

LUBBOCK COUNTY, TEXAS
Monthly Unaudited Financial Report
February 29, 2024



Prepared By: County Auditor's Office

Kathy Williams, County Auditor

Members of Government Finance Officers Association of the United States and
Canada

This report is available on the Internet

Lubbock County, Texas
Unaudited Monthly Financial Report
February 29, 2024
Table of Contents

| Description | Page Number |
|--|------------------------|
| County Auditor's Letter of Transmittal | 3 |
| Financial Statements: | |
| ❖ Consolidated Balance Sheet – All Funds | 4-7 |
| ❖ Bank Balances – All Funds | 8 |
| ❖ Revenue Report – Account Summary | 10-55 |
| ❖ Revenue Report – Group/Fund Summary | 57-78 |
| ❖ Venue HOT & STVR Tax | 28, 61, 74 |
| Schedules: | |
| ❖ Debt Service Maturity Schedules | 79-85 |
| ❖ Investment Schedules | 86-88 |
| ❖ Schedule of Transfers between Funds | 89 |
| ❖ Sales Tax Summary | 90 |
| ❖ Ad Valorem Collection Summary | 91-92 |
| Budget Status: | |
| ❖ Budget Report – Account Summary | 94-169 |
| ❖ Budget Report – Group/Fund Summary | 171-192 |
| ❖ Venue HOT & STVR Tax | 136, 176, 188 |

LUBBOCK COUNTY

Kathy Williams
County Auditor

Rhonda Scott
First Assistant Auditor



P.O. Box 10536
916 Main, Suite 700
Lubbock, Texas 79408-3536
Phone: (806) 775-1097
Fax: (806) 775-7917

March 25, 2024

The Honorable District Judges and the Honorable Members of the Commissioners' Court:

The unaudited and unadjusted financial report of Lubbock County, Texas, for the month ended February 29, 2024, is hereby submitted as required by the Local Governmental Code 114.025.

This report is presented in three sections, namely: Financial Statements, Schedules, and Budget Status.

Although this report is self explanatory, please do not hesitate to call the County Auditor's office for more information at (806) 775-1097. This report can be seen on the Internet at www.co.lubbock.tx.us.

Respectfully submitted,

A handwritten signature in blue ink that reads "Kathy Williams". The signature is fluid and cursive, with a long horizontal stroke at the end.

Kathy Williams
County Auditor

CONSOLIDATED BALANCE SHEET FOR 2024 5

| OBJ | OBJ DESCRIPTION | NET CHANGE FOR PERIOD | ACCOUNT BALANCE |
|---------------|------------------------------|-----------------------|-----------------|
| ASSETS | | | |
| 100200 | CASH ACCOUNT | 220,993.72 | 10,355,472.72 |
| 100201 | JURY FUND | .00 | 25,000.00 |
| 100202 | FEDERAL TAX ACCOUNT | .00 | 5,000.00 |
| 100205 | SO FORFEITED CONTRABAND | .00 | 257,496.63 |
| 100206 | SO INMATE COMMISSARY ACCOUNT | .00 | 4,371,731.74 |
| 100207 | SO INMATE PROGRAM DONATIONS | .00 | 7,154.96 |
| 100208 | CDA BUSINESS CRIMES | -2,024.31 | 108,207.54 |
| 100209 | CDA FORFEITED ASSETS | -4,909.11 | 115,125.51 |
| 100210 | SPAT PROGRAM INCOME | 3,955.99 | 37,627.62 |
| 100212 | CDA JAG 22 | 300.69 | 70,807.58 |
| 100214 | CDA JAG 21 | 204.42 | 48,134.63 |
| 100235 | JP1 CREDIT CARD | 1,848.72 | 27,023.22 |
| 100236 | JP1 E FILE ACCOUNT | -616.00 | 6,210.00 |
| 100238 | JP2 CREDIT CARD | -2,030.75 | 9,102.00 |
| 100239 | JP2 E FILE ACCOUNT | -1,304.00 | 4,302.00 |
| 100241 | JP3 CREDIT CARD | 458.10 | 15,879.10 |
| 100242 | JP3 E FILE ACCOUNT | -4,826.00 | 5,211.00 |
| 100244 | JP4 CREDIT CARD | 10,410.50 | 24,086.60 |
| 100245 | JP4 E FILE ACCOUNT | -2,069.00 | 4,259.00 |
| 100263 | DRC REVENUE ACCOUNT | -14,302.25 | 7,815.33 |
| 100290 | Public works Credit Card | 6,700.00 | 12,760.00 |
| 100291 | PRE-TRIAL - CREDIT CARD | -52.50 | 343.00 |
| 100400 | CHANGE FUNDS | .00 | 66,190.00 |
| 100403 | CDA DEA INVESTIGATION | .00 | 10,000.00 |
| 100802 | INVESTMENTS | .00 | 356,772.56 |
| 101901 | DEA CASH LNB | .00 | 88,292.33 |
| 105000 | CLAIM ON CASH | 52,647,726.47 | 273,709,864.29 |
| 117000 | DELINQUENT TAXES | .00 | 3,868,430.25 |
| 119900 | EST UNCOLL DLNQT TAXES | .00 | -3,385,029.43 |
| 122100 | ACCOUNTS RECEIVABLE | -385,593.20 | 1,400,986.21 |
| 126300 | WOODROW VFD | .00 | 20,000.00 |
| 126500 | WEST CARLISLE VFD | .00 | 50,000.00 |
| 127200 | SHALLOWATER VFD | .00 | 165,767.00 |
| 127400 | BUFFALO SPRINGS VFD | .00 | 9,200.00 |
| 129000 | RETURNED CHECKS RECEIVABLE | .00 | 3,055.32 |
| 131100 | ANDREWS COUNTY | -10,870.00 | .00 |
| 131103 | 259TH JUDICIAL DISTRICT | -4,495.00 | 1,595.00 |
| 131600 | GARZA COUNTY | .00 | 1,000.00 |
| 131800 | HOCKLEY COUNTY | -12,525.00 | .00 |
| 131858 | KENDALL COUNTY | .00 | 125.00 |
| 131900 | LYNN COUNTY | -750.00 | .00 |
| 132101 | GRAY COUNTY | .00 | 3,375.00 |
| 132200 | TERRY COUNTY | -740.00 | .00 |
| 132900 | MOORE COUNTY | -4,995.00 | .00 |
| 133100 | DEAF SMITH COUNTY | -9,365.00 | .00 |
| 133200 | DALLAM COUNTY | -125.00 | .00 |
| 133300 | TAYLOR COUNTY | -3,345.00 | .00 |
| 133500 | REEVES COUNTY | -750.00 | .00 |

CONSOLIDATED BALANCE SHEET FOR 2024 5

| OBJ | OBJ DESCRIPTION | NET CHANGE FOR PERIOD | ACCOUNT BALANCE |
|--------------------|------------------------------|-----------------------|-----------------------|
| ASSETS | | | |
| 133601 | EASTLAND COUNTY | .00 | 9,069.95 |
| 133800 | WINKLER COUNTY | -2,000.00 | .00 |
| 134000 | HOWARD COUNTY | -3,000.00 | .00 |
| 134200 | RANDALL/POTTER COUNTY | -4,495.00 | .00 |
| 135300 | SWISHER/CASTRO COUNTY | -1,875.00 | 3,125.00 |
| 135801 | 100th JUDICIAL DISTRICT | -4,848.42 | .00 |
| 136002 | WARD COUNTY | .00 | 4.00 |
| 138700 | ROCKWALL COUNTY | -750.00 | .00 |
| 139800 | FINES, FEES, COURT COST REC | .00 | 1,546,677.31 |
| 139900 | FINES, FEES ALLOW FOR UNCOLL | .00 | -309,335.46 |
| 147001 | UNAMORTIZED PREM/DISC | .00 | -1,698,798.21 |
| 148300 | JOHNSON CONTROL ESCROW | .00 | 905,382.32 |
| 154000 | DUE FROM INSURANCE CLEARING | .00 | 15,000.00 |
| 162100 | PREPAID INSURANCE | .00 | 68,966.89 |
| 162600 | PREPAID EXPENSES/CONTRACTS | .00 | 1,708.00 |
| | TOTAL ASSETS | 52,409,943.07 | 292,430,173.51 |
| LIABILITIES | | | |
| 200000 | FICA TAXES PAYABLE | 339,810.84 | 5.71 |
| 200100 | MEDICARE | 79,472.20 | 1.35 |
| 200200 | WITHHOLDING PAYABLE | 228,642.45 | .01 |
| 200300 | RETIREMENT PAYABLE | 514,676.97 | -455.91 |
| 200400 | HEALTH INSURANCE PAYABLE | 436,170.38 | -14.92 |
| 200500 | UNEMPLOYMENT PAYABLE | .28 | -9,183.68 |
| 200700 | WORKERS COMP PAYABLE | 85,886.56 | .00 |
| 200900 | PAYABLE TO UNITED WAY | 953.51 | .00 |
| 201000 | DEFERRED COMP PAYABLE | 16,381.40 | .00 |
| 201100 | PARKING WITHHELD | 3,019.50 | 15.00 |
| 201200 | DENTAL INSURANCE PAYABLE | 26,083.64 | -10.01 |
| 201401 | SUPPLEMENTAL LIFE & AD&D | 18,032.02 | -28.18 |
| 201600 | CHILD SUPPORT PAYABLE | 12,444.43 | 100.00 |
| 201800 | CHILD SUPPORT PAYABLE | .00 | -121.47 |
| 202500 | FSA-MEDICAL PAYABLE | 45,998.77 | -286.53 |
| 202600 | FSA-CHILD CARE PAYABLE | 1,964.54 | .00 |
| 202900 | VISION PAYABLE | 4,723.79 | -19.51 |
| 204100 | LEOSE-CONSTABLE 1 | -658.15 | -8,399.28 |
| 204200 | LEOSE-CONSTABLE 2 | .00 | -2,814.56 |
| 204300 | LEOSE-CONSTABLE 3 | .00 | -3,451.52 |
| 204400 | LEOSE-CONSTABLE 4 | -658.15 | -9,531.57 |
| 210000 | ACCOUNTS PAYABLE | 802,160.41 | -5,860.92 |
| 210010 | ACCRUED WAGES | 2,052,982.49 | .00 |
| 210100 | ACCOUNTS PAYABLE PENDING | -21,886.34 | -1,227,296.28 |
| 210600 | PURCHASING CARD LIABILITY | .00 | -516.57 |
| 220110 | JP PREC 1 DUE TO OTHERS | -4,205.77 | -33,742.06 |
| 220210 | JP PREC 2 DUE TO OTHERS | -419.67 | -37,788.37 |
| 220300 | JP PREC 3 DUE TO OTHERS | -100.00 | -45,951.89 |

CONSOLIDATED BALANCE SHEET FOR 2024 5

| OBJ | OBJ DESCRIPTION | NET CHANGE FOR PERIOD | ACCOUNT BALANCE |
|--------------------|--------------------------------|-----------------------|-----------------|
| LIABILITIES | | | |
| 220430 | JP PREC 4 DUE TO OTHERS | -2,750.60 | -114,211.41 |
| 221110 | DUE TO COLLECTION AGENCY | .00 | -3,080.81 |
| 221200 | DUE TO CHILD PASS SAFETY SEAT | .09 | -.05 |
| 221300 | DUE TO JUROR DONATIONS | .00 | -142.00 |
| 223100 | DUE TO (CVC) COMP TO VICTIMS | .00 | -4.31 |
| 223400 | DUE TO JCPT | .00 | -.58 |
| 223700 | DUE TO WARRANT EXEC-STATE | -75.36 | -139.04 |
| 223800 | DUE TO ARREST FEE-STATE | -851.11 | -1,545.03 |
| 224900 | TRUANT CONDUCT FEE | .00 | -300.00 |
| 225100 | DUE TO FLSI (INDIGENTS) | -15.38 | -36.42 |
| 225200 | DUE TO FA (FUGIIVE APPR) | -7.36 | -10.42 |
| 225300 | DUE TO CCC (CONS CRT COST | -8.92 | -27.84 |
| 225400 | DUE TO JCD (JUV CR DELIQ) | -.07 | -.14 |
| 225500 | DUE TO TP (TIME PAYMENT) | -392.28 | -631.79 |
| 225700 | CMIT FINE | -127.98 | -166.28 |
| 225800 | STF | -8,078.20 | -15,221.31 |
| 225900 | NONDISCLOSURE FEE | .00 | -56.00 |
| 226000 | SEXUAL ASSAULT | -698.00 | -1,161.00 |
| 226100 | NEW CCC | -2,869.96 | -4,280.04 |
| 226200 | EMS TRAUMA FUND | -2,414.80 | -4,517.76 |
| 226300 | FAILURE TO APPEAR- FTA-STATE | -632.99 | -1,049.72 |
| 226400 | OMNIBASE PROGRAM | -467.12 | -824.59 |
| 226600 | DUE TO COMP (BIRTH CERT FEE) | -16.20 | -16.20 |
| 226700 | DUE TO COMP (MARRIAGE LICENSE) | -3,200.00 | -3,200.00 |
| 226800 | DUE TO COMP (JSAL FUND) | -26.56 | -62.27 |
| 226900 | DIST CLERK JUDICIAL FEE | -78.99 | -173.99 |
| 227000 | JURY REIMBURSEMENT FEE | -220.24 | -328.94 |
| 227100 | JUDICIAL SUPPORT PMT-CIVIL | -75.25 | -159.25 |
| 227200 | JUDICIAL SUPPORT PMT-CRIMINAL | -327.62 | -494.42 |
| 227300 | E-FILING FEE-CRIMINAL | -21.40 | -29.96 |
| 227400 | E-FILING FEE-CIVIL | -56.42 | -126.42 |
| 227500 | UNCLAIMED FUNDS-ESCHEAT | -6.75 | -357,356.79 |
| 227700 | UNCLAIMED FUNDS | .00 | -73,785.47 |
| 227800 | BAIL BOND BOARD | .00 | -16,423.00 |
| 228000 | INMATE BENEFITS-REFUSED CKS | .00 | -395.58 |
| 228100 | DUE TO DRUG COURT FEE | -190.94 | -288.77 |
| 228110 | INDIGENT DEFENSE FEE | -106.93 | -161.30 |
| 228200 | DNA TESTING FEE | -7.90 | -7.90 |
| 228400 | CIVIL JUSTICE FEE | -2.51 | -3.41 |
| 228500 | JUD/CRT PERSONNEL TRAINING FEE | -7.82 | -17.82 |
| 228600 | 7TH COA JUDICIAL SUPPORT FEE | 1,632.25 | -1,486.76 |
| 228900 | TX HOME VISITING FEE | -45.00 | -45.00 |
| 229000 | TRUANCY PREVENTION & DIVERSION | -81.72 | -128.97 |
| 229200 | CSCD COURT COST | 273.27 | -436.70 |
| 229300 | CSCD FINES | 172.00 | .00 |
| 229400 | CSCD-DPS FEES | 624.05 | -1,255.30 |
| 229600 | DUE TO CCC STATE | -35,902.15 | -61,056.44 |
| 229800 | State CCC - Civil | -32,762.00 | -56,492.00 |

CONSOLIDATED BALANCE SHEET FOR 2024 5

| OBJ | OBJ DESCRIPTION | NET CHANGE FOR PERIOD | ACCOUNT BALANCE |
|---------------------|---|-----------------------|------------------------|
| LIABILITIES | | | |
| 229860 | CLERKS FILING FEE - STATE | .00 | -135.00 |
| 229900 | FAMILY VIOLENCE FINE | -570.83 | -10,526.16 |
| 230000 | Due To Intoxicated Driver | -3,207.69 | -4,877.37 |
| 260100 | OTHER LIABILITIES | .00 | -100.00 |
| 260510 | EXTRADITION BONDS | -154.37 | -153,368.51 |
| 271400 | NET DELINQUENCY TAX RECV | .00 | -483,400.85 |
| 271520 | PAVING ESCROW | .00 | -29,650.91 |
| 271600 | SUB DIVISION PAVING ESCRO | .00 | -75,340.48 |
| 279900 | FINES, FEES, COURT COST PAY | .00 | -1,237,341.85 |
| 280300 | UNDISTRIBUTED INTEREST | -845,691.96 | -1,625,608.72 |
| | TOTAL LIABILITIES | 3,702,026.38 | -5,727,040.21 |
| FUND BALANCE | | | |
| 360000 | UNRESERVED UNDESIGNATED | .00 | -186,988,509.61 |
| 360001 | EXPENDITURES | 24,396,715.85 | 86,575,487.12 |
| 360002 | REVENUES | -80,508,685.30 | -185,415,110.81 |
| 360100 | RESERVE-INS DEDUCTIBLE | .00 | -875,000.00 |
| 360202 | ENCUMBRANCES | -13,373,635.21 | 44,828,693.72 |
| 360203 | FB CURRENT ENCUMBRANCES | 13,373,635.21 | -44,828,693.72 |
| 360300 | BUDGET FUND BAL UNRESERVED | 1,500.00 | 38,000.00 |
| 360301 | APPROPRIATIONS | -7,947.00 | -347,949,503.00 |
| 360302 | BUDGETED REVENUES | 6,447.00 | 347,911,503.00 |
| | TOTAL FUND BALANCE | -56,111,969.45 | -286,703,133.30 |
| | TOTAL LIABILITIES + FUND BALANCE | -52,409,943.07 | -292,430,173.51 |

** END OF REPORT - Generated by Scott, Rhonda **

Lubbock County, Texas
City Bank - Bank Balance Report
February 2024

| Account Name | Beginning Balance | Increase/ (Decrease) | Ending Balance |
|--------------------------------|-------------------|----------------------|------------------|
| A INSURANCE CLEARING | \$4,919.16 | \$10,080.84 | \$15,000.00 |
| A JURY | \$25,000.00 | \$0.00 | \$25,000.00 |
| A LC FSA Account | \$61,796.27 | (\$1,907.81) | \$59,888.46 |
| A PAYROLL | \$12,026.90 | (\$1,151.63) | \$10,875.27 |
| A POOLED CASH | \$56,658,262.26 | \$22,386,912.53 | \$79,045,174.79 |
| A TREASURER FED TAX | \$693,512.61 | (\$1,132.98) | \$692,379.63 |
| A WORKERS COMP | \$11,202.16 | \$1,053.51 | \$12,255.67 |
| BAIL BOND | \$597,150.00 | \$0.00 | \$597,150.00 |
| BB SPECIAL ACCOUNT | \$8,385.00 | \$6,705.00 | \$15,090.00 |
| CASH BOND | \$297,325.00 | (\$10,450.00) | \$286,875.00 |
| CC CREDIT CARD ACCOUNT | \$0.00 | \$0.00 | \$0.00 |
| CC E FILE ACCOUNT | \$0.00 | \$0.00 | \$0.00 |
| CC GENERAL | \$96,108.11 | \$47,838.72 | \$143,946.83 |
| CC REGISTRY FUND | \$6,014,283.90 | \$1,999,606.90 | \$8,013,890.80 |
| CDA BUSINESS CRIMES | \$97,820.87 | \$741.04 | \$98,561.91 |
| CDA COMPTROLLER | \$8,968.93 | (\$4,682.26) | \$4,286.67 |
| CDA DPS FORFEITURE | \$15,838.56 | \$0.00 | \$15,838.56 |
| CDA FORFEITED | \$129,602.95 | (\$2,305.58) | \$127,297.37 |
| CDA JAG14 | \$70,506.89 | \$0.00 | \$70,506.89 |
| CDA JAG15 | \$47,930.21 | \$0.00 | \$47,930.21 |
| CDA JAG19 | \$0.00 | \$0.00 | \$0.00 |
| CDA JAG20 | \$0.00 | \$0.00 | \$0.00 |
| CDA RESTITUTION | \$13,061.18 | \$10,937.70 | \$23,998.88 |
| CDA SEIZURE | \$192,710.58 | \$0.00 | \$192,710.58 |
| CDA TRUST FUND | \$158,987.78 | \$10,879.11 | \$169,866.89 |
| CRTC COMMISSARY | \$5,108.14 | \$639.26 | \$5,747.40 |
| CRTC REVENUE FUND | \$4,372.85 | (\$4,372.85) | \$0.00 |
| CRTC TRUST FUND | \$33,165.15 | \$1,215.61 | \$34,380.76 |
| CSCD CREDIT CARD | \$198,541.98 | \$37,052.82 | \$235,594.80 |
| CSCD Health | \$10,856.14 | (\$10,123.10) | \$733.04 |
| CSCD OPERATING | \$53,291.51 | \$2,562.84 | \$55,854.35 |
| DC CREDIT CARD ACCT-Sara Smith | \$0.00 | \$0.00 | \$0.00 |
| DC CUSTODIAL-Sara Smith | \$3,167,991.94 | (\$382,900.19) | \$2,785,091.75 |
| DC E FILE ACCOUNT-Sara Smith | \$0.00 | \$0.00 | \$0.00 |
| DC GENERAL-Sara Smith | \$329,619.24 | \$1,025.53 | \$330,644.77 |
| DIST CT ONLINE ACCESS | \$0.00 | \$0.00 | \$0.00 |
| DIST CT PRE-TRIAL CCARD | \$395.50 | (\$52.50) | \$343.00 |
| DRC CHECKING | \$21,655.08 | (\$396.00) | \$21,259.08 |
| HOST COURT | \$3,083.75 | \$0.00 | \$3,083.75 |
| HOT TAX COLLECTIONS | \$0.00 | \$35,843.66 | \$35,843.66 |
| JP 1 | \$9,820.00 | (\$600.00) | \$9,220.00 |
| JP 1 CREDIT CARD | \$24,724.50 | \$1,283.72 | \$26,008.22 |
| JP 1 E File Account | \$6,826.00 | (\$692.00) | \$6,134.00 |
| JP 2 | \$10,834.29 | \$200.00 | \$11,034.29 |
| JP 2 CREDIT CARD | \$11,132.75 | (\$3,030.75) | \$8,102.00 |
| JP 2 E File Account | \$5,606.00 | (\$1,742.00) | \$3,864.00 |
| JP 3 | \$15,123.00 | \$0.00 | \$15,123.00 |
| JP 3 CREDIT CARD | \$15,421.00 | (\$311.90) | \$15,109.10 |
| JP 3 E File Account | \$10,037.00 | (\$4,826.00) | \$5,211.00 |
| JP 4 | \$12,615.32 | (\$1,700.00) | \$10,915.32 |
| JP 4 CREDIT CARD | \$13,676.10 | \$7,731.90 | \$21,408.00 |
| JP 4 E File Account | \$6,328.00 | (\$2,301.00) | \$4,027.00 |
| JPO FEE ACCOUNT | \$245.00 | \$125.00 | \$370.00 |
| JUVENILE PROBATION CCARD | \$0.00 | \$0.00 | \$0.00 |
| LC VENUE PROJECT FUND | \$10,134,479.00 | \$177,634.52 | \$10,312,113.52 |
| MEDICAL EXAMINER | \$0.00 | \$0.00 | \$0.00 |
| PARKS PCT. 1 REVENUE ACCOUNT | \$0.00 | \$0.00 | \$0.00 |
| PARKS PCT. 2 REVENUE ACCOUNT | \$0.00 | \$0.00 | \$0.00 |
| PUBLIC WORKS CREDIT CARD | \$6,060.00 | \$6,280.00 | \$12,340.00 |
| RK TAC | \$1,281.50 | (\$1,175.95) | \$105.55 |
| RK TAC BEER AND LIQU | \$6,413.00 | \$3,110.00 | \$9,523.00 |
| RK TAC CERT OF TITLE | \$88,372.96 | (\$984.96) | \$87,388.00 |
| RK TAC CHARGE CARD | \$394.53 | (\$66.28) | \$328.25 |
| RK TAC CHECK CLEARIN | \$375,520.08 | (\$48,412.06) | \$327,108.02 |
| RK TAC DPS DL RENEWAL | \$800.00 | (\$70.00) | \$730.00 |
| RK TAC EFT ACCOUNT | \$159,514.68 | \$25,682.27 | \$185,196.95 |
| RK TAC MOTOR VEHICLE | \$1,394,098.30 | \$701,411.38 | \$2,095,509.68 |
| RK TAC OMNIBUS | \$1,000,729.11 | (\$370,601.15) | \$630,127.96 |
| SHERIFF'S RECOVERED FUNDS | \$28,484.00 | \$10,726.00 | \$39,210.00 |
| SO FORFEITED | \$243,018.29 | (\$15,666.30) | \$227,351.99 |
| SO INMATE | \$250,975.95 | \$86,283.32 | \$337,259.27 |
| SO SEIZED FUNDS | \$213,031.60 | \$5,891.00 | \$218,922.60 |
| SO SHERIFF | \$88,565.08 | \$27,446.54 | \$116,011.62 |
| SPATTF FEDERAL ACCT | \$0.00 | \$0.00 | \$0.00 |
| SPATTF PROGRAM INCOM | \$33,671.63 | \$3,800.00 | \$37,471.63 |
| | \$83,211,279.27 | \$24,739,045.47 | \$107,950,324.74 |

Revenue Summaries Report

For Fiscal: 2023-2024 Period Ending 02/29/24

Account Summary

REVENUE SUMMARIES REPORT
ACCOUNT SUMMARY FEBRUARY 2024

FOR 2024 05

| | ORIGINAL ESTIM REV | REVISED EST REV | ACTUAL YTD REVENUE | ACTUAL MTD REVENUE | REMAINING REVENUE | PCT COLL |
|------------------------------------|-----------------------|--------------------|-----------------------|-----------------------|----------------------|-------------|
| 011 GENERAL FUND | | | | | | |
| 011 461000 COUNTY CLERK GENERAL | .00 | .00 | 120.00 | 120.00 | -120.00 | 100.0 |
| TOTAL UNDEFINED CHAR | .00 | .00 | 120.00 | 120.00 | -120.00 | 100.0% |
| 40 Tax Collections | | | | | | |
| 011 400100 CURRENT AD VALOREM TAXE | 91,954,699.00 | 91,954,699.00 | 86,131,999.10 | 33,318,798.36 | 5,822,699.90 | 93.7 |
| 011 400400 PEN & INT - CURRENT LEV | 377,014.00 | 377,014.00 | 312.92 | 312.92 | 376,701.08 | .1 |
| 011 400500 DELIQ TAXES - PRIOR YEA | 560,924.00 | 560,924.00 | 195,197.68 | 89,240.17 | 365,726.32 | 34.8 |
| 011 400600 PEN & INT - PRIOR YEARS | 285,060.00 | 285,060.00 | 138,545.60 | 39,683.09 | 146,514.40 | 48.6 |
| 011 401000 COUNTY SALES & USE TAX | 38,140,330.00 | 38,140,330.00 | 9,887,072.81 | 3,681,550.67 | 28,253,257.19 | 25.9 |
| TOTAL Tax Collections | 131,318,027.00 | 131,318,027.00 | 96,353,128.11 | 37,129,585.21 | 34,964,898.89 | 73.4% |
| 41 Licenses/Permits | | | | | | |
| 011 410100 COUNTY CLERK | 67,482.00 | 67,482.00 | 21,616.70 | 3,321.20 | 45,865.30 | 32.0 |
| 011 410200 BEER & LIQUOR PERMITS | 117,660.00 | 117,660.00 | 50,723.00 | 6,413.00 | 66,937.00 | 43.1 |
| TOTAL Licenses/Permits | 185,142.00 | 185,142.00 | 72,339.70 | 9,734.20 | 112,802.30 | 39.1% |
| 42 Intergovernmental | | | | | | |
| 011 420100 GRANT REVENUE | .00 | 7,739.00 | 7,738.34 | .00 | .66 | 100.0 |
| 011 420210 STATE MIXED DRINK TAX | 1,760,359.00 | 1,760,359.00 | 509,775.85 | 167,740.17 | 1,250,583.15 | 29.0 |
| 011 420320 EMERGENCY MGT GRANT | 9,174.00 | 9,174.00 | .00 | .00 | 9,174.00 | .0 |
| 011 420500 BINGO TAX PROCEEDS | 239,304.00 | 239,304.00 | 51,518.70 | 33,239.22 | 187,785.30 | 21.5 |
| 011 420900 STATE - COUNTY COURTS | 280,082.00 | 280,082.00 | 141,100.00 | 68,050.00 | 138,982.00 | 50.4 |
| 011 421210 STRADUS A/G CHILD SUPPO | 1,175.00 | 1,175.00 | 293.11 | 67.90 | 881.89 | 24.9 |
| 011 422020 INTER LOCAL AGREEMENT-C | 608,199.00 | 608,199.00 | 156,800.41 | .00 | 451,398.59 | 25.8 |
| 011 424800 GRANT ADMINISTRATION RE | 985.00 | 985.00 | 262.24 | .00 | 722.76 | 26.6 |
| 011 425000 INDIGENT DEFENSE GRANT | 255,056.00 | 255,056.00 | .00 | .00 | 255,056.00 | .0 |
| TOTAL Intergovernmental | 3,154,334.00 | 3,162,073.00 | 867,488.65 | 269,097.29 | 2,294,584.35 | 27.4% |
| 43 Fees | | | | | | |

REVENUE SUMMARIES REPORT
ACCOUNT SUMMARY FEBRUARY 2024

FOR 2024 05

| | ORIGINAL ESTIM REV | REVISED EST REV | ACTUAL YTD REVENUE | ACTUAL MTD REVENUE | REMAINING REVENUE | PCT COLL |
|------------------------------------|-----------------------|---------------------|-----------------------|-----------------------|----------------------|--------------|
| 011 430200 COUNTY JUDGE | 8,325.00 | 8,325.00 | 2,626.00 | 460.00 | 5,699.00 | 31.5 |
| 011 430300 COUNTY CLERK | 1,509,696.00 | 1,509,696.00 | 487,072.09 | 96,184.88 | 1,022,623.91 | 32.3 |
| 011 430600 VRED - TAPE | 76.00 | 76.00 | 15.00 | .00 | 61.00 | 19.7 |
| 011 430700 TRAFFIC | 5,388.00 | 5,388.00 | 1,957.45 | 508.31 | 3,430.55 | 36.3 |
| 011 430800 CHILD SAFETY - CS | 1,007.00 | 1,007.00 | 474.46 | 188.07 | 532.54 | 47.1 |
| 011 431000 TAX ASSESSOR/COLLECTOR | 38,912.00 | 38,912.00 | 16,829.00 | 5,327.00 | 22,083.00 | 43.2 |
| 011 431100 TAX OFFICE DPS DL RENEW | 7,683.00 | 7,683.00 | 2,805.00 | 860.00 | 4,878.00 | 36.5 |
| 011 431310 APPRAISAL DISTRICT FILI | .00 | .00 | 3,200.00 | 2,800.00 | -3,200.00 | 100.0 |
| 011 431500 INDIGENT DEFENSE FEE | 113.00 | 113.00 | 14.65 | .00 | 98.35 | 13.0 |
| 011 431600 JURY FEE COUNTY | 1,500.00 | 1,500.00 | 604.48 | 135.61 | 895.52 | 40.3 |
| 011 432200 PASSPORT FEE - DIST CLE | 30,000.00 | 30,000.00 | 21,035.00 | 7,070.00 | 8,965.00 | 70.1 |
| 011 432300 DISTRICT CLERK FEES | 369,761.00 | 369,761.00 | 142,721.45 | 48,809.18 | 227,039.55 | 38.6 |
| 011 432500 PROSECUTOR'S FEES | 10,285.00 | 10,285.00 | 5,947.95 | 1,122.95 | 4,337.05 | 57.8 |
| 011 433100 JP PRECINCT 1 | 46,312.00 | 46,312.00 | 21,992.62 | 5,248.39 | 24,319.38 | 47.5 |
| 011 433200 JP PRECINCT 2 | 50,573.00 | 50,573.00 | 23,480.55 | 4,427.32 | 27,092.45 | 46.4 |
| 011 433300 JP PRECINCT 3 | 73,726.00 | 73,726.00 | 30,919.73 | 6,013.48 | 42,806.27 | 41.9 |
| 011 433400 JP PRECINCT 4 | 32,861.00 | 32,861.00 | 18,999.21 | 4,258.00 | 13,961.79 | 57.5 |
| 011 434000 DISTRICT ATTORNEY | 625.00 | 625.00 | 281.71 | 44.27 | 343.29 | 45.1 |
| 011 434500 MEDICAL EXAMINER | 380.00 | 380.00 | .00 | .00 | 380.00 | .0 |
| 011 434600 SHERIFF | 291,544.00 | 291,544.00 | 149,106.23 | 15,721.73 | 142,437.77 | 51.1 |
| 011 434800 CONSTABLES | 637,773.00 | 637,773.00 | 198,093.78 | 44,680.00 | 439,679.22 | 31.1 |
| 011 435000 DEFENSIVE DRIVING FEE | 9,872.00 | 9,872.00 | 1,357.84 | 307.33 | 8,514.16 | 13.8 |
| 011 435100 SS FEE-INMATE | 9,542.00 | 9,542.00 | 6,800.00 | 400.00 | 2,742.00 | 71.3 |
| 011 435200 ISSUED WARRANT EXECUTIO | 32,000.00 | 32,000.00 | 12,840.91 | 4,186.26 | 19,159.09 | 40.1 |
| 011 435300 ARREST FEES - COUNTY | 6,860.00 | 6,860.00 | 3,499.42 | 877.50 | 3,360.58 | 51.0 |
| 011 435410 FAMILY PROTECTION FEE | 16.00 | 16.00 | .00 | .00 | 16.00 | .0 |
| 011 435600 COURT INITIATED GUARDIA | 7,383.00 | 7,383.00 | 10,710.00 | 2,160.00 | -3,327.00 | 145.1 |
| 011 436000 CMIT FINE COMMISSION | 133.00 | 133.00 | .00 | .00 | 133.00 | .0 |
| 011 436100 CMI FINE COMMISSION | 1.00 | 1.00 | .05 | .00 | .95 | 5.0 |
| 011 436200 BAT COMMISSIONS | 5.00 | 5.00 | .00 | .00 | 5.00 | .0 |
| 011 437400 VITAL STATISTICS PRESER | 5,030.00 | 5,030.00 | 1,915.00 | 332.00 | 3,115.00 | 38.1 |
| TOTAL Fees | 3,187,382.00 | 3,187,382.00 | 1,165,299.58 | 252,122.28 | 2,022,182.42 | 36.6% |

44 Commissions

| | | | | | | |
|------------------------------------|--------------|--------------|------------|-----------|--------------|------|
| 011 440100 MOTOR VEHICLE SALES TAX | 4,000,000.00 | 4,000,000.00 | .00 | .00 | 4,000,000.00 | .0 |
| 011 440200 CERTIFICATE OF TITLE CO | 443,517.00 | 443,517.00 | 125,765.00 | 33,225.00 | 317,752.00 | 28.4 |
| 011 440300 MOTOR VEHICLE COMMISSIO | 836,180.00 | 836,180.00 | 610,802.46 | 53,914.35 | 225,377.54 | 73.0 |
| 011 440500 (CVC) COMP TO VICTIMS O | 100.00 | 100.00 | 1.50 | .00 | 98.50 | 1.5 |
| 011 440600 LEOA COMMISSION | 1.00 | 1.00 | .00 | .00 | 1.00 | .0 |

REVENUE SUMMARIES REPORT
ACCOUNT SUMMARY FEBRUARY 2024

FOR 2024 05

| | ORIGINAL ESTIM REV | REVISED EST REV | ACTUAL YTD REVENUE | ACTUAL MTD REVENUE | REMAINING REVENUE | PCT COLL |
|------------------------------------|-----------------------|---------------------|-----------------------|-----------------------|----------------------|--------------|
| 011 440800 BEER & LIQUOR COMMISSIO | 996.00 | 996.00 | 110.00 | .00 | 886.00 | 11.0 |
| 011 441100 CJC COMMISSION | 15.00 | 15.00 | .00 | .00 | 15.00 | .0 |
| 011 441200 JCPT COMMISSION | 5.00 | 5.00 | .20 | .00 | 4.80 | 4.0 |
| 011 441400 JPD COMM | 314.00 | 314.00 | 67.63 | .00 | 246.37 | 21.5 |
| 011 441600 ARREST FEES - COMM | 8,434.00 | 8,434.00 | 1,174.89 | .00 | 7,259.11 | 13.9 |
| 011 441700 LEMI COMMISSION | 1.00 | 1.00 | .00 | .00 | 1.00 | .0 |
| 011 441800 CRIMESTOPPERS-COMM | 2.00 | 2.00 | .00 | .00 | 2.00 | .0 |
| 011 442000 GENERAL REVENUE COMM GR | 1.00 | 1.00 | .00 | .00 | 1.00 | .0 |
| 011 442100 LEOCE COMM | 1.00 | 1.00 | .00 | .00 | 1.00 | .0 |
| 011 442200 DNA TESTING FEE | 64.00 | 64.00 | 3.51 | .00 | 60.49 | 5.5 |
| 011 442400 SEPTIC INSPECTION | 140,000.00 | 140,000.00 | 32,630.00 | 6,910.00 | 107,370.00 | 23.3 |
| 011 442500 FLSI COMM | 729.00 | 729.00 | 6.51 | .00 | 722.49 | .9 |
| 011 442600 FA COMM | 25.00 | 25.00 | 1.66 | .00 | 23.34 | 6.6 |
| 011 442700 CCC COMM | 150.00 | 150.00 | 5.81 | .00 | 144.19 | 3.9 |
| 011 442800 JCD COMM | .00 | .00 | .05 | .00 | -.05 | 100.0 |
| 011 442900 TP COMM (40%) | 1,800.00 | 1,800.00 | 211.07 | .00 | 1,588.93 | 11.7 |
| 011 443000 JE COMM (10%) | 2,500.00 | 2,500.00 | 316.61 | .00 | 2,183.39 | 12.7 |
| 011 443500 NEW CCC COMM | 4,851.00 | 4,851.00 | 467.19 | .00 | 4,383.81 | 9.6 |
| 011 443600 EMS TRAUMA FUND COMM | 2,273.00 | 2,273.00 | 513.66 | .00 | 1,759.34 | 22.6 |
| 011 444000 STF COMM | 143.00 | 143.00 | 14.83 | .00 | 128.17 | 10.4 |
| 011 444100 STF_COMM | 3,700.00 | 3,700.00 | 682.03 | .00 | 3,017.97 | 18.4 |
| 011 444200 DNA (CS) | 50.00 | 50.00 | .00 | .00 | 50.00 | .0 |
| 011 444300 CIVIL DATA JUSTICE FEE | 5.00 | 5.00 | .21 | .00 | 4.79 | 4.2 |
| 011 444500 BAIL BOND FEE COMM | 5,500.00 | 5,500.00 | 892.50 | .00 | 4,607.50 | 16.2 |
| 011 444600 COMM DC JUDICIAL FUND | 352.00 | 352.00 | 46.44 | .00 | 305.56 | 13.2 |
| 011 444700 JURY REIMBURSEMENT FEE | 255.00 | 255.00 | 31.20 | .00 | 223.80 | 12.2 |
| 011 445000 TIME PAYMENT - COUNTY | 17,693.00 | 17,693.00 | 8,042.18 | 1,878.25 | 9,650.82 | 45.5 |
| 011 445400 CCC STATE COMM | 35,000.00 | 35,000.00 | 8,946.68 | .00 | 26,053.32 | 25.6 |
| 011 445500 Intoxicated Driver Comm | 150.00 | 150.00 | 662.13 | .00 | -512.13 | 441.4 |
| TOTAL Commissions | 5,504,807.00 | 5,504,807.00 | 791,395.95 | 95,927.60 | 4,713,411.05 | 14.4% |

45 Charges for Services

| | | | | | | |
|-----------------------------------|---------------------|---------------------|-------------------|------------------|---------------------|--------------|
| 011 450200 JURY FEES | 51,299.00 | 51,299.00 | 19,905.93 | 4,856.25 | 31,393.07 | 38.8 |
| 011 450400 BOARD BILLS - INMATE | 1,950,000.00 | 1,950,000.00 | 258,150.00 | 66,600.00 | 1,691,850.00 | 13.2 |
| 011 452100 COURT REPORTER FEES | 87,629.00 | 87,629.00 | 46,717.80 | 10,559.45 | 40,911.20 | 53.3 |
| 011 455000 SCAAP- JAIL | 65,000.00 | 65,000.00 | 58,788.00 | .00 | 6,212.00 | 90.4 |
| TOTAL Charges for Services | 2,153,928.00 | 2,153,928.00 | 383,561.73 | 82,015.70 | 1,770,366.27 | 17.8% |

46 Fines/Forfeitures

| | | | | | | |
|--------------------------|------------|------------|-----------|-----------|-----------|------|
| 011 460100 JP PRECINCT 1 | 133,195.00 | 133,195.00 | 53,445.01 | 14,659.52 | 79,749.99 | 40.1 |
|--------------------------|------------|------------|-----------|-----------|-----------|------|

REVENUE SUMMARIES REPORT
ACCOUNT SUMMARY FEBRUARY 2024

FOR 2024 05

| | ORIGINAL ESTIM REV | REVISED EST REV | ACTUAL YTD REVENUE | ACTUAL MTD REVENUE | REMAINING REVENUE | PCT COLL |
|----------------------------------|-----------------------|--------------------|-----------------------|-----------------------|----------------------|--------------|
| 011 460200 JP PRECINCT 2 | 42,234.00 | 42,234.00 | 19,730.29 | 4,138.88 | 22,503.71 | 46.7 |
| 011 460300 JP PRECINCT 3 | 35,779.00 | 35,779.00 | 15,531.64 | 4,587.69 | 20,247.36 | 43.4 |
| 011 460400 JP PRECINCT 4 | 102,710.00 | 102,710.00 | 36,729.82 | 12,759.56 | 65,980.18 | 35.8 |
| 011 460800 COUNTY COURT AT LAW 1 | 1,826.00 | 1,826.00 | 240.00 | 96.00 | 1,586.00 | 13.1 |
| 011 460900 COUNTY COURT AT LAW 2 | 1,135.00 | 1,135.00 | .00 | .00 | 1,135.00 | .0 |
| 011 461100 DISTRICT CLERK FINES | 12,483.00 | 12,483.00 | 2,917.74 | 400.48 | 9,565.26 | 23.4 |
| 011 461210 FORFEITURES | 120,842.00 | 120,842.00 | 42,466.16 | 1,662.50 | 78,375.84 | 35.1 |
| TOTAL Fines/Forfeitures | 450,204.00 | 450,204.00 | 171,060.66 | 38,304.63 | 279,143.34 | 38.0% |

47 Interest

| | | | | | | |
|----------------------------|---------------------|---------------------|--------------------|------------------|---------------------|---------------|
| 011 470000 INTEREST INCOME | 2,000,000.00 | 2,000,000.00 | -810,170.37 | 11,530.08 | 2,810,170.37 | -40.5 |
| TOTAL Interest | 2,000,000.00 | 2,000,000.00 | -810,170.37 | 11,530.08 | 2,810,170.37 | -40.5% |

48 Other Revenue

| | | | | | | |
|------------------------------------|---------------------|---------------------|-------------------|-------------------|---------------------|--------------|
| 011 480200 RENTALS-BUILDINGS | 494,772.00 | 494,772.00 | 190,672.13 | 37,947.97 | 304,099.87 | 38.5 |
| 011 480300 PARKING LOTS | 54,085.00 | 54,085.00 | 25,394.50 | 5,793.00 | 28,690.50 | 47.0 |
| 011 480510 DISPOSAL OF PROPERTY | 50,000.00 | 50,000.00 | 31,397.45 | .00 | 18,602.55 | 62.8 |
| 011 480600 INSURANCE REIMBURSEMENT | 50,000.00 | 50,000.00 | .00 | .00 | 50,000.00 | .0 |
| 011 480700 JURY REIMBURSEMENTS FRO | 57,297.00 | 57,297.00 | 37,116.00 | 37,116.00 | 20,181.00 | 64.8 |
| 011 481100 REIMBURSEMENTS-TELETYPE | 1,043.00 | 1,043.00 | 436.00 | 84.00 | 607.00 | 41.8 |
| 011 481300 REFUND - ATTORNEY FEES | 34,463.00 | 34,463.00 | 13,707.02 | 2,563.45 | 20,755.98 | 39.8 |
| 011 481500 OTHER REFUNDS/REIMBURSE | 50,000.00 | 50,000.00 | .00 | .00 | 50,000.00 | .0 |
| 011 481710 PAY PHONE COMMISSION | 854,791.00 | 854,791.00 | 231,513.04 | 112,652.96 | 623,277.96 | 27.1 |
| 011 482300 JURY DONATIONS FOR VETE | 19,216.00 | 19,216.00 | .00 | .00 | 19,216.00 | .0 |
| 011 482600 ELECTION REVENUES | 100.00 | 100.00 | 6.00 | 3.00 | 94.00 | 6.0 |
| 011 483000 INTEREST-LCAD | 21,863.00 | 21,863.00 | 3,565.97 | 2,840.15 | 18,297.03 | 16.3 |
| 011 484200 REIMB-INMATE TRANSPORTA | 17,084.00 | 17,084.00 | 3,540.50 | 1,034.50 | 13,543.50 | 20.7 |
| 011 489900 OTHER REVENUE | 500,000.00 | 500,000.00 | 60,163.08 | 2,880.22 | 439,836.92 | 12.0 |
| TOTAL Other Revenue | 2,204,714.00 | 2,204,714.00 | 597,511.69 | 202,915.25 | 1,607,202.31 | 27.1% |

80 Transfers

| | | | | | | |
|-----------------------------------|--------------|--------------|-----|-----|--------------|----|
| 011 840300 XFER FROM WORKERS COMP | 3,756,475.00 | 3,756,475.00 | .00 | .00 | 3,756,475.00 | .0 |
|-----------------------------------|--------------|--------------|-----|-----|--------------|----|

REVENUE SUMMARIES REPORT
ACCOUNT SUMMARY FEBRUARY 2024

FOR 2024 05

| | ORIGINAL ESTIM REV | REVISED EST REV | ACTUAL YTD REVENUE | ACTUAL MTD REVENUE | REMAINING REVENUE | PCT COLL |
|--------------------|-----------------------|--------------------|-----------------------|-----------------------|----------------------|-------------|
| TOTAL Transfers | 3,756,475.00 | 3,756,475.00 | .00 | .00 | 3,756,475.00 | .0% |
| TOTAL GENERAL FUND | 153,915,013.00 | 153,922,752.00 | 99,591,735.70 | 38,091,352.24 | 54,331,116.30 | 64.7% |
| TOTAL REVENUES | 153,915,013.00 | 153,922,752.00 | 99,591,735.70 | 38,091,352.24 | 54,331,116.30 | |

020 CONSOLIDATED ROAD AND BRIDGE

42 Intergovernmental

| | | | | | | |
|------------------------------------|------------|------------|-----------|-----|------------|-------|
| 020 420408 STATE-LATERAL ROADS | 52,500.00 | 52,500.00 | 47,993.46 | .00 | 4,506.54 | 91.4 |
| 020 420700 AUTOMOBILE REGISTRATION | 360,000.00 | 360,000.00 | .00 | .00 | 360,000.00 | .0 |
| TOTAL Intergovernmental | 412,500.00 | 412,500.00 | 47,993.46 | .00 | 364,506.54 | 11.6% |

45 Charges for Services

| | | | | | | |
|------------------------------------|--------------|--------------|------------|------------|--------------|-------|
| 020 451800 SUBDIVISION PLAT FEE | 13,000.00 | 13,000.00 | 900.00 | .00 | 12,100.00 | 6.9 |
| 020 452000 VEHICLE REG.- SPECIAL F | 2,650,950.00 | 2,650,950.00 | 997,760.00 | 213,290.00 | 1,653,190.00 | 37.6 |
| 020 452200 GROSS WEIGHT FEE | 147,000.00 | 147,000.00 | .00 | .00 | 147,000.00 | .0 |
| TOTAL Charges for Services | 2,810,950.00 | 2,810,950.00 | 998,660.00 | 213,290.00 | 1,812,290.00 | 35.5% |

47 Interest

| | | | | | | |
|----------------------------|------------|------------|-----------|-----|------------|-------|
| 020 470000 INTEREST INCOME | 200,000.00 | 200,000.00 | 33,183.14 | .00 | 166,816.86 | 16.6 |
| TOTAL Interest | 200,000.00 | 200,000.00 | 33,183.14 | .00 | 166,816.86 | 16.6% |

48 Other Revenue

| | | | | | | |
|---------------------------------|------------|------------|------------|-----------|-----------|-------|
| 020 480510 DISPOSAL OF PROPERTY | 498,000.00 | 498,000.00 | 407,460.00 | 90,000.00 | 90,540.00 | 81.8 |
| 020 489900 OTHER REVENUE | 10,000.00 | 10,000.00 | 1,037.90 | 51.30 | 8,962.10 | 10.4 |
| TOTAL Other Revenue | 508,000.00 | 508,000.00 | 408,497.90 | 90,051.30 | 99,502.10 | 80.4% |

73 Draws

REVENUE SUMMARIES REPORT
ACCOUNT SUMMARY FEBRUARY 2024

FOR 2024 05

| | ORIGINAL ESTIM REV | REVISED EST REV | ACTUAL YTD REVENUE | ACTUAL MTD REVENUE | REMAINING REVENUE | PCT COLL |
|--------------------------------------|-----------------------|--------------------|-----------------------|-----------------------|----------------------|-------------|
| 020 736100 DRAW FROM RESERVES | 3,600,000.00 | 3,600,000.00 | .00 | .00 | 3,600,000.00 | .0 |
| TOTAL Draws | 3,600,000.00 | 3,600,000.00 | .00 | .00 | 3,600,000.00 | .0% |
| 80 Transfers | | | | | | |
| 020 801100 XFER FROM GENERAL FUND | 6,230,325.00 | 6,230,325.00 | .00 | .00 | 6,230,325.00 | .0 |
| 020 803100 XFER FROM PREC. NO.1 PA | 58,484.00 | 58,484.00 | .00 | .00 | 58,484.00 | .0 |
| 020 803300 XFER FROM PCT 3 PARK | 58,484.00 | 58,484.00 | .00 | .00 | 58,484.00 | .0 |
| 020 803400 XFER FROM PCT 4 PARK | 58,484.00 | 58,484.00 | .00 | .00 | 58,484.00 | .0 |
| 020 810600 XFER FROM ARPA | 3,000,000.00 | 3,000,000.00 | .00 | .00 | 3,000,000.00 | .0 |
| TOTAL Transfers | 9,405,777.00 | 9,405,777.00 | .00 | .00 | 9,405,777.00 | .0% |
| TOTAL CONSOLIDATED ROAD AND BR | 16,937,227.00 | 16,937,227.00 | 1,488,334.50 | 303,341.30 | 15,448,892.50 | 8.8% |
| TOTAL REVENUES | 16,937,227.00 | 16,937,227.00 | 1,488,334.50 | 303,341.30 | 15,448,892.50 | |
| 031 PRECINCT 1 PARK | | | | | | |
| 40 Tax collections | | | | | | |
| 031 400100 CURRENT AD VALOREM TAXE | 150,088.00 | 150,088.00 | 140,583.29 | 54,382.42 | 9,504.71 | 93.7 |
| 031 400400 PEN & INT - CURRENT LEV | 615.00 | 615.00 | .51 | .51 | 614.49 | .1 |
| 031 400500 DELIQ TAXES - PRIOR YEA | 915.00 | 915.00 | 322.74 | 147.55 | 592.26 | 35.3 |
| 031 400600 PEN & INT - PRIOR YEARS | 465.00 | 465.00 | 229.05 | 65.61 | 235.95 | 49.3 |
| TOTAL Tax Collections | 152,083.00 | 152,083.00 | 141,135.59 | 54,596.09 | 10,947.41 | 92.8% |
| 47 Interest | | | | | | |
| 031 470000 INTEREST INCOME | 10,000.00 | 10,000.00 | 5,844.30 | .00 | 4,155.70 | 58.4 |
| TOTAL Interest | 10,000.00 | 10,000.00 | 5,844.30 | .00 | 4,155.70 | 58.4% |
| 48 Other Revenue | | | | | | |
| 031 481600 CONTRIBUTIONS | 8,000.00 | 8,000.00 | 4,600.00 | 400.00 | 3,400.00 | 57.5 |

REVENUE SUMMARIES REPORT
ACCOUNT SUMMARY FEBRUARY 2024

FOR 2024 05

| | ORIGINAL ESTIM REV | REVISED EST REV | ACTUAL YTD REVENUE | ACTUAL MTD REVENUE | REMAINING REVENUE | PCT COLL |
|------------------------------------|-----------------------|--------------------|-----------------------|-----------------------|----------------------|-------------|
| TOTAL Other Revenue | 8,000.00 | 8,000.00 | 4,600.00 | 400.00 | 3,400.00 | 57.5% |
| 73 Draws | | | | | | |
| 031 736100 DRAW FROM RESERVES | 75,000.00 | 75,000.00 | .00 | .00 | 75,000.00 | .0 |
| TOTAL Draws | 75,000.00 | 75,000.00 | .00 | .00 | 75,000.00 | .0% |
| TOTAL PRECINCT 1 PARK | 245,083.00 | 245,083.00 | 151,579.89 | 54,996.09 | 93,503.11 | 61.8% |
| TOTAL REVENUES | 245,083.00 | 245,083.00 | 151,579.89 | 54,996.09 | 93,503.11 | |
| 032 SLATON/ROOSEVELT PARK | | | | | | |
| 40 Tax collections | | | | | | |
| 032 400100 CURRENT AD VALOREM TAXE | 150,087.00 | 150,087.00 | 140,583.29 | 54,382.42 | 9,503.71 | 93.7 |
| 032 400400 PEN & INT - CURRENT LEV | 615.00 | 615.00 | .51 | .51 | 614.49 | .1 |
| 032 400500 DELIQ TAXES - PRIOR YEA | 915.00 | 915.00 | 322.74 | 147.55 | 592.26 | 35.3 |
| 032 400600 PEN & INT - PRIOR YEARS | 465.00 | 465.00 | 229.05 | 65.61 | 235.95 | 49.3 |
| TOTAL Tax Collections | 152,082.00 | 152,082.00 | 141,135.59 | 54,596.09 | 10,946.41 | 92.8% |
| 47 Interest | | | | | | |
| 032 470000 INTEREST INCOME | 500.00 | 500.00 | 1,027.62 | .00 | -527.62 | 205.5 |
| TOTAL Interest | 500.00 | 500.00 | 1,027.62 | .00 | -527.62 | 205.5% |
| 48 Other Revenue | | | | | | |
| 032 480500 DISPOSAL OF PROPERTY | .00 | .00 | 19.95 | .00 | -19.95 | 100.0 |
| 032 481600 CONTRIBUTIONS | 8,000.00 | 8,000.00 | 4,000.00 | 1,800.00 | 4,000.00 | 50.0 |
| TOTAL Other Revenue | 8,000.00 | 8,000.00 | 4,019.95 | 1,800.00 | 3,980.05 | 50.2% |

REVENUE SUMMARIES REPORT
ACCOUNT SUMMARY FEBRUARY 2024

FOR 2024 05

| | ORIGINAL ESTIM REV | REVISED EST REV | ACTUAL YTD REVENUE | ACTUAL MTD REVENUE | REMAINING REVENUE | PCT COLL |
|------------------------------------|-----------------------|--------------------|-----------------------|-----------------------|----------------------|-------------|
| TOTAL SLATON/ROOSEVELT PARK | 160,582.00 | 160,582.00 | 146,183.16 | 56,396.09 | 14,398.84 | 91.0% |
| TOTAL REVENUES | 160,582.00 | 160,582.00 | 146,183.16 | 56,396.09 | 14,398.84 | |
| 033 IDALOU/NEW DEAL PARK | | | | | | |
| 40 Tax Collections | | | | | | |
| 033 400100 CURRENT AD VALOREM TAXE | 150,087.00 | 150,087.00 | 140,583.29 | 54,382.42 | 9,503.71 | 93.7 |
| 033 400400 PEN & INT - CURRENT LEV | 615.00 | 615.00 | .51 | .51 | 614.49 | .1 |
| 033 400500 DELIQ TAXES - PRIOR YEA | 915.00 | 915.00 | 322.74 | 147.55 | 592.26 | 35.3 |
| 033 400600 PEN & INT - PRIOR YEARS | 465.00 | 465.00 | 229.05 | 65.61 | 235.95 | 49.3 |
| TOTAL Tax Collections | 152,082.00 | 152,082.00 | 141,135.59 | 54,596.09 | 10,946.41 | 92.8% |
| 47 Interest | | | | | | |
| 033 470000 INTEREST INCOME | 1,000.00 | 1,000.00 | 2,912.39 | .00 | -1,912.39 | 291.2 |
| TOTAL Interest | 1,000.00 | 1,000.00 | 2,912.39 | .00 | -1,912.39 | 291.2% |
| 48 Other Revenue | | | | | | |
| 033 481600 CONTRIBUTIONS | 6,033.00 | 6,033.00 | 2,000.00 | 400.00 | 4,033.00 | 33.2 |
| TOTAL Other Revenue | 6,033.00 | 6,033.00 | 2,000.00 | 400.00 | 4,033.00 | 33.2% |
| TOTAL IDALOU/NEW DEAL PARK | 159,115.00 | 159,115.00 | 146,047.98 | 54,996.09 | 13,067.02 | 91.8% |
| TOTAL REVENUES | 159,115.00 | 159,115.00 | 146,047.98 | 54,996.09 | 13,067.02 | |
| 034 SHALLOWATER PARK | | | | | | |
| 40 Tax Collections | | | | | | |
| 034 400100 CURRENT AD VALOREM TAXE | 150,087.00 | 150,087.00 | 140,583.29 | 54,382.42 | 9,503.71 | 93.7 |

REVENUE SUMMARIES REPORT
ACCOUNT SUMMARY FEBRUARY 2024

FOR 2024 05

| | ORIGINAL ESTIM REV | REVISED EST REV | ACTUAL YTD REVENUE | ACTUAL MTD REVENUE | REMAINING REVENUE | PCT COLL |
|-------------------------------------|-----------------------|--------------------|-----------------------|-----------------------|----------------------|-------------|
| 034 400400 PEN & INT - CURRENT LEV | 615.00 | 615.00 | .51 | .51 | 614.49 | .1 |
| 034 400500 DELIQU TAXES - PRIOR YEA | 915.00 | 915.00 | 322.74 | 147.55 | 592.26 | 35.3 |
| 034 400600 PEN & INT - PRIOR YEARS | 465.00 | 465.00 | 229.05 | 65.61 | 235.95 | 49.3 |
| TOTAL Tax Collections | 152,082.00 | 152,082.00 | 141,135.59 | 54,596.09 | 10,946.41 | 92.8% |
| 47 Interest | | | | | | |
| 034 470000 INTEREST INCOME | 5,000.00 | 5,000.00 | 3,802.24 | .00 | 1,197.76 | 76.0 |
| TOTAL Interest | 5,000.00 | 5,000.00 | 3,802.24 | .00 | 1,197.76 | 76.0% |
| 48 Other Revenue | | | | | | |
| 034 481600 CONTRIBUTIONS | 6,200.00 | 6,200.00 | 2,401.00 | .00 | 3,799.00 | 38.7 |
| TOTAL Other Revenue | 6,200.00 | 6,200.00 | 2,401.00 | .00 | 3,799.00 | 38.7% |
| 73 Draws | | | | | | |
| 034 736100 DRAW FROM RESERVES | 14,629.00 | 14,629.00 | .00 | .00 | 14,629.00 | .0 |
| TOTAL Draws | 14,629.00 | 14,629.00 | .00 | .00 | 14,629.00 | .0% |
| TOTAL SHALLOWATER PARK | 177,911.00 | 177,911.00 | 147,338.83 | 54,596.09 | 30,572.17 | 82.8% |
| TOTAL REVENUES | 177,911.00 | 177,911.00 | 147,338.83 | 54,596.09 | 30,572.17 | |
| 041 PERMANENT IMPROVEMENT | | | | | | |
| 40 Tax Collections | | | | | | |
| 041 400100 CURRENT AD VALOREM TAXE | 3,001,741.00 | 3,001,741.00 | 2,811,665.65 | 1,087,648.27 | 190,075.35 | 93.7 |
| 041 400400 PEN & INT - CURRENT LEV | 12,307.00 | 12,307.00 | 10.22 | 10.22 | 12,296.78 | .1 |
| 041 400500 DELIQU TAXES - PRIOR YEA | 18,311.00 | 18,311.00 | 6,454.48 | 2,950.85 | 11,856.52 | 35.2 |
| 041 400600 PEN & INT - PRIOR YEARS | 9,305.00 | 9,305.00 | 4,581.20 | 1,312.17 | 4,723.80 | 49.2 |

REVENUE SUMMARIES REPORT
ACCOUNT SUMMARY FEBRUARY 2024

FOR 2024 05

| | ORIGINAL ESTIM REV | REVISED EST REV | ACTUAL YTD REVENUE | ACTUAL MTD REVENUE | REMAINING REVENUE | PCT COLL |
|--|-----------------------|--------------------|-----------------------|-----------------------|----------------------|-------------|
| TOTAL Tax Collections | 3,041,664.00 | 3,041,664.00 | 2,822,711.55 | 1,091,921.51 | 218,952.45 | 92.8% |
| 47 Interest | | | | | | |
| 041 470000 INTEREST INCOME | 150,000.00 | 150,000.00 | 41,023.62 | .00 | 108,976.38 | 27.3 |
| TOTAL Interest | 150,000.00 | 150,000.00 | 41,023.62 | .00 | 108,976.38 | 27.3% |
| 48 Other Revenue | | | | | | |
| 041 483500 CRTS LEASE | 133,732.00 | 133,732.00 | 26,557.00 | 11,144.00 | 107,175.00 | 19.9 |
| TOTAL Other Revenue | 133,732.00 | 133,732.00 | 26,557.00 | 11,144.00 | 107,175.00 | 19.9% |
| 73 Draws | | | | | | |
| 041 736100 DRAW FROM RESERVES | 5,375,214.00 | 5,375,214.00 | .00 | .00 | 5,375,214.00 | .0 |
| TOTAL Draws | 5,375,214.00 | 5,375,214.00 | .00 | .00 | 5,375,214.00 | .0% |
| 80 Transfers | | | | | | |
| 041 801100 XFER FROM GENERAL FUND | .00 | 69,000.00 | .00 | .00 | 69,000.00 | .0 |
| 041 805100 XFER FROM LCJJC | 470,000.00 | 470,000.00 | .00 | .00 | 470,000.00 | .0 |
| TOTAL Transfers | 470,000.00 | 539,000.00 | .00 | .00 | 539,000.00 | .0% |
| TOTAL PERMANENT IMPROVEMENT | 9,170,610.00 | 9,239,610.00 | 2,890,292.17 | 1,103,065.51 | 6,349,317.83 | 31.3% |
| TOTAL REVENUES | 9,170,610.00 | 9,239,610.00 | 2,890,292.17 | 1,103,065.51 | 6,349,317.83 | |
| 043 LCETRZ NO1 TAX INCREMENT FUND | | | | | | |
| 47 Interest | | | | | | |
| 043 470000 INTEREST INCOME | .00 | .00 | 4,341.00 | .00 | -4,341.00 | 100.0 |

REVENUE SUMMARIES REPORT
ACCOUNT SUMMARY FEBRUARY 2024

FOR 2024 05

| | ORIGINAL ESTIM REV | REVISED EST REV | ACTUAL YTD REVENUE | ACTUAL MTD REVENUE | REMAINING REVENUE | PCT COLL |
|---|-----------------------|--------------------|-----------------------|-----------------------|----------------------|-------------|
| TOTAL Interest | .00 | .00 | 4,341.00 | .00 | -4,341.00 | 100.0% |
| 80 Transfers | | | | | | |
| 043 801100 XFER FROM GENERAL FUND | 191,000.00 | 191,000.00 | .00 | .00 | 191,000.00 | .0 |
| TOTAL Transfers | 191,000.00 | 191,000.00 | .00 | .00 | 191,000.00 | .0% |
| TOTAL LCETRZ NO1 TAX INCREMENT | 191,000.00 | 191,000.00 | 4,341.00 | .00 | 186,659.00 | 2.3% |
| TOTAL REVENUES | 191,000.00 | 191,000.00 | 4,341.00 | .00 | 186,659.00 | |
| 046 TJJD (P) JJAEP GRANT | | | | | | |
| 42 Intergovernmental | | | | | | |
| 046 420390 TJJD-P JJAEP GRANT REVE | 80,000.00 | 80,000.00 | 4,130.50 | 4,128.00 | 75,869.50 | 5.2 |
| TOTAL Intergovernmental | 80,000.00 | 80,000.00 | 4,130.50 | 4,128.00 | 75,869.50 | 5.2% |
| TOTAL TJJD (P) JJAEP GRANT | 80,000.00 | 80,000.00 | 4,130.50 | 4,128.00 | 75,869.50 | 5.2% |
| TOTAL REVENUES | 80,000.00 | 80,000.00 | 4,130.50 | 4,128.00 | 75,869.50 | |
| 047 TJJD TJJD DSA RISK & NEEDS ASS | | | | | | |
| 42 Intergovernmental | | | | | | |
| 047 420170 TJJD (R) GRANT REVENUE | 15,628.00 | 15,628.00 | 14,105.36 | .00 | 1,522.64 | 90.3 |
| TOTAL Intergovernmental | 15,628.00 | 15,628.00 | 14,105.36 | .00 | 1,522.64 | 90.3% |
| TOTAL TJJD TJJD DSA RISK & NEE | 15,628.00 | 15,628.00 | 14,105.36 | .00 | 1,522.64 | 90.3% |
| TOTAL REVENUES | 15,628.00 | 15,628.00 | 14,105.36 | .00 | 1,522.64 | |
| 048 TJJD DSA RESIDENTIAL PROJECTS | | | | | | |
| 42 Intergovernmental | | | | | | |

REVENUE SUMMARIES REPORT
ACCOUNT SUMMARY FEBRUARY 2024

FOR 2024 05

| | ORIGINAL ESTIM REV | REVISED EST REV | ACTUAL YTD REVENUE | ACTUAL MTD REVENUE | REMAINING REVENUE | PCT COLL |
|--|-----------------------|--------------------|-----------------------|-----------------------|----------------------|-------------|
| 048 427030 TJJD GRANT REVENUE | 127,520.00 | 127,520.00 | .00 | .00 | 127,520.00 | .0 |
| TOTAL Intergovernmental | 127,520.00 | 127,520.00 | .00 | .00 | 127,520.00 | .0% |
| TOTAL TJJD DSA RESIDENTIAL PRO | 127,520.00 | 127,520.00 | .00 | .00 | 127,520.00 | .0% |
| TOTAL REVENUES | 127,520.00 | 127,520.00 | .00 | .00 | 127,520.00 | |
| 049 TJJD DSA PREVENT/INTERVENTION | | | | | | |
| 42 Intergovernmental | | | | | | |
| 049 424900 TJPC-S GRANT REVENUE | .00 | 66,000.00 | 33,000.00 | 5,500.00 | 33,000.00 | 50.0 |
| TOTAL Intergovernmental | .00 | 66,000.00 | 33,000.00 | 5,500.00 | 33,000.00 | 50.0% |
| TOTAL TJJD DSA PREVENT/INTERVE | .00 | 66,000.00 | 33,000.00 | 5,500.00 | 33,000.00 | 50.0% |
| TOTAL REVENUES | .00 | 66,000.00 | 33,000.00 | 5,500.00 | 33,000.00 | |
| 050 JUVENILE STAR PROGRAM | | | | | | |
| 42 Intergovernmental | | | | | | |
| 050 424000 STAR PROGRAM-JUVENILE | 260,000.00 | 260,000.00 | 120,500.00 | .00 | 139,500.00 | 46.3 |
| TOTAL Intergovernmental | 260,000.00 | 260,000.00 | 120,500.00 | .00 | 139,500.00 | 46.3% |
| 48 Other Revenue | | | | | | |
| 050 489900 OTHER REVENUE | 1,895.00 | 1,895.00 | .00 | .00 | 1,895.00 | .0 |
| TOTAL Other Revenue | 1,895.00 | 1,895.00 | .00 | .00 | 1,895.00 | .0% |
| 80 Transfers | | | | | | |
| 050 805100 XFER FROM LCJJC | 119,605.00 | 119,605.00 | .00 | .00 | 119,605.00 | .0 |

REVENUE SUMMARIES REPORT
ACCOUNT SUMMARY FEBRUARY 2024

FOR 2024 05

| | ORIGINAL ESTIM REV | REVISED EST REV | ACTUAL YTD REVENUE | ACTUAL MTD REVENUE | REMAINING REVENUE | PCT COLL |
|------------------------------------|-----------------------|--------------------|-----------------------|-----------------------|----------------------|-------------|
| TOTAL Transfers | 119,605.00 | 119,605.00 | .00 | .00 | 119,605.00 | .0% |
| TOTAL JUVENILE STAR PROGRAM | 381,500.00 | 381,500.00 | 120,500.00 | .00 | 261,000.00 | 31.6% |
| TOTAL REVENUES | 381,500.00 | 381,500.00 | 120,500.00 | .00 | 261,000.00 | |
| 051 JUVENILE PROBATION | | | | | | |
| 45 Charges for Services | | | | | | |
| 051 451900 JUVENILE PROBATION FEES | 5,000.00 | 5,000.00 | 670.00 | 120.00 | 4,330.00 | 13.4 |
| TOTAL Charges for Services | 5,000.00 | 5,000.00 | 670.00 | 120.00 | 4,330.00 | 13.4% |
| 47 Interest | | | | | | |
| 051 470000 INTEREST INCOME | 10,000.00 | 10,000.00 | 75,004.75 | .00 | -65,004.75 | 750.0 |
| TOTAL Interest | 10,000.00 | 10,000.00 | 75,004.75 | .00 | -65,004.75 | 750.0% |
| 48 Other Revenue | | | | | | |
| 051 489900 OTHER REVENUE | 2,000.00 | 2,000.00 | 385.12 | 210.76 | 1,614.88 | 19.3 |
| TOTAL Other Revenue | 2,000.00 | 2,000.00 | 385.12 | 210.76 | 1,614.88 | 19.3% |
| 73 Draws | | | | | | |
| 051 736100 DRAW FROM RESERVES | 7,577,191.00 | 7,577,191.00 | .00 | .00 | 7,577,191.00 | .0 |
| TOTAL Draws | 7,577,191.00 | 7,577,191.00 | .00 | .00 | 7,577,191.00 | .0% |
| 80 Transfers | | | | | | |
| 051 801100 XFER FROM GENERAL FUND | 1,000,000.00 | 1,000,000.00 | 416,666.62 | 83,333.34 | 583,333.38 | 41.7 |

REVENUE SUMMARIES REPORT
ACCOUNT SUMMARY FEBRUARY 2024

FOR 2024 05

| | ORIGINAL ESTIM REV | REVISED EST REV | ACTUAL YTD REVENUE | ACTUAL MTD REVENUE | REMAINING REVENUE | PCT COLL |
|---|-----------------------|--------------------|-----------------------|-----------------------|----------------------|-------------|
| TOTAL Transfers | 1,000,000.00 | 1,000,000.00 | 416,666.62 | 83,333.34 | 583,333.38 | 41.7% |
| TOTAL JUVENILE PROBATION | 8,594,191.00 | 8,594,191.00 | 492,726.49 | 83,664.10 | 8,101,464.51 | 5.7% |
| TOTAL REVENUES | 8,594,191.00 | 8,594,191.00 | 492,726.49 | 83,664.10 | 8,101,464.51 | |
| 054 TJJD (A) JUV PROB COMM GRANT | | | | | | |
| 42 Intergovernmental | | | | | | |
| 054 421500 TJPC-A STATE AID | 2,191,159.00 | 2,191,159.00 | 1,170,445.41 | 182,597.00 | 1,020,713.59 | 53.4 |
| 054 427030 TJJD GRANT REVENUE | 363,190.00 | 363,190.00 | 363,189.99 | .00 | .01 | 100.0 |
| TOTAL Intergovernmental | 2,554,349.00 | 2,554,349.00 | 1,533,635.40 | 182,597.00 | 1,020,713.60 | 60.0% |
| 80 Transfers | | | | | | |
| 054 805100 XFER FROM LCJJC | 260,619.00 | 260,619.00 | .00 | .00 | 260,619.00 | .0 |
| TOTAL Transfers | 260,619.00 | 260,619.00 | .00 | .00 | 260,619.00 | .0% |
| TOTAL TJJD (A) JUV PROB COMM G | 2,814,968.00 | 2,814,968.00 | 1,533,635.40 | 182,597.00 | 1,281,332.60 | 54.5% |
| TOTAL REVENUES | 2,814,968.00 | 2,814,968.00 | 1,533,635.40 | 182,597.00 | 1,281,332.60 | |
| 055 JUVENILE DETENTION | | | | | | |
| 45 Charges for Services | | | | | | |
| 055 451300 CONTRACTSERV-OTHER COUN | 755,305.00 | 755,305.00 | 308,380.00 | .00 | 446,925.00 | 40.8 |
| TOTAL Charges for Services | 755,305.00 | 755,305.00 | 308,380.00 | .00 | 446,925.00 | 40.8% |
| 80 Transfers | | | | | | |
| 055 805100 XFER FROM LCJJC | 4,777,391.00 | 4,777,391.00 | .00 | .00 | 4,777,391.00 | .0 |

REVENUE SUMMARIES REPORT
ACCOUNT SUMMARY FEBRUARY 2024

FOR 2024 05

| | ORIGINAL ESTIM REV | REVISED EST REV | ACTUAL YTD REVENUE | ACTUAL MTD REVENUE | REMAINING REVENUE | PCT COLL |
|------------------------------------|-----------------------|--------------------|-----------------------|-----------------------|----------------------|-------------|
| TOTAL Transfers | 4,777,391.00 | 4,777,391.00 | .00 | .00 | 4,777,391.00 | .0% |
| TOTAL JUVENILE DETENTION | 5,532,696.00 | 5,532,696.00 | 308,380.00 | .00 | 5,224,316.00 | 5.6% |
| TOTAL REVENUES | 5,532,696.00 | 5,532,696.00 | 308,380.00 | .00 | 5,224,316.00 | |
| 057 JUVENILE FOOD SERVICE | | | | | | |
| 42 Intergovernmental | | | | | | |
| 057 420100 GRANT REVENUE | .00 | 6,447.00 | 6,466.40 | 6,466.40 | -19.40 | 100.3 |
| 057 426600 DHS SCHOOL MEAL PROGRAM | 150,000.00 | 150,000.00 | 57,693.15 | .00 | 92,306.85 | 38.5 |
| 057 426700 DHS COMMODITIES PROGRAM | 7,449.00 | 7,449.00 | .00 | .00 | 7,449.00 | .0 |
| TOTAL Intergovernmental | 157,449.00 | 163,896.00 | 64,159.55 | 6,466.40 | 99,736.45 | 39.1% |
| 48 Other Revenue | | | | | | |
| 057 489900 OTHER REVENUE | 6,405.00 | 6,405.00 | 287.24 | .00 | 6,117.76 | 4.5 |
| TOTAL Other Revenue | 6,405.00 | 6,405.00 | 287.24 | .00 | 6,117.76 | 4.5% |
| 80 Transfers | | | | | | |
| 057 805100 XFER FROM LCJJC | 255,242.00 | 255,242.00 | .00 | .00 | 255,242.00 | .0 |
| TOTAL Transfers | 255,242.00 | 255,242.00 | .00 | .00 | 255,242.00 | .0% |
| TOTAL JUVENILE FOOD SERVICE | 419,096.00 | 425,543.00 | 64,446.79 | 6,466.40 | 361,096.21 | 15.1% |
| TOTAL REVENUES | 419,096.00 | 425,543.00 | 64,446.79 | 6,466.40 | 361,096.21 | |
| 067 CJD DWI COURT GRANT | | | | | | |
| 42 Intergovernmental | | | | | | |
| 067 420100 GRANT REVENUE | 50,796.00 | 50,796.00 | 8,107.15 | .00 | 42,688.85 | 16.0 |

REVENUE SUMMARIES REPORT
ACCOUNT SUMMARY FEBRUARY 2024

FOR 2024 05

| | ORIGINAL ESTIM REV | REVISED EST REV | ACTUAL YTD REVENUE | ACTUAL MTD REVENUE | REMAINING REVENUE | PCT COLL |
|---|-----------------------|--------------------|-----------------------|-----------------------|----------------------|-------------|
| TOTAL Intergovernmental | 50,796.00 | 50,796.00 | 8,107.15 | .00 | 42,688.85 | 16.0% |
| TOTAL CJD DWI COURT GRANT | 50,796.00 | 50,796.00 | 8,107.15 | .00 | 42,688.85 | 16.0% |
| TOTAL REVENUES | 50,796.00 | 50,796.00 | 8,107.15 | .00 | 42,688.85 | |
| 070 ON LINE ACCESS | | | | | | |
| 47 Interest | | | | | | |
| 070 470000 INTEREST INCOME | 7,000.00 | 7,000.00 | 3,342.67 | .00 | 3,657.33 | 47.8 |
| TOTAL Interest | 7,000.00 | 7,000.00 | 3,342.67 | .00 | 3,657.33 | 47.8% |
| 73 Draws | | | | | | |
| 070 736100 DRAW FROM RESERVES | 178,000.00 | 178,000.00 | .00 | .00 | 178,000.00 | .0 |
| TOTAL Draws | 178,000.00 | 178,000.00 | .00 | .00 | 178,000.00 | .0% |
| TOTAL ON LINE ACCESS | 185,000.00 | 185,000.00 | 3,342.67 | .00 | 181,657.33 | 1.8% |
| TOTAL REVENUES | 185,000.00 | 185,000.00 | 3,342.67 | .00 | 181,657.33 | |
| 072 CJD DRUG COURT GRANT | | | | | | |
| 42 Intergovernmental | | | | | | |
| 072 420100 GRANT REVENUE | 50,796.00 | 50,796.00 | 5,325.71 | .00 | 45,470.29 | 10.5 |
| TOTAL Intergovernmental | 50,796.00 | 50,796.00 | 5,325.71 | .00 | 45,470.29 | 10.5% |
| TOTAL CJD DRUG COURT GRANT | 50,796.00 | 50,796.00 | 5,325.71 | .00 | 45,470.29 | 10.5% |
| TOTAL REVENUES | 50,796.00 | 50,796.00 | 5,325.71 | .00 | 45,470.29 | |
| 074 COUNTY DRUG COURT COURT COST | | | | | | |
| 43 Fees | | | | | | |

REVENUE SUMMARIES REPORT
ACCOUNT SUMMARY FEBRUARY 2024

FOR 2024 05

| | ORIGINAL ESTIM REV | REVISED EST REV | ACTUAL YTD REVENUE | ACTUAL MTD REVENUE | REMAINING REVENUE | PCT COLL |
|-----------------------------------|--------------------|-----------------|--------------------|--------------------|-------------------|----------|
| 074 437000 DRUG COURT FEE | 4,000.00 | 4,000.00 | 251.83 | .00 | 3,748.17 | 6.3 |
| 074 437200 COUNTY SPECIALTY COURT | 20,000.00 | 20,000.00 | 10,657.17 | 2,355.77 | 9,342.83 | 53.3 |
| TOTAL Fees | 24,000.00 | 24,000.00 | 10,909.00 | 2,355.77 | 13,091.00 | 45.5% |
| 47 Interest | | | | | | |
| 074 470000 INTEREST INCOME | 9,000.00 | 9,000.00 | 3,099.74 | .00 | 5,900.26 | 34.4 |
| TOTAL Interest | 9,000.00 | 9,000.00 | 3,099.74 | .00 | 5,900.26 | 34.4% |
| TOTAL COUNTY DRUG COURT COURT | 33,000.00 | 33,000.00 | 14,008.74 | 2,355.77 | 18,991.26 | 42.5% |
| TOTAL REVENUES | 33,000.00 | 33,000.00 | 14,008.74 | 2,355.77 | 18,991.26 | |

075 DISPUTE RESOLUTION

43 Fees

| | | | | | | |
|-------------------------------|------------|------------|------------|-----------|------------|-------|
| 075 438000 ADR FEES | 295,000.00 | 295,000.00 | 105,731.78 | 23,170.29 | 189,268.22 | 35.8 |
| 075 438100 ADMIN FEES | 41,000.00 | 41,000.00 | 9,062.50 | 475.00 | 31,937.50 | 22.1 |
| 075 438210 MEDIATION FEES | 56,000.00 | 56,000.00 | 16,300.32 | 102.08 | 39,699.68 | 29.1 |
| 075 438400 TRAINING FEES | 23,125.00 | 23,125.00 | 5,000.00 | 525.00 | 18,125.00 | 21.6 |
| 075 438500 ADR FEE OTH COUNTY | 1,000.00 | 1,000.00 | 429.90 | 144.90 | 570.10 | 43.0 |
| 075 438600 CLIENT SERVICES | 4,500.00 | 4,500.00 | .00 | .00 | 4,500.00 | .0 |
| TOTAL Fees | 420,625.00 | 420,625.00 | 136,524.50 | 24,417.27 | 284,100.50 | 32.5% |

47 Interest

| | | | | | | |
|----------------------------|------------|------------|------------|-----------|------------|-------|
| 075 470000 INTEREST INCOME | 1,000.00 | 1,000.00 | 505.90 | .00 | 494.10 | 50.6 |
| TOTAL Interest | 1,000.00 | 1,000.00 | 505.90 | .00 | 494.10 | 50.6% |
| TOTAL DISPUTE RESOLUTION | 421,625.00 | 421,625.00 | 137,030.40 | 24,417.27 | 284,594.60 | 32.5% |
| TOTAL REVENUES | 421,625.00 | 421,625.00 | 137,030.40 | 24,417.27 | 284,594.60 | |

076 USDA AG MEDIATION GRANT

42 Intergovernmental

REVENUE SUMMARIES REPORT
ACCOUNT SUMMARY FEBRUARY 2024

FOR 2024 05

| | ORIGINAL ESTIM REV | REVISED EST REV | ACTUAL YTD REVENUE | ACTUAL MTD REVENUE | REMAINING REVENUE | PCT COLL |
|--------------------------------------|-----------------------|--------------------|-----------------------|-----------------------|----------------------|-------------|
| 076 422010 FSA-USDA GRANT REVENUE | 300,000.00 | 300,000.00 | 38,646.30 | .00 | 261,353.70 | 12.9 |
| TOTAL Intergovernmental | 300,000.00 | 300,000.00 | 38,646.30 | .00 | 261,353.70 | 12.9% |
| 43 Fees | | | | | | |
| 076 438220 PROGRAM INCOME | 1,500.00 | 1,500.00 | .00 | .00 | 1,500.00 | .0 |
| TOTAL Fees | 1,500.00 | 1,500.00 | .00 | .00 | 1,500.00 | .0% |
| 48 Other Revenue | | | | | | |
| 076 480000 IN-KIND REVENUE | 118,500.00 | 118,500.00 | .00 | .00 | 118,500.00 | .0 |
| 076 489900 OTHER REVENUE | .00 | .00 | 2,340.00 | .00 | -2,340.00 | 100.0 |
| TOTAL Other Revenue | 118,500.00 | 118,500.00 | 2,340.00 | .00 | 116,160.00 | 2.0% |
| 80 Transfers | | | | | | |
| 076 807500 XFER FROM DISPUTE RESOL | .00 | .00 | 14,222.70 | .00 | -14,222.70 | 100.0 |
| TOTAL Transfers | .00 | .00 | 14,222.70 | .00 | -14,222.70 | 100.0% |
| TOTAL USDA AG MEDIATION GRANT | 420,000.00 | 420,000.00 | 55,209.00 | .00 | 364,791.00 | 13.1% |
| TOTAL REVENUES | 420,000.00 | 420,000.00 | 55,209.00 | .00 | 364,791.00 | |
| 077 DOMESTIC RELATIONS OFFICE | | | | | | |
| 42 Intergovernmental | | | | | | |
| 077 420100 GRANT REVENUE | .00 | 7,625.00 | 7,625.00 | .00 | .00 | 100.0 |
| TOTAL Intergovernmental | .00 | 7,625.00 | 7,625.00 | .00 | .00 | 100.0% |
| 43 Fees | | | | | | |

REVENUE SUMMARIES REPORT
ACCOUNT SUMMARY FEBRUARY 2024

FOR 2024 05

| | ORIGINAL ESTIM REV | REVISED EST REV | ACTUAL YTD REVENUE | ACTUAL MTD REVENUE | REMAINING REVENUE | PCT COLL |
|---|-----------------------|---------------------|-----------------------|-----------------------|----------------------|---------------|
| 077 438010 DRO FEES LUBBOCK COUNTY | 16,080.00 | 16,080.00 | 5,820.93 | 1,397.15 | 10,259.07 | 36.2 |
| 077 438200 SERVICE FEES | 52,800.00 | 52,800.00 | 9,572.25 | 618.75 | 43,227.75 | 18.1 |
| 077 438510 SUPERVISED VISITATION | 21,600.00 | 21,600.00 | 7,755.00 | 240.00 | 13,845.00 | 35.9 |
| 077 438700 COMMUNITY SUPERVISION | 60,000.00 | 60,000.00 | 26,540.69 | .00 | 33,459.31 | 44.2 |
| TOTAL Fees | 150,480.00 | 150,480.00 | 49,688.87 | 2,255.90 | 100,791.13 | 33.0% |
| 47 Interest | | | | | | |
| 077 470000 INTEREST INCOME | .00 | .00 | 250.77 | .00 | -250.77 | 100.0 |
| TOTAL Interest | .00 | .00 | 250.77 | .00 | -250.77 | 100.0% |
| 73 Draws | | | | | | |
| 077 736100 DRAW FROM RESERVES | 28,665.00 | 28,665.00 | .00 | .00 | 28,665.00 | .0 |
| TOTAL Draws | 28,665.00 | 28,665.00 | .00 | .00 | 28,665.00 | .0% |
| TOTAL DOMESTIC RELATIONS OFFIC | 179,145.00 | 186,770.00 | 57,564.64 | 2,255.90 | 129,205.36 | 30.8% |
| TOTAL REVENUES | 179,145.00 | 186,770.00 | 57,564.64 | 2,255.90 | 129,205.36 | |
| 079 VENUE HOT & STVR TAX | | | | | | |
| 40 Tax Collections | | | | | | |
| 079 401200 HOT TAX | 2,400,000.00 | 2,400,000.00 | 707,630.12 | 116,418.43 | 1,692,369.88 | 29.5 |
| 079 401400 HOT TAX PENALTY & INTER | 6,000.00 | 6,000.00 | 599.38 | .00 | 5,400.62 | 10.0 |
| 079 401600 SHORT TERM VEHICLE RENT | 800,000.00 | 800,000.00 | 291,206.97 | 61,176.71 | 508,793.03 | 36.4 |
| 079 401700 STVR PENALTY AND INTERE | 50.00 | 50.00 | 39.38 | 39.38 | 10.62 | 78.8 |
| TOTAL Tax Collections | 3,206,050.00 | 3,206,050.00 | 999,475.85 | 177,634.52 | 2,206,574.15 | 31.2% |
| 47 Interest | | | | | | |
| 079 470000 INTEREST INCOME | 300,000.00 | 300,000.00 | 213,561.18 | 43,359.20 | 86,438.82 | 71.2 |

REVENUE SUMMARIES REPORT
ACCOUNT SUMMARY FEBRUARY 2024

FOR 2024 05

| | ORIGINAL ESTIM REV | REVISED EST REV | ACTUAL YTD REVENUE | ACTUAL MTD REVENUE | REMAINING REVENUE | PCT COLL |
|------------------------------------|-----------------------|--------------------|-----------------------|-----------------------|----------------------|-------------|
| TOTAL Interest | 300,000.00 | 300,000.00 | 213,561.18 | 43,359.20 | 86,438.82 | 71.2% |
| 48 Other Revenue | | | | | | |
| 079 489900 OTHER REVENUE | 20,000.00 | 20,000.00 | 762.30 | .00 | 19,237.70 | 3.8 |
| TOTAL Other Revenue | 20,000.00 | 20,000.00 | 762.30 | .00 | 19,237.70 | 3.8% |
| 80 Transfers | | | | | | |
| 079 820800 XFER FROM SPECIAL TAX R | 35,000.00 | 35,000.00 | .00 | .00 | 35,000.00 | .0 |
| TOTAL Transfers | 35,000.00 | 35,000.00 | .00 | .00 | 35,000.00 | .0% |
| TOTAL VENUE HOT & STVR TAX | 3,561,050.00 | 3,561,050.00 | 1,213,799.33 | 220,993.72 | 2,347,250.67 | 34.1% |
| TOTAL REVENUES | 3,561,050.00 | 3,561,050.00 | 1,213,799.33 | 220,993.72 | 2,347,250.67 | |
| 081 LAW LIBRARY | | | | | | |
| 45 Charges for Services | | | | | | |
| 081 450900 COUNTY CLERK | 67,500.00 | 67,500.00 | 26,425.00 | 5,320.00 | 41,075.00 | 39.1 |
| 081 451000 DISTRICT CLERK | 104,700.00 | 104,700.00 | 37,832.07 | 9,249.22 | 66,867.93 | 36.1 |
| TOTAL Charges for Services | 172,200.00 | 172,200.00 | 64,257.07 | 14,569.22 | 107,942.93 | 37.3% |
| 47 Interest | | | | | | |
| 081 470000 INTEREST INCOME | 75.00 | 75.00 | -31.56 | .00 | 106.56 | -42.1 |
| TOTAL Interest | 75.00 | 75.00 | -31.56 | .00 | 106.56 | -42.1% |
| 48 Other Revenue | | | | | | |
| 081 484601 COPIES-NETWORK PRINTER | 100.00 | 100.00 | 24.00 | 1.60 | 76.00 | 24.0 |

REVENUE SUMMARIES REPORT
ACCOUNT SUMMARY FEBRUARY 2024

FOR 2024 05

| | ORIGINAL ESTIM REV | REVISED EST REV | ACTUAL YTD REVENUE | ACTUAL MTD REVENUE | REMAINING REVENUE | PCT COLL |
|------------------------------------|-----------------------|--------------------|-----------------------|-----------------------|----------------------|-------------|
| 081 489900 OTHER REVENUE | 175.00 | 175.00 | .00 | .00 | 175.00 | .0 |
| TOTAL Other Revenue | 275.00 | 275.00 | 24.00 | 1.60 | 251.00 | 8.7% |
| 80 Transfers | | | | | | |
| 081 801100 XFER FROM GENERAL FUND | 27,946.00 | 27,946.00 | .00 | .00 | 27,946.00 | .0 |
| TOTAL Transfers | 27,946.00 | 27,946.00 | .00 | .00 | 27,946.00 | .0% |
| TOTAL LAW LIBRARY | 200,496.00 | 200,496.00 | 64,249.51 | 14,570.82 | 136,246.49 | 32.0% |
| TOTAL REVENUES | 200,496.00 | 200,496.00 | 64,249.51 | 14,570.82 | 136,246.49 | |
| 083 ELECTION SERVICES | | | | | | |
| 45 Charges for Services | | | | | | |
| 083 453000 ELECTION SERVICES CONTR | 1,067,774.00 | 1,067,774.00 | .00 | .00 | 1,067,774.00 | .0 |
| TOTAL Charges for Services | 1,067,774.00 | 1,067,774.00 | .00 | .00 | 1,067,774.00 | .0% |
| TOTAL ELECTION SERVICES | 1,067,774.00 | 1,067,774.00 | .00 | .00 | 1,067,774.00 | .0% |
| TOTAL REVENUES | 1,067,774.00 | 1,067,774.00 | .00 | .00 | 1,067,774.00 | |
| 085 ELECTION ADMINISTRATION | | | | | | |
| 45 Charges for Services | | | | | | |
| 085 453000 ELECTION SERVICES CONTR | 35,300.00 | 35,300.00 | .00 | .00 | 35,300.00 | .0 |
| TOTAL Charges for Services | 35,300.00 | 35,300.00 | .00 | .00 | 35,300.00 | .0% |
| 47 Interest | | | | | | |
| 085 470000 INTEREST INCOME | 7,000.00 | 7,000.00 | 3,012.32 | .00 | 3,987.68 | 43.0 |

REVENUE SUMMARIES REPORT
ACCOUNT SUMMARY FEBRUARY 2024

FOR 2024 05

| | ORIGINAL ESTIM REV | REVISED EST REV | ACTUAL YTD REVENUE | ACTUAL MTD REVENUE | REMAINING REVENUE | PCT COLL |
|---|-----------------------|--------------------|-----------------------|-----------------------|----------------------|-------------|
| TOTAL Interest | 7,000.00 | 7,000.00 | 3,012.32 | .00 | 3,987.68 | 43.0% |
| TOTAL ELECTION ADMINISTRATION | 42,300.00 | 42,300.00 | 3,012.32 | .00 | 39,287.68 | 7.1% |
| TOTAL REVENUES | 42,300.00 | 42,300.00 | 3,012.32 | .00 | 39,287.68 | |
| 086 ELECTION EQUIPMENT | | | | | | |
| 45 Charges for Services | | | | | | |
| 086 453000 ELECTION SERVICES CONTR | 106,000.00 | 106,000.00 | .00 | .00 | 106,000.00 | .0 |
| TOTAL Charges for Services | 106,000.00 | 106,000.00 | .00 | .00 | 106,000.00 | .0% |
| 47 Interest | | | | | | |
| 086 470000 INTEREST INCOME | 5,000.00 | 5,000.00 | 5,676.33 | .00 | -676.33 | 113.5 |
| TOTAL Interest | 5,000.00 | 5,000.00 | 5,676.33 | .00 | -676.33 | 113.5% |
| TOTAL ELECTION EQUIPMENT | 111,000.00 | 111,000.00 | 5,676.33 | .00 | 105,323.67 | 5.1% |
| TOTAL REVENUES | 111,000.00 | 111,000.00 | 5,676.33 | .00 | 105,323.67 | |
| 090 DIST CLK RECORDS MGT. AND PRES | | | | | | |
| 43 Fees | | | | | | |
| 090 431200 DISTRICT CLERK RECORDS | 550.00 | 550.00 | 120.52 | 28.58 | 429.48 | 21.9 |
| TOTAL Fees | 550.00 | 550.00 | 120.52 | 28.58 | 429.48 | 21.9% |
| 47 Interest | | | | | | |
| 090 470000 INTEREST INCOME | 1,600.00 | 1,600.00 | 394.37 | .00 | 1,205.63 | 24.6 |

REVENUE SUMMARIES REPORT
ACCOUNT SUMMARY FEBRUARY 2024

FOR 2024 05

| | ORIGINAL ESTIM REV | REVISED EST REV | ACTUAL YTD REVENUE | ACTUAL MTD REVENUE | REMAINING REVENUE | PCT COLL |
|--|-----------------------|--------------------|-----------------------|-----------------------|----------------------|-------------|
| TOTAL Interest | 1,600.00 | 1,600.00 | 394.37 | .00 | 1,205.63 | 24.6% |
| 73 Draws | | | | | | |
| 090 736100 DRAW FROM RESERVES | 21,960.00 | 21,960.00 | .00 | .00 | 21,960.00 | .0 |
| TOTAL Draws | 21,960.00 | 21,960.00 | .00 | .00 | 21,960.00 | .0% |
| TOTAL DIST CLK RECORDS MGT. AN | 24,110.00 | 24,110.00 | 514.89 | 28.58 | 23,595.11 | 2.1% |
| TOTAL REVENUES | 24,110.00 | 24,110.00 | 514.89 | 28.58 | 23,595.11 | |
| 091 CTY CLK RECORDS MGT. AND PRES | | | | | | |
| 43 Fees | | | | | | |
| 091 431200 COUNTY CLERK RECORDS MG | 553,500.00 | 553,500.00 | 181,274.64 | 35,954.43 | 372,225.36 | 32.8 |
| TOTAL Fees | 553,500.00 | 553,500.00 | 181,274.64 | 35,954.43 | 372,225.36 | 32.8% |
| 47 Interest | | | | | | |
| 091 470000 INTEREST INCOME | 171,000.00 | 171,000.00 | 58,215.38 | .00 | 112,784.62 | 34.0 |
| TOTAL Interest | 171,000.00 | 171,000.00 | 58,215.38 | .00 | 112,784.62 | 34.0% |
| TOTAL CTY CLK RECORDS MGT. AND | 724,500.00 | 724,500.00 | 239,490.02 | 35,954.43 | 485,009.98 | 33.1% |
| TOTAL REVENUES | 724,500.00 | 724,500.00 | 239,490.02 | 35,954.43 | 485,009.98 | |
| 092 CTY RECORDS MGT. AND PRES | | | | | | |
| 43 Fees | | | | | | |
| 092 431400 COUNTY RECORDS MGT. & P | 83,715.00 | 83,715.00 | 68,788.25 | 15,709.45 | 14,926.75 | 82.2 |

REVENUE SUMMARIES REPORT
ACCOUNT SUMMARY FEBRUARY 2024

FOR 2024 05

| | ORIGINAL ESTIM REV | REVISED EST REV | ACTUAL YTD REVENUE | ACTUAL MTD REVENUE | REMAINING REVENUE | PCT COLL |
|--------------------------------------|-----------------------|--------------------|-----------------------|-----------------------|----------------------|-------------|
| TOTAL Fees | 83,715.00 | 83,715.00 | 68,788.25 | 15,709.45 | 14,926.75 | 82.2% |
| 47 Interest | | | | | | |
| 092 470000 INTEREST INCOME | 6,000.00 | 6,000.00 | 5,553.04 | .00 | 446.96 | 92.6 |
| TOTAL Interest | 6,000.00 | 6,000.00 | 5,553.04 | .00 | 446.96 | 92.6% |
| TOTAL CTY RECORDS MGT. AND PRE | 89,715.00 | 89,715.00 | 74,341.29 | 15,709.45 | 15,373.71 | 82.9% |
| TOTAL REVENUES | 89,715.00 | 89,715.00 | 74,341.29 | 15,709.45 | 15,373.71 | |
| 093 COURTHOUSE SECURITY | | | | | | |
| 43 Fees | | | | | | |
| 093 431510 COURTHOUSE SECURITY FEE | 137,607.00 | 137,607.00 | 59,660.13 | 11,033.79 | 77,946.87 | 43.4 |
| TOTAL Fees | 137,607.00 | 137,607.00 | 59,660.13 | 11,033.79 | 77,946.87 | 43.4% |
| 47 Interest | | | | | | |
| 093 470000 INTEREST INCOME | 3,000.00 | 3,000.00 | 1,857.22 | .00 | 1,142.78 | 61.9 |
| TOTAL Interest | 3,000.00 | 3,000.00 | 1,857.22 | .00 | 1,142.78 | 61.9% |
| TOTAL COURTHOUSE SECURITY | 140,607.00 | 140,607.00 | 61,517.35 | 11,033.79 | 79,089.65 | 43.8% |
| TOTAL REVENUES | 140,607.00 | 140,607.00 | 61,517.35 | 11,033.79 | 79,089.65 | |
| 094 COURT RECORD PRESERVATION | | | | | | |
| 43 Fees | | | | | | |
| 094 430500 COUNTY CLERK COURT RECO | 100.00 | 100.00 | .00 | .00 | 100.00 | .0 |

REVENUE SUMMARIES REPORT
ACCOUNT SUMMARY FEBRUARY 2024

FOR 2024 05

| | ORIGINAL ESTIM REV | REVISED EST REV | ACTUAL YTD REVENUE | ACTUAL MTD REVENUE | REMAINING REVENUE | PCT COLL |
|---|--------------------|-----------------|--------------------|--------------------|-------------------|----------|
| 094 432600 DISTRICT CLERK COURT RE | 200.00 | 200.00 | 59.66 | 6.48 | 140.34 | 29.8 |
| TOTAL Fees | 300.00 | 300.00 | 59.66 | 6.48 | 240.34 | 19.9% |
| 47 Interest | | | | | | |
| 094 470000 INTEREST INCOME | 9,000.00 | 9,000.00 | 2,782.75 | .00 | 6,217.25 | 30.9 |
| TOTAL Interest | 9,000.00 | 9,000.00 | 2,782.75 | .00 | 6,217.25 | 30.9% |
| 73 Draws | | | | | | |
| 094 736100 DRAW FROM RESERVES | 46,200.00 | 46,200.00 | .00 | .00 | 46,200.00 | .0 |
| TOTAL Draws | 46,200.00 | 46,200.00 | .00 | .00 | 46,200.00 | .0% |
| TOTAL COURT RECORD PRESERVATIO | 55,500.00 | 55,500.00 | 2,842.41 | 6.48 | 52,657.59 | 5.1% |
| TOTAL REVENUES | 55,500.00 | 55,500.00 | 2,842.41 | 6.48 | 52,657.59 | |
| 095 LOCAL TRUANCY PREVENT & DIVERS | | | | | | |
| 43 Fees | | | | | | |
| 095 435500 TRUANCY PREVENTION | 14,338.00 | 14,338.00 | 5,942.12 | 1,508.89 | 8,395.88 | 41.4 |
| TOTAL Fees | 14,338.00 | 14,338.00 | 5,942.12 | 1,508.89 | 8,395.88 | 41.4% |
| 47 Interest | | | | | | |
| 095 470000 INTEREST INCOME | 1,160.00 | 1,160.00 | 554.73 | .00 | 605.27 | 47.8 |
| TOTAL Interest | 1,160.00 | 1,160.00 | 554.73 | .00 | 605.27 | 47.8% |
| TOTAL LOCAL TRUANCY PREVENT & | 15,498.00 | 15,498.00 | 6,496.85 | 1,508.89 | 9,001.15 | 41.9% |
| TOTAL REVENUES | 15,498.00 | 15,498.00 | 6,496.85 | 1,508.89 | 9,001.15 | |
| 096 HISTORICAL COMMISSION | | | | | | |

REVENUE SUMMARIES REPORT
ACCOUNT SUMMARY FEBRUARY 2024

FOR 2024 05

| | ORIGINAL ESTIM REV | REVISED EST REV | ACTUAL YTD REVENUE | ACTUAL MTD REVENUE | REMAINING REVENUE | PCT COLL |
|--------------------------------------|-----------------------|--------------------|-----------------------|-----------------------|----------------------|-------------|
| 47 Interest | | | | | | |
| 096 470000 INTEREST INCOME | 500.00 | 500.00 | 111.06 | .00 | 388.94 | 22.2 |
| 096 472000 ROYALTIES & DONATIONS | 500.00 | 500.00 | .00 | .00 | 500.00 | .0 |
| TOTAL Interest | 1,000.00 | 1,000.00 | 111.06 | .00 | 888.94 | 11.1% |
| 80 Transfers | | | | | | |
| 096 801100 XFER FROM GENERAL FUND | 6,200.00 | 6,200.00 | .00 | .00 | 6,200.00 | .0 |
| TOTAL Transfers | 6,200.00 | 6,200.00 | .00 | .00 | 6,200.00 | .0% |
| TOTAL HISTORICAL COMMISSION | 7,200.00 | 7,200.00 | 111.06 | .00 | 7,088.94 | 1.5% |
| TOTAL REVENUES | 7,200.00 | 7,200.00 | 111.06 | .00 | 7,088.94 | |
| 097 CHILD ABUSE PREVENTION | | | | | | |
| 43 Fees | | | | | | |
| 097 430100 CO CHILD ABUSE PREVENTI | 200.00 | 200.00 | 458.64 | 349.57 | -258.64 | 229.3 |
| TOTAL Fees | 200.00 | 200.00 | 458.64 | 349.57 | -258.64 | 229.3% |
| 47 Interest | | | | | | |
| 097 470000 INTEREST INCOME | 153.00 | 153.00 | 37.57 | .00 | 115.43 | 24.6 |
| TOTAL Interest | 153.00 | 153.00 | 37.57 | .00 | 115.43 | 24.6% |
| TOTAL CHILD ABUSE PREVENTION | 353.00 | 353.00 | 496.21 | 349.57 | -143.21 | 140.6% |
| TOTAL REVENUES | 353.00 | 353.00 | 496.21 | 349.57 | -143.21 | |
| 099 CTY/DIST COURT TECHNOLOGY | | | | | | |
| 43 Fees | | | | | | |
| 099 430510 COUNTY COURT TECHNOLOGY | 2,000.00 | 2,000.00 | 1,108.28 | 216.22 | 891.72 | 55.4 |

REVENUE SUMMARIES REPORT
ACCOUNT SUMMARY FEBRUARY 2024

FOR 2024 05

| | ORIGINAL ESTIM REV | REVISED EST REV | ACTUAL YTD REVENUE | ACTUAL MTD REVENUE | REMAINING REVENUE | PCT COLL |
|---|--------------------|-----------------|--------------------|--------------------|-------------------|----------|
| 099 432610 DISTRICT COURT TECHNOLO | 2,500.00 | 2,500.00 | 919.88 | 229.58 | 1,580.12 | 36.8 |
| TOTAL Fees | 4,500.00 | 4,500.00 | 2,028.16 | 445.80 | 2,471.84 | 45.1% |
| 47 Interest | | | | | | |
| 099 470000 INTEREST INCOME | 2,500.00 | 2,500.00 | 875.87 | .00 | 1,624.13 | 35.0 |
| TOTAL Interest | 2,500.00 | 2,500.00 | 875.87 | .00 | 1,624.13 | 35.0% |
| TOTAL CTY/DIST COURT TECHNOLOG | 7,000.00 | 7,000.00 | 2,904.03 | 445.80 | 4,095.97 | 41.5% |
| TOTAL REVENUES | 7,000.00 | 7,000.00 | 2,904.03 | 445.80 | 4,095.97 | |
| 102 DIST COURT RECORDS TECHNOLOGY | | | | | | |
| 43 Fees | | | | | | |
| 102 437310 DISTRICT COURT RECORDS | 750.00 | 750.00 | 117.29 | 29.02 | 632.71 | 15.6 |
| TOTAL Fees | 750.00 | 750.00 | 117.29 | 29.02 | 632.71 | 15.6% |
| 47 Interest | | | | | | |
| 102 470000 INTEREST INCOME | 4,750.00 | 4,750.00 | 609.93 | .00 | 4,140.07 | 12.8 |
| TOTAL Interest | 4,750.00 | 4,750.00 | 609.93 | .00 | 4,140.07 | 12.8% |
| 73 Draws | | | | | | |
| 102 736100 DRAW FROM RESERVES | 54,500.00 | 54,500.00 | .00 | .00 | 54,500.00 | .0 |
| TOTAL Draws | 54,500.00 | 54,500.00 | .00 | .00 | 54,500.00 | .0% |
| TOTAL DIST COURT RECORDS TECHN | 60,000.00 | 60,000.00 | 727.22 | 29.02 | 59,272.78 | 1.2% |
| TOTAL REVENUES | 60,000.00 | 60,000.00 | 727.22 | 29.02 | 59,272.78 | |
| 103 COUNTY CLERK RECORDS ARCHIVES | | | | | | |

REVENUE SUMMARIES REPORT
ACCOUNT SUMMARY FEBRUARY 2024

FOR 2024 05

| | ORIGINAL ESTIM REV | REVISED EST REV | ACTUAL YTD REVENUE | ACTUAL MTD REVENUE | REMAINING REVENUE | PCT COLL |
|---------------------------------------|-----------------------|--------------------|-----------------------|-----------------------|----------------------|-------------|
| 43 Fees | | | | | | |
| 103 437300 COUNTY CLERK RECORDS AR | 550,000.00 | 550,000.00 | 179,060.00 | 35,450.00 | 370,940.00 | 32.6 |
| TOTAL Fees | 550,000.00 | 550,000.00 | 179,060.00 | 35,450.00 | 370,940.00 | 32.6% |
| 47 Interest | | | | | | |
| 103 470000 INTEREST INCOME | 120,000.00 | 120,000.00 | 41,247.65 | .00 | 78,752.35 | 34.4 |
| TOTAL Interest | 120,000.00 | 120,000.00 | 41,247.65 | .00 | 78,752.35 | 34.4% |
| TOTAL COUNTY CLERK RECORDS ARC | 670,000.00 | 670,000.00 | 220,307.65 | 35,450.00 | 449,692.35 | 32.9% |
| TOTAL REVENUES | 670,000.00 | 670,000.00 | 220,307.65 | 35,450.00 | 449,692.35 | |
| 105 COMMUNITY/ECONOMIC DEV PRG | | | | | | |
| 42 Intergovernmental | | | | | | |
| 105 420300 STATE GRANT REVENUE | 46,950.00 | 46,950.00 | .00 | .00 | 46,950.00 | .0 |
| TOTAL Intergovernmental | 46,950.00 | 46,950.00 | .00 | .00 | 46,950.00 | .0% |
| 47 Interest | | | | | | |
| 105 470000 INTEREST INCOME | 20,000.00 | 20,000.00 | 5,559.69 | .00 | 14,440.31 | 27.8 |
| TOTAL Interest | 20,000.00 | 20,000.00 | 5,559.69 | .00 | 14,440.31 | 27.8% |
| TOTAL COMMUNITY/ECONOMIC DEV P | 66,950.00 | 66,950.00 | 5,559.69 | .00 | 61,390.31 | 8.3% |
| TOTAL REVENUES | 66,950.00 | 66,950.00 | 5,559.69 | .00 | 61,390.31 | |
| 106 AMERICAN RESCUE PLAN ACT | | | | | | |
| 42 Intergovernmental | | | | | | |
| 106 420100 GRANT REVENUE | 22,913,060.00 | 22,913,060.00 | 21,428,630.29 | .00 | 1,484,429.71 | 93.5 |

REVENUE SUMMARIES REPORT
ACCOUNT SUMMARY FEBRUARY 2024

FOR 2024 05

| | ORIGINAL ESTIM REV | REVISED EST REV | ACTUAL YTD REVENUE | ACTUAL MTD REVENUE | REMAINING REVENUE | PCT COLL |
|---|-----------------------|--------------------|-----------------------|-----------------------|----------------------|-------------|
| TOTAL Intergovernmental | 22,913,060.00 | 22,913,060.00 | 21,428,630.29 | .00 | 1,484,429.71 | 93.5% |
| 47 Interest | | | | | | |
| 106 470000 INTEREST INCOME | .00 | .00 | 1,600,522.53 | .00 | -1,600,522.53 | 100.0 |
| TOTAL Interest | .00 | .00 | 1,600,522.53 | .00 | -1,600,522.53 | 100.0% |
| TOTAL AMERICAN RESCUE PLAN ACT | 22,913,060.00 | 22,913,060.00 | 23,029,152.82 | .00 | -116,092.82 | 100.5% |
| TOTAL REVENUES | 22,913,060.00 | 22,913,060.00 | 23,029,152.82 | .00 | -116,092.82 | |
| 108 JP1 JUSTICE COURT TECHNOLOGY | | | | | | |
| 43 Fees | | | | | | |
| 108 430120 JUDICIAL TECH FUND FEE- | 6,500.00 | 6,500.00 | 2,074.49 | 578.95 | 4,425.51 | 31.9 |
| TOTAL Fees | 6,500.00 | 6,500.00 | 2,074.49 | 578.95 | 4,425.51 | 31.9% |
| 47 Interest | | | | | | |
| 108 470000 INTEREST INCOME | 2,000.00 | 2,000.00 | 662.15 | .00 | 1,337.85 | 33.1 |
| TOTAL Interest | 2,000.00 | 2,000.00 | 662.15 | .00 | 1,337.85 | 33.1% |
| 73 Draws | | | | | | |
| 108 736100 DRAW FROM RESERVES | 20,301.00 | 20,301.00 | .00 | .00 | 20,301.00 | .0 |
| TOTAL Draws | 20,301.00 | 20,301.00 | .00 | .00 | 20,301.00 | .0% |
| TOTAL JP1 JUSTICE COURT TECHNO | 28,801.00 | 28,801.00 | 2,736.64 | 578.95 | 26,064.36 | 9.5% |
| TOTAL REVENUES | 28,801.00 | 28,801.00 | 2,736.64 | 578.95 | 26,064.36 | |

109 JP2 JUSTICE COURT TECHNOLOGY

43 Fees

REVENUE SUMMARIES REPORT
ACCOUNT SUMMARY FEBRUARY 2024

FOR 2024 05

| | ORIGINAL ESTIM REV | REVISED EST REV | ACTUAL YTD REVENUE | ACTUAL MTD REVENUE | REMAINING REVENUE | PCT COLL |
|---|-----------------------|--------------------|-----------------------|-----------------------|----------------------|-------------|
| 109 430210 JUDICIAL TECH FUND FEE- | 2,400.00 | 2,400.00 | 1,004.14 | 163.36 | 1,395.86 | 41.8 |
| TOTAL Fees | 2,400.00 | 2,400.00 | 1,004.14 | 163.36 | 1,395.86 | 41.8% |
| 47 Interest | | | | | | |
| 109 470000 INTEREST INCOME | 3,000.00 | 3,000.00 | 987.55 | .00 | 2,012.45 | 32.9 |
| TOTAL Interest | 3,000.00 | 3,000.00 | 987.55 | .00 | 2,012.45 | 32.9% |
| 73 Draws | | | | | | |
| 109 736100 DRAW FROM RESERVES | 14,600.00 | 14,600.00 | .00 | .00 | 14,600.00 | .0 |
| TOTAL Draws | 14,600.00 | 14,600.00 | .00 | .00 | 14,600.00 | .0% |
| TOTAL JP2 JUSTICE COURT TECHNO | 20,000.00 | 20,000.00 | 1,991.69 | 163.36 | 18,008.31 | 10.0% |
| TOTAL REVENUES | 20,000.00 | 20,000.00 | 1,991.69 | 163.36 | 18,008.31 | |
| 110 JP3 JUSTICE COURT TECHNOLOGY | | | | | | |
| 43 Fees | | | | | | |
| 110 430310 JUDICIAL TECH FUND FEE- | 2,000.00 | 2,000.00 | 529.34 | 146.80 | 2,459.66 | -23.0 |
| TOTAL Fees | 2,000.00 | 2,000.00 | 529.34 | 146.80 | 2,459.66 | 26.5% |
| 47 Interest | | | | | | |
| 110 470000 INTEREST INCOME | 1,000.00 | 1,000.00 | 266.59 | .00 | 733.41 | 26.7 |
| TOTAL Interest | 1,000.00 | 1,000.00 | 266.59 | .00 | 733.41 | 26.7% |
| TOTAL JP3 JUSTICE COURT TECHNO | 3,000.00 | 3,000.00 | 795.93 | 146.80 | 3,193.07 | 26.5% |
| TOTAL REVENUES | 3,000.00 | 3,000.00 | 795.93 | 146.80 | 3,193.07 | |

REVENUE SUMMARIES REPORT
ACCOUNT SUMMARY FEBRUARY 2024

FOR 2024 05

| | ORIGINAL ESTIM REV | REVISED EST REV | ACTUAL YTD REVENUE | ACTUAL MTD REVENUE | REMAINING REVENUE | PCT COLL |
|---|-----------------------|--------------------|-----------------------|-----------------------|----------------------|-------------|
| 111 JP4 JUSTICE COURT TECHNOLOGY | | | | | | |
| 43 Fees | | | | | | |
| 111 430400 JUDICIAL TECH FUND FEE- | 5,000.00 | 5,000.00 | 1,553.74 | 471.78 | 3,446.26 | 31.1 |
| TOTAL Fees | 5,000.00 | 5,000.00 | 1,553.74 | 471.78 | 3,446.26 | 31.1% |
| 47 Interest | | | | | | |
| 111 470000 INTEREST INCOME | 3,500.00 | 3,500.00 | 959.44 | .00 | 2,540.56 | 27.4 |
| TOTAL Interest | 3,500.00 | 3,500.00 | 959.44 | .00 | 2,540.56 | 27.4% |
| 73 Draws | | | | | | |
| 111 736100 DRAW FROM RESERVES | 23,050.00 | 23,050.00 | .00 | .00 | 23,050.00 | .0 |
| TOTAL Draws | 23,050.00 | 23,050.00 | .00 | .00 | 23,050.00 | .0% |
| TOTAL JP4 JUSTICE COURT TECHNO | 31,550.00 | 31,550.00 | 2,513.18 | 471.78 | 29,036.82 | 8.0% |
| TOTAL REVENUES | 31,550.00 | 31,550.00 | 2,513.18 | 471.78 | 29,036.82 | |
| 112 COURT FACILITY FEE | | | | | | |
| 43 Fees | | | | | | |
| 112 430300 COUNTY CLERK | 43,800.00 | 43,800.00 | 7,840.00 | .00 | 35,960.00 | 17.9 |
| 112 432300 DISTRICT CLERK FEES | 63,325.00 | 63,325.00 | 11,266.78 | .00 | 52,058.22 | 17.8 |
| TOTAL Fees | 107,125.00 | 107,125.00 | 19,106.78 | .00 | 88,018.22 | 17.8% |
| 47 Interest | | | | | | |
| 112 470000 INTEREST INCOME | 2,600.00 | 2,600.00 | 1,797.36 | .00 | 802.64 | 69.1 |

REVENUE SUMMARIES REPORT
ACCOUNT SUMMARY FEBRUARY 2024

FOR 2024 05

| | ORIGINAL ESTIM REV | REVISED EST REV | ACTUAL YTD REVENUE | ACTUAL MTD REVENUE | REMAINING REVENUE | PCT COLL |
|---|-----------------------|--------------------|-----------------------|-----------------------|----------------------|-------------|
| TOTAL Interest | 2,600.00 | 2,600.00 | 1,797.36 | .00 | 802.64 | 69.1% |
| TOTAL COURT FACILITY FEE | 109,725.00 | 109,725.00 | 20,904.14 | .00 | 88,820.86 | 19.1% |
| TOTAL REVENUES | 109,725.00 | 109,725.00 | 20,904.14 | .00 | 88,820.86 | |
| 114 JUDICIAL EDUCATION & SUPPORT | | | | | | |
| 43 Fees | | | | | | |
| 114 430300 COUNTY CLERK | 5,600.00 | 5,600.00 | 1,635.00 | 330.00 | 3,965.00 | 29.2 |
| TOTAL Fees | 5,600.00 | 5,600.00 | 1,635.00 | 330.00 | 3,965.00 | 29.2% |
| 47 Interest | | | | | | |
| 114 470000 INTEREST INCOME | 175.00 | 175.00 | 94.90 | .00 | 80.10 | 54.2 |
| TOTAL Interest | 175.00 | 175.00 | 94.90 | .00 | 80.10 | 54.2% |
| TOTAL JUDICIAL EDUCATION & SUP | 5,775.00 | 5,775.00 | 1,729.90 | 330.00 | 4,045.10 | 30.0% |
| TOTAL REVENUES | 5,775.00 | 5,775.00 | 1,729.90 | 330.00 | 4,045.10 | |
| 115 LANGUAGE ACCESS | | | | | | |
| 43 Fees | | | | | | |
| 115 430300 COUNTY CLERK | 5,742.00 | 5,742.00 | 2,265.00 | 456.00 | 3,477.00 | 39.4 |
| 115 432300 DISTRICT CLERK FEES | 8,299.00 | 8,299.00 | 3,221.17 | 788.15 | 5,077.83 | 38.8 |
| 115 433100 JP PRECINCT 1 | 4,491.00 | 4,491.00 | 2,175.00 | 489.00 | 2,316.00 | 48.4 |
| 115 433200 JP PRECINCT 2 | 5,801.00 | 5,801.00 | 2,517.00 | 483.00 | 3,284.00 | 43.4 |
| 115 433300 JP PRECINCT 3 | 8,348.00 | 8,348.00 | 3,422.02 | 666.00 | 4,925.98 | 41.0 |
| 115 433400 JP PRECINCT 4 | 3,834.00 | 3,834.00 | 2,022.00 | 426.00 | 1,812.00 | 52.7 |
| TOTAL Fees | 36,515.00 | 36,515.00 | 15,622.19 | 3,308.15 | 20,892.81 | 42.8% |
| 47 Interest | | | | | | |
| 115 470000 INTEREST INCOME | 1,000.00 | 1,000.00 | 675.58 | .00 | 324.42 | 67.6 |

REVENUE SUMMARIES REPORT
ACCOUNT SUMMARY FEBRUARY 2024

FOR 2024 05

| | ORIGINAL ESTIM REV | REVISED EST REV | ACTUAL YTD REVENUE | ACTUAL MTD REVENUE | REMAINING REVENUE | PCT COLL |
|------------------------------------|-----------------------|--------------------|-----------------------|-----------------------|----------------------|-------------|
| TOTAL Interest | 1,000.00 | 1,000.00 | 675.58 | .00 | 324.42 | 67.6% |
| TOTAL LANGUAGE ACCESS | 37,515.00 | 37,515.00 | 16,297.77 | 3,308.15 | 21,217.23 | 43.4% |
| TOTAL REVENUES | 37,515.00 | 37,515.00 | 16,297.77 | 3,308.15 | 21,217.23 | |
| 122 SHERIFF CONTRABAND | | | | | | |
| 46 Fines/Forfeitures | | | | | | |
| 122 461200 FORFEIT ASSETS - DEA | 2,894.00 | 2,894.00 | .00 | .00 | 2,894.00 | .0 |
| 122 461400 FORFEITED FUNDS-CRIMINA | 140,754.00 | 140,754.00 | 62,599.24 | .00 | 78,154.76 | 44.5 |
| TOTAL Fines/Forfeitures | 143,648.00 | 143,648.00 | 62,599.24 | .00 | 81,048.76 | 43.6% |
| 47 Interest | | | | | | |
| 122 470000 INTEREST INCOME | 15,000.00 | 15,000.00 | 4,022.21 | .00 | 10,977.79 | 26.8 |
| TOTAL Interest | 15,000.00 | 15,000.00 | 4,022.21 | .00 | 10,977.79 | 26.8% |
| 48 Other Revenue | | | | | | |
| 122 489900 OTHER REVENUE | .00 | .00 | 984.32 | .00 | -984.32 | 100.0 |
| TOTAL Other Revenue | .00 | .00 | 984.32 | .00 | -984.32 | 100.0% |
| 73 Draws | | | | | | |
| 122 736100 DRAW FROM RESERVES | 169,352.00 | 169,352.00 | .00 | .00 | 169,352.00 | .0 |
| TOTAL Draws | 169,352.00 | 169,352.00 | .00 | .00 | 169,352.00 | .0% |
| TOTAL SHERIFF CONTRABAND | 328,000.00 | 328,000.00 | 67,605.77 | .00 | 260,394.23 | 20.6% |
| TOTAL REVENUES | 328,000.00 | 328,000.00 | 67,605.77 | .00 | 260,394.23 | |
| 124 INMATE SUPPLY | | | | | | |

REVENUE SUMMARIES REPORT
ACCOUNT SUMMARY FEBRUARY 2024

FOR 2024 05

| | ORIGINAL ESTIM REV | REVISED EST REV | ACTUAL YTD REVENUE | ACTUAL MTD REVENUE | REMAINING REVENUE | PCT COLL |
|------------------------------------|-----------------------|--------------------|-----------------------|-----------------------|----------------------|-------------|
| 47 Interest | | | | | | |
| 124 470000 INTEREST INCOME | 60,000.00 | 60,000.00 | 19,331.04 | .00 | 40,668.96 | 32.2 |
| TOTAL Interest | 60,000.00 | 60,000.00 | 19,331.04 | .00 | 40,668.96 | 32.2% |
| 48 Other Revenue | | | | | | |
| 124 484300 CONCESSION COMMISSIONS | 1,000,000.00 | 1,000,000.00 | 83,300.67 | .00 | 916,699.33 | 8.3 |
| 124 489900 OTHER REVENUE | 5,000.00 | 5,000.00 | 68.60 | .00 | 4,931.40 | 1.4 |
| TOTAL Other Revenue | 1,005,000.00 | 1,005,000.00 | 83,369.27 | .00 | 921,630.73 | 8.3% |
| 73 Draws | | | | | | |
| 124 736100 DRAW FROM RESERVES | 49,000.00 | 49,000.00 | .00 | .00 | 49,000.00 | .0 |
| TOTAL Draws | 49,000.00 | 49,000.00 | .00 | .00 | 49,000.00 | .0% |
| TOTAL INMATE SUPPLY | 1,114,000.00 | 1,114,000.00 | 102,700.31 | .00 | 1,011,299.69 | 9.2% |
| TOTAL REVENUES | 1,114,000.00 | 1,114,000.00 | 102,700.31 | .00 | 1,011,299.69 | |
| 126 VINE GRANT | | | | | | |
| 42 Intergovernmental | | | | | | |
| 126 420370 STATE REVENUE | 30,171.00 | 30,286.00 | 7,571.32 | .00 | 22,714.68 | 25.0 |
| TOTAL Intergovernmental | 30,171.00 | 30,286.00 | 7,571.32 | .00 | 22,714.68 | 25.0% |
| TOTAL VINE GRANT | 30,171.00 | 30,286.00 | 7,571.32 | .00 | 22,714.68 | 25.0% |
| TOTAL REVENUES | 30,171.00 | 30,286.00 | 7,571.32 | .00 | 22,714.68 | |
| 128 HOMELAND SECURITY GRANT | | | | | | |
| 42 Intergovernmental | | | | | | |
| 128 423000 2014 HSGP HOMELAND SECU | 212,674.00 | 212,674.00 | 48,259.58 | .00 | 164,414.42 | 22.7 |

REVENUE SUMMARIES REPORT
ACCOUNT SUMMARY FEBRUARY 2024

FOR 2024 05

| | ORIGINAL ESTIM REV | REVISED EST REV | ACTUAL YTD REVENUE | ACTUAL MTD REVENUE | REMAINING REVENUE | PCT COLL |
|---------------------------------------|-----------------------|--------------------|-----------------------|-----------------------|----------------------|-------------|
| TOTAL Intergovernmental | 212,674.00 | 212,674.00 | 48,259.58 | .00 | 164,414.42 | 22.7% |
| TOTAL HOMELAND SECURITY GRANT | 212,674.00 | 212,674.00 | 48,259.58 | .00 | 164,414.42 | 22.7% |
| TOTAL REVENUES | 212,674.00 | 212,674.00 | 48,259.58 | .00 | 164,414.42 | |
| 129 HAZARD MITIGATION GRANT-EM | | | | | | |
| 42 Intergovernmental | | | | | | |
| 129 423300 HAZARD MITIGATION GRANT | 185,600.00 | 185,600.00 | .00 | .00 | 185,600.00 | .0 |
| 129 423400 HAZARD MITIGATION INKIN | 58,000.00 | 58,000.00 | .00 | .00 | 58,000.00 | .0 |
| TOTAL Intergovernmental | 243,600.00 | 243,600.00 | .00 | .00 | 243,600.00 | .0% |
| TOTAL HAZARD MITIGATION GRANT- | 243,600.00 | 243,600.00 | .00 | .00 | 243,600.00 | .0% |
| TOTAL REVENUES | 243,600.00 | 243,600.00 | .00 | .00 | 243,600.00 | |
| 130 PROJECT SAFE NEIGHBORHOOD | | | | | | |
| 42 Intergovernmental | | | | | | |
| 130 420100 GRANT REVENUE | 136,000.00 | 136,000.00 | .00 | .00 | 136,000.00 | .0 |
| TOTAL Intergovernmental | 136,000.00 | 136,000.00 | .00 | .00 | 136,000.00 | .0% |
| TOTAL PROJECT SAFE NEIGHBORHOO | 136,000.00 | 136,000.00 | .00 | .00 | 136,000.00 | .0% |
| TOTAL REVENUES | 136,000.00 | 136,000.00 | .00 | .00 | 136,000.00 | |
| 142 LEOSE SHERIFF | | | | | | |
| 42 Intergovernmental | | | | | | |
| 142 424700 LEOSE REVENUE | 21,000.00 | 21,000.00 | 24,060.34 | 24,060.34 | -3,060.34 | 114.6 |
| TOTAL Intergovernmental | 21,000.00 | 21,000.00 | 24,060.34 | 24,060.34 | -3,060.34 | 114.6% |

REVENUE SUMMARIES REPORT
ACCOUNT SUMMARY FEBRUARY 2024

FOR 2024 05

| | ORIGINAL ESTIM REV | REVISED EST REV | ACTUAL YTD REVENUE | ACTUAL MTD REVENUE | REMAINING REVENUE | PCT COLL |
|--|-----------------------|--------------------|-----------------------|-----------------------|----------------------|-------------|
| 47 Interest | | | | | | |
| 142 470000 INTEREST INCOME | 5,000.00 | 5,000.00 | 1,666.21 | .00 | 3,333.79 | 33.3 |
| TOTAL Interest | 5,000.00 | 5,000.00 | 1,666.21 | .00 | 3,333.79 | 33.3% |
| TOTAL LEOSE SHERIFF | 26,000.00 | 26,000.00 | 25,726.55 | 24,060.34 | 273.45 | 98.9% |
| TOTAL REVENUES | 26,000.00 | 26,000.00 | 25,726.55 | 24,060.34 | 273.45 | |
| 145 SHERIFF COMMISSARY SALARY | | | | | | |
| 42 Intergovernmental | | | | | | |
| 145 424500 COMMISSARY SALARY REIMB | 958,673.00 | 958,673.00 | 359,282.56 | 77,757.77 | 599,390.44 | 37.5 |
| TOTAL Intergovernmental | 958,673.00 | 958,673.00 | 359,282.56 | 77,757.77 | 599,390.44 | 37.5% |
| TOTAL SHERIFF COMMISSARY SALAR | 958,673.00 | 958,673.00 | 359,282.56 | 77,757.77 | 599,390.44 | 37.5% |
| TOTAL REVENUES | 958,673.00 | 958,673.00 | 359,282.56 | 77,757.77 | 599,390.44 | |
| 146 LECD EMER COMMUNICATION GRANT | | | | | | |
| 42 Intergovernmental | | | | | | |
| 146 420410 GRANT REVENUE LECD | .00 | 40,250.00 | .00 | .00 | 40,250.00 | .0 |
| TOTAL Intergovernmental | .00 | 40,250.00 | .00 | .00 | 40,250.00 | .0% |
| TOTAL LECD EMER COMMUNICATION | .00 | 40,250.00 | .00 | .00 | 40,250.00 | .0% |
| TOTAL REVENUES | .00 | 40,250.00 | .00 | .00 | 40,250.00 | |
| 150 TAG GRANT | | | | | | |
| 42 Intergovernmental | | | | | | |
| 150 420100 GRANT REVENUE | 12,552,087.00 | 12,552,087.00 | 733,672.39 | .00 | 11,818,414.61 | 5.8 |

REVENUE SUMMARIES REPORT
ACCOUNT SUMMARY FEBRUARY 2024

FOR 2024 05

| | ORIGINAL ESTIM REV | REVISED EST REV | ACTUAL YTD REVENUE | ACTUAL MTD REVENUE | REMAINING REVENUE | PCT COLL |
|---------------------------------------|-----------------------|--------------------|-----------------------|-----------------------|----------------------|-------------|
| TOTAL Intergovernmental | 12,552,087.00 | 12,552,087.00 | 733,672.39 | .00 | 11,818,414.61 | 5.8% |
| TOTAL TAG GRANT | 12,552,087.00 | 12,552,087.00 | 733,672.39 | .00 | 11,818,414.61 | 5.8% |
| TOTAL REVENUES | 12,552,087.00 | 12,552,087.00 | 733,672.39 | .00 | 11,818,414.61 | |
| 152 TAG CRIMINAL JUSTICE GRANT | | | | | | |
| 42 Intergovernmental | | | | | | |
| 152 420100 GRANT REVENUE | .00 | 23,910.00 | .00 | .00 | 23,910.00 | .0 |
| TOTAL Intergovernmental | .00 | 23,910.00 | .00 | .00 | 23,910.00 | .0% |
| TOTAL TAG CRIMINAL JUSTICE GRA | .00 | 23,910.00 | .00 | .00 | 23,910.00 | .0% |
| TOTAL REVENUES | .00 | 23,910.00 | .00 | .00 | 23,910.00 | |
| 161 CDA BUSINESS CRIMES | | | | | | |
| 43 Fees | | | | | | |
| 161 434200 BAD CHECK COLLECTION FE | 35,000.00 | 35,000.00 | .00 | .00 | 35,000.00 | .0 |
| TOTAL Fees | 35,000.00 | 35,000.00 | .00 | .00 | 35,000.00 | .0% |
| 47 Interest | | | | | | |
| 161 470000 INTEREST INCOME | 3,500.00 | 3,500.00 | .00 | .00 | 3,500.00 | .0 |
| TOTAL Interest | 3,500.00 | 3,500.00 | .00 | .00 | 3,500.00 | .0% |
| 48 Other Revenue | | | | | | |
| 161 481500 OTHER REFUNDS/REIMBURSE | 38,000.00 | 38,000.00 | .00 | .00 | 38,000.00 | .0 |

REVENUE SUMMARIES REPORT
ACCOUNT SUMMARY FEBRUARY 2024

FOR 2024 05

| | ORIGINAL ESTIM REV | REVISED EST REV | ACTUAL YTD REVENUE | ACTUAL MTD REVENUE | REMAINING REVENUE | PCT COLL |
|---|-----------------------|--------------------|-----------------------|-----------------------|----------------------|-------------|
| 161 489900 OTHER REVENUE | 10,000.00 | 10,000.00 | .00 | .00 | 10,000.00 | .0 |
| TOTAL Other Revenue | 48,000.00 | 48,000.00 | .00 | .00 | 48,000.00 | .0% |
| TOTAL CDA BUSINESS CRIMES | 86,500.00 | 86,500.00 | .00 | .00 | 86,500.00 | .0% |
| TOTAL REVENUES | 86,500.00 | 86,500.00 | .00 | .00 | 86,500.00 | |
| 163 CDA CONTRABAND | | | | | | |
| 47 Interest | | | | | | |
| 163 470000 INTEREST INCOME | 4,000.00 | 4,000.00 | .00 | .00 | 4,000.00 | .0 |
| TOTAL Interest | 4,000.00 | 4,000.00 | .00 | .00 | 4,000.00 | .0% |
| 48 Other Revenue | | | | | | |
| 163 489900 OTHER REVENUE | 96,000.00 | 96,000.00 | .00 | .00 | 96,000.00 | .0 |
| TOTAL Other Revenue | 96,000.00 | 96,000.00 | .00 | .00 | 96,000.00 | .0% |
| TOTAL CDA CONTRABAND | 100,000.00 | 100,000.00 | .00 | .00 | 100,000.00 | .0% |
| TOTAL REVENUES | 100,000.00 | 100,000.00 | .00 | .00 | 100,000.00 | |
| 164 CDA SPATTF GRANT | | | | | | |
| 42 Intergovernmental | | | | | | |
| 164 420300 STATE GRANT REVENUE | 960,920.00 | 960,920.00 | 177,029.66 | .00 | 783,890.34 | 18.4 |
| 164 420400 SPATTF REVENUE-FEDERAL | .00 | .00 | -2,138.90 | .00 | 2,138.90 | 100.0 |
| TOTAL Intergovernmental | 960,920.00 | 960,920.00 | 174,890.76 | .00 | 786,029.24 | 18.2% |
| 47 Interest | | | | | | |
| 164 470010 INTEREST INCOME-PROGRAM | .00 | .00 | 11,161.63 | 155.99 | -11,161.63 | 100.0 |

REVENUE SUMMARIES REPORT
ACCOUNT SUMMARY FEBRUARY 2024

FOR 2024 05

| | ORIGINAL ESTIM REV | REVISED EST REV | ACTUAL YTD REVENUE | ACTUAL MTD REVENUE | REMAINING REVENUE | PCT COLL |
|------------------------------------|-----------------------|--------------------|-----------------------|-----------------------|----------------------|-------------|
| 164 470100 INTEREST INCOME-FEDERAL | .00 | .00 | 1,839.74 | .00 | -1,839.74 | 100.0 |
| TOTAL Interest | .00 | .00 | 13,001.37 | 155.99 | -13,001.37 | 100.0% |
| 48 Other Revenue | | | | | | |
| 164 480000 IN-KIND REVENUE | 258,720.00 | 258,720.00 | 147,500.00 | 21,560.00 | 111,220.00 | 57.0 |
| 164 480520 SPATTF PROGRAM INCOME | 39,700.00 | 39,700.00 | 25,900.23 | 3,800.00 | 13,799.77 | 65.2 |
| TOTAL Other Revenue | 298,420.00 | 298,420.00 | 173,400.23 | 25,360.00 | 125,019.77 | 58.1% |
| 80 Transfers | | | | | | |
| 164 801100 XFER FROM GENERAL FUND | 242,828.00 | 242,828.00 | 1,193.94 | .00 | 241,634.06 | .5 |
| TOTAL Transfers | 242,828.00 | 242,828.00 | 1,193.94 | .00 | 241,634.06 | .5% |
| TOTAL CDA SPATTF GRANT | 1,502,168.00 | 1,502,168.00 | 362,486.30 | 25,515.99 | 1,139,681.70 | 24.1% |
| TOTAL REVENUES | 1,502,168.00 | 1,502,168.00 | 362,486.30 | 25,515.99 | 1,139,681.70 | |
| 166 CDA JAG GRANT | | | | | | |
| 42 Intergovernmental | | | | | | |
| 166 422510 FEDERAL GRANT REVENUE-J | 104,947.00 | 104,947.00 | 66,483.50 | .00 | 38,463.50 | 63.3 |
| 166 422700 FEDERAL GRANT REVENUE-J | 86,172.00 | 86,172.00 | 42,317.81 | .00 | 43,854.19 | 49.1 |
| TOTAL Intergovernmental | 191,119.00 | 191,119.00 | 108,801.31 | .00 | 82,317.69 | 56.9% |
| 47 Interest | | | | | | |
| 166 470300 INTEREST REVENUE-JAG22 | .00 | .00 | 4,324.08 | 300.69 | -4,324.08 | 100.0 |
| 166 470900 INTEREST REVENUE JAG21 | .00 | .00 | 5,816.82 | 204.42 | -5,816.82 | 100.0 |
| TOTAL Interest | .00 | .00 | 10,140.90 | 505.11 | -10,140.90 | 100.0% |

REVENUE SUMMARIES REPORT
ACCOUNT SUMMARY FEBRUARY 2024

FOR 2024 05

| | ORIGINAL ESTIM REV | REVISED EST REV | ACTUAL YTD REVENUE | ACTUAL MTD REVENUE | REMAINING REVENUE | PCT COLL |
|--|--------------------|-----------------|--------------------|--------------------|-------------------|----------|
| TOTAL CDA JAG GRANT | 191,119.00 | 191,119.00 | 118,942.21 | 505.11 | 72,176.79 | 62.2% |
| TOTAL REVENUES | 191,119.00 | 191,119.00 | 118,942.21 | 505.11 | 72,176.79 | |
| 168 CDA Border Prosecution Unit | | | | | | |
| 42 Intergovernmental | | | | | | |
| 168 420100 GRANT REVENUE | 439,530.00 | 729,299.00 | 32,108.14 | .00 | 697,190.86 | 4.4 |
| TOTAL Intergovernmental | 439,530.00 | 729,299.00 | 32,108.14 | .00 | 697,190.86 | 4.4% |
| TOTAL CDA Border Prosecution U | 439,530.00 | 729,299.00 | 32,108.14 | .00 | 697,190.86 | 4.4% |
| TOTAL REVENUES | 439,530.00 | 729,299.00 | 32,108.14 | .00 | 697,190.86 | |
| 171 CDA VOCA VICTIM ADV PROJECT | | | | | | |
| 42 Intergovernmental | | | | | | |
| 171 420300 STATE GRANT REVENUE | 111,173.00 | 111,173.00 | 36,708.85 | .00 | 74,464.15 | 33.0 |
| TOTAL Intergovernmental | 111,173.00 | 111,173.00 | 36,708.85 | .00 | 74,464.15 | 33.0% |
| 80 Transfers | | | | | | |
| 171 801100 XFER FROM GENERAL FUND | 36,301.00 | 36,301.00 | 9,177.20 | .00 | 27,123.80 | 25.3 |
| TOTAL Transfers | 36,301.00 | 36,301.00 | 9,177.20 | .00 | 27,123.80 | 25.3% |
| TOTAL CDA VOCA VICTIM ADV PROJ | 147,474.00 | 147,474.00 | 45,886.05 | .00 | 101,587.95 | 31.1% |
| TOTAL REVENUES | 147,474.00 | 147,474.00 | 45,886.05 | .00 | 101,587.95 | |
| 202 UNLIMITED TAX ROAD BONDS | | | | | | |
| 40 Tax Collections | | | | | | |
| 202 400100 CURRENT AD VALOREM TAXE | 7,731,483.00 | 7,731,483.00 | 7,354,790.45 | 2,845,084.09 | 376,692.55 | 95.1 |

REVENUE SUMMARIES REPORT
ACCOUNT SUMMARY FEBRUARY 2024

FOR 2024 05

| | ORIGINAL ESTIM REV | REVISED EST REV | ACTUAL YTD REVENUE | ACTUAL MTD REVENUE | REMAINING REVENUE | PCT COLL |
|------------------------------------|--------------------|-----------------|--------------------|--------------------|-------------------|----------|
| 202 400400 PEN & INT - CURRENT LEV | 31,700.00 | 31,700.00 | 26.72 | 26.72 | 31,673.28 | .1 |
| 202 400500 DELIQ TAXES - PRIOR YEA | 47,163.00 | 47,163.00 | 4,850.57 | 2,217.57 | 42,312.43 | 10.3 |
| 202 400600 PEN & INT - PRIOR YEARS | 23,968.00 | 23,968.00 | 3,442.77 | 986.10 | 20,525.23 | 14.4 |
| TOTAL Tax Collections | 7,834,314.00 | 7,834,314.00 | 7,363,110.51 | 2,848,314.48 | 471,203.49 | 94.0% |

47 Interest

| | | | | | | |
|----------------------------|-----------|-----------|----------|-----|-----------|-------|
| 202 470000 INTEREST INCOME | 15,000.00 | 15,000.00 | 4,580.45 | .00 | 10,419.55 | 30.5 |
| TOTAL Interest | 15,000.00 | 15,000.00 | 4,580.45 | .00 | 10,419.55 | 30.5% |

48 Other Revenue

| | | | | | | |
|--------------------------------|--------------|--------------|--------------|--------------|------------|-------|
| 202 489900 OTHER REVENUE | 93,807.00 | 93,807.00 | 1,864.97 | .00 | 91,942.03 | 2.0 |
| TOTAL Other Revenue | 93,807.00 | 93,807.00 | 1,864.97 | .00 | 91,942.03 | 2.0% |
| TOTAL UNLIMITED TAX ROAD BONDS | 7,943,121.00 | 7,943,121.00 | 7,369,555.93 | 2,848,314.48 | 573,565.07 | 92.8% |
| TOTAL REVENUES | 7,943,121.00 | 7,943,121.00 | 7,369,555.93 | 2,848,314.48 | 573,565.07 | |

203 GEN OB REFUNDING BOND SRS 2021

40 Tax Collections

| | | | | | | |
|------------------------------------|------------|------------|------------|------------|------------|-------|
| 203 400100 CURRENT AD VALOREM TAXE | 894,117.00 | 894,117.00 | 846,556.98 | 327,477.15 | 47,560.02 | 94.7 |
| 203 400400 PEN & INT - CURRENT LEV | 3,748.00 | 3,748.00 | 3.08 | 3.08 | 3,744.92 | .1 |
| 203 400500 DELIQ TAXES - PRIOR YEA | 5,576.00 | 5,576.00 | 16,641.57 | 7,608.18 | -11,065.57 | 298.4 |
| 203 400600 PEN & INT - PRIOR YEARS | 2,834.00 | 2,834.00 | 11,811.73 | 3,383.18 | -8,977.73 | 416.8 |
| TOTAL Tax Collections | 906,275.00 | 906,275.00 | 875,013.36 | 338,471.59 | 31,261.64 | 96.6% |

47 Interest

| | | | | | | |
|----------------------------|----------|----------|-----------|-----|------------|-------|
| 203 470000 INTEREST INCOME | 8,000.00 | 8,000.00 | 28,297.79 | .00 | -20,297.79 | 353.7 |
|----------------------------|----------|----------|-----------|-----|------------|-------|

REVENUE SUMMARIES REPORT
ACCOUNT SUMMARY FEBRUARY 2024

FOR 2024 05

| | ORIGINAL ESTIM REV | REVISED EST REV | ACTUAL YTD REVENUE | ACTUAL MTD REVENUE | REMAINING REVENUE | PCT COLL |
|---|-----------------------|--------------------|-----------------------|-----------------------|----------------------|-------------|
| TOTAL Interest | 8,000.00 | 8,000.00 | 28,297.79 | .00 | -20,297.79 | 353.7% |
| TOTAL GEN OB REFUNDING BOND SR | 914,275.00 | 914,275.00 | 903,311.15 | 338,471.59 | 10,963.85 | 98.8% |
| TOTAL REVENUES | 914,275.00 | 914,275.00 | 903,311.15 | 338,471.59 | 10,963.85 | |
| 208 SPECIAL TAX REVENUE BONDS 2020 | | | | | | |
| 47 Interest | | | | | | |
| 208 470000 INTEREST INCOME | 35,000.00 | 35,000.00 | 6,325.38 | .00 | 28,674.62 | 18.1 |
| TOTAL Interest | 35,000.00 | 35,000.00 | 6,325.38 | .00 | 28,674.62 | 18.1% |
| 80 Transfers | | | | | | |
| 208 807900 XFER FROM VENUE HOT STV | 1,210,570.00 | 1,210,570.00 | .00 | .00 | 1,210,570.00 | .0 |
| TOTAL Transfers | 1,210,570.00 | 1,210,570.00 | .00 | .00 | 1,210,570.00 | .0% |
| TOTAL SPECIAL TAX REVENUE BOND | 1,245,570.00 | 1,245,570.00 | 6,325.38 | .00 | 1,239,244.62 | .5% |
| TOTAL REVENUES | 1,245,570.00 | 1,245,570.00 | 6,325.38 | .00 | 1,239,244.62 | |
| 301 MPO ROAD CONSTRUCTION | | | | | | |
| 47 Interest | | | | | | |
| 301 470000 INTEREST INCOME | 29,313.00 | 29,313.00 | 3,655.88 | .00 | 25,657.12 | 12.5 |
| TOTAL Interest | 29,313.00 | 29,313.00 | 3,655.88 | .00 | 25,657.12 | 12.5% |
| 73 Draws | | | | | | |
| 301 736100 DRAW FROM RESERVES | 563,979.00 | 563,979.00 | .00 | .00 | 563,979.00 | .0 |

REVENUE SUMMARIES REPORT
ACCOUNT SUMMARY FEBRUARY 2024

FOR 2024 05

| | ORIGINAL ESTIM REV | REVISED EST REV | ACTUAL YTD REVENUE | ACTUAL MTD REVENUE | REMAINING REVENUE | PCT COLL |
|--|-----------------------|--------------------|-----------------------|-----------------------|----------------------|-------------|
| TOTAL Draws | 563,979.00 | 563,979.00 | .00 | .00 | 563,979.00 | .0% |
| 80 Transfers | | | | | | |
| 301 801100 XFER FROM GENERAL FUND | 250,000.00 | 250,000.00 | .00 | .00 | 250,000.00 | .0 |
| TOTAL Transfers | 250,000.00 | 250,000.00 | .00 | .00 | 250,000.00 | .0% |
| TOTAL MPO ROAD CONSTRUCTION | 843,292.00 | 843,292.00 | 3,655.88 | .00 | 839,636.12 | .4% |
| TOTAL REVENUES | 843,292.00 | 843,292.00 | 3,655.88 | .00 | 839,636.12 | |
| 302 TAX ROAD BOND CONTRUCTION | | | | | | |
| 47 Interest | | | | | | |
| 302 470000 INTEREST INCOME | 750,000.00 | 750,000.00 | 574,170.06 | .00 | 175,829.94 | 76.6 |
| TOTAL Interest | 750,000.00 | 750,000.00 | 574,170.06 | .00 | 175,829.94 | 76.6% |
| 73 Draws | | | | | | |
| 302 736100 DRAW FROM RESERVES | 59,059,148.00 | 59,059,148.00 | .00 | .00 | 59,059,148.00 | .0 |
| TOTAL Draws | 59,059,148.00 | 59,059,148.00 | .00 | .00 | 59,059,148.00 | .0% |
| TOTAL TAX ROAD BOND CONTRUCTIO | 59,809,148.00 | 59,809,148.00 | 574,170.06 | .00 | 59,234,977.94 | 1.0% |
| TOTAL REVENUES | 59,809,148.00 | 59,809,148.00 | 574,170.06 | .00 | 59,234,977.94 | |
| 304 MEDICAL EXAMINER CONSTRUCTION | | | | | | |
| 48 Other Revenue | | | | | | |
| 304 485500 BOND PROCEEDS | .00 | .00 | 35,492,951.17 | 35,492,951.17 | -35,492,951.17 | 100.0 |

REVENUE SUMMARIES REPORT
ACCOUNT SUMMARY FEBRUARY 2024

FOR 2024 05

| | ORIGINAL ESTIM REV | REVISED EST REV | ACTUAL YTD REVENUE | ACTUAL MTD REVENUE | REMAINING REVENUE | PCT COLL |
|-----------------------------------|-----------------------|--------------------|-----------------------|-----------------------|----------------------|-------------|
| TOTAL Other Revenue | .00 | .00 | 35,492,951.17 | 35,492,951.17 | -35,492,951.17 | 100.0% |
| TOTAL MEDICAL EXAMINER CONSTRU | .00 | .00 | 35,492,951.17 | 35,492,951.17 | -35,492,951.17 | 100.0% |
| TOTAL REVENUES | .00 | .00 | 35,492,951.17 | 35,492,951.17 | -35,492,951.17 | |
| 307 CRTC RENOVATIONS #2 | | | | | | |
| 47 Interest | | | | | | |
| 307 470000 INTEREST INCOME | 60,000.00 | 60,000.00 | 23,212.89 | .00 | 36,787.11 | 38.7 |
| TOTAL Interest | 60,000.00 | 60,000.00 | 23,212.89 | .00 | 36,787.11 | 38.7% |
| 73 Draws | | | | | | |
| 307 736100 DRAW FROM RESERVES | 2,400,000.00 | 2,400,000.00 | .00 | .00 | 2,400,000.00 | .0 |
| TOTAL Draws | 2,400,000.00 | 2,400,000.00 | .00 | .00 | 2,400,000.00 | .0% |
| 80 Transfers | | | | | | |
| 307 801100 XFER FROM GENERAL FUND | 2,753,000.00 | 2,753,000.00 | .00 | .00 | 2,753,000.00 | .0 |
| TOTAL Transfers | 2,753,000.00 | 2,753,000.00 | .00 | .00 | 2,753,000.00 | .0% |
| TOTAL CRTC RENOVATIONS #2 | 5,213,000.00 | 5,213,000.00 | 23,212.89 | .00 | 5,189,787.11 | .4% |
| TOTAL REVENUES | 5,213,000.00 | 5,213,000.00 | 23,212.89 | .00 | 5,189,787.11 | |
| 308 VENUE CAPITAL PROJECT | | | | | | |
| 47 Interest | | | | | | |
| 308 470000 INTEREST INCOME | 20,000.00 | 20,000.00 | 1,119.14 | .00 | 18,880.86 | 5.6 |

REVENUE SUMMARIES REPORT
ACCOUNT SUMMARY FEBRUARY 2024

FOR 2024 05

| | ORIGINAL ESTIM REV | REVISED EST REV | ACTUAL YTD REVENUE | ACTUAL MTD REVENUE | REMAINING REVENUE | PCT COLL |
|------------------------------------|--------------------|-----------------|--------------------|--------------------|-------------------|----------|
| TOTAL Interest | 20,000.00 | 20,000.00 | 1,119.14 | .00 | 18,880.86 | 5.6% |
| 73 Draws | | | | | | |
| 308 736100 DRAW FROM RESERVES | 180,200.00 | 180,200.00 | .00 | .00 | 180,200.00 | .0 |
| TOTAL Draws | 180,200.00 | 180,200.00 | .00 | .00 | 180,200.00 | .0% |
| 80 Transfers | | | | | | |
| 308 807900 XFER FROM VENUE HOT STV | .00 | 1,800,000.00 | .00 | .00 | 1,800,000.00 | .0 |
| TOTAL Transfers | .00 | 1,800,000.00 | .00 | .00 | 1,800,000.00 | .0% |
| TOTAL VENUE CAPITAL PROJECT | 200,200.00 | 2,000,200.00 | 1,119.14 | .00 | 1,999,080.86 | .1% |
| TOTAL REVENUES | 200,200.00 | 2,000,200.00 | 1,119.14 | .00 | 1,999,080.86 | |
| 401 EMPLOYEE HEALTH BENEFIT | | | | | | |
| 47 Interest | | | | | | |
| 401 470000 INTEREST INCOME | 180,000.00 | 180,000.00 | 36,249.79 | .00 | 143,750.21 | 20.1 |
| TOTAL Interest | 180,000.00 | 180,000.00 | 36,249.79 | .00 | 143,750.21 | 20.1% |
| 48 Other Revenue | | | | | | |
| 401 480600 INSURANCE REIMBURSEMENT | 50,000.00 | 50,000.00 | .00 | .00 | 50,000.00 | .0 |
| 401 483010 SURVIVOR SB872 INSURANC | 8,000.00 | 8,000.00 | .00 | .00 | 8,000.00 | .0 |
| 401 483100 COBRA INSURANCE PREMIUM | 10,000.00 | 10,000.00 | 7,484.89 | 1,488.14 | 2,515.11 | 74.8 |
| 401 483200 RETIREE INSURANCE PREMI | 160,000.00 | 160,000.00 | 42,430.00 | 10,710.00 | 117,570.00 | 26.5 |
| 401 484400 STOP LOSS REIMBURSEMENT | 250,000.00 | 250,000.00 | 555,051.21 | 118,466.42 | -305,051.21 | 222.0 |
| 401 485100 EMPLOYEE MEDICAL SHARE | 1,800,000.00 | 1,800,000.00 | 759,924.49 | 140,939.74 | 1,040,075.51 | 42.2 |
| 401 485200 COUNTY MEDICAL SHARE | 10,614,000.00 | 10,614,000.00 | 4,270,619.24 | 793,107.83 | 6,343,380.76 | 40.2 |

REVENUE SUMMARIES REPORT
ACCOUNT SUMMARY FEBRUARY 2024

FOR 2024 05

| | ORIGINAL ESTIM REV | REVISED EST REV | ACTUAL YTD REVENUE | ACTUAL MTD REVENUE | REMAINING REVENUE | PCT COLL |
|---|--------------------|-----------------|--------------------|--------------------|-------------------|----------|
| 401 489900 OTHER REVENUE | 25,000.00 | 25,000.00 | 2,040.40 | 1,447.40 | 22,959.60 | 8.2 |
| TOTAL Other Revenue | 12,917,000.00 | 12,917,000.00 | 5,637,550.23 | 1,066,159.53 | 7,279,449.77 | 43.6% |
| 73 Draws | | | | | | |
| 401 736100 DRAW FROM RESERVES | 2,368,000.00 | 2,368,000.00 | .00 | .00 | 2,368,000.00 | .0 |
| TOTAL Draws | 2,368,000.00 | 2,368,000.00 | .00 | .00 | 2,368,000.00 | .0% |
| TOTAL EMPLOYEE HEALTH BENEFIT | 15,465,000.00 | 15,465,000.00 | 5,673,800.02 | 1,066,159.53 | 9,791,199.98 | 36.7% |
| TOTAL REVENUES | 15,465,000.00 | 15,465,000.00 | 5,673,800.02 | 1,066,159.53 | 9,791,199.98 | |
| 403 WORKERS COMPENSATION | | | | | | |
| 47 Interest | | | | | | |
| 403 470000 INTEREST INCOME | 100,000.00 | 100,000.00 | 106,480.68 | .00 | -6,480.68 | 106.5 |
| TOTAL Interest | 100,000.00 | 100,000.00 | 106,480.68 | .00 | -6,480.68 | 106.5% |
| 48 Other Revenue | | | | | | |
| 403 480600 INSURANCE REIMBURSEMENT | 10,000.00 | 10,000.00 | .00 | .00 | 10,000.00 | .0 |
| 403 485210 COUNTY W/C SHARE | 1,800,000.00 | 1,800,000.00 | 960,753.02 | 263,741.88 | 839,246.98 | 53.4 |
| 403 489900 OTHER REVENUE | 500.00 | 500.00 | .00 | .00 | 500.00 | .0 |
| TOTAL Other Revenue | 1,810,500.00 | 1,810,500.00 | 960,753.02 | 263,741.88 | 849,746.98 | 53.1% |
| 73 Draws | | | | | | |
| 403 736100 DRAW FROM RESERVES | 3,756,475.00 | 3,756,475.00 | .00 | .00 | 3,756,475.00 | .0 |
| TOTAL Draws | 3,756,475.00 | 3,756,475.00 | .00 | .00 | 3,756,475.00 | .0% |
| TOTAL WORKERS COMPENSATION | 5,666,975.00 | 5,666,975.00 | 1,067,233.70 | 263,741.88 | 4,599,741.30 | 18.8% |
| TOTAL REVENUES | 5,666,975.00 | 5,666,975.00 | 1,067,233.70 | 263,741.88 | 4,599,741.30 | |
| GRAND TOTAL | 345,624,558.00 | 347,935,413.00 | 185,415,110.81 | 80,508,685.30 | 162,521,391.19 | 53.3% |

Revenue Summaries Report

For Fiscal: 2023-2024 Period Ending 02/29/24

Group/Fund Summary

REVENUE SUMMARIES REPORT
GROUP SUMMARY FEBRUARY 2024

FOR 2024 05

| | ORIGINAL ESTIM REV | REVISED EST REV | ACTUAL YTD REVENUE | ACTUAL MTD REVENUE | REMAINING REVENUE | PCT COLL |
|---|-----------------------|-----------------------|-----------------------|-----------------------|----------------------|-------------|
| 011 GENERAL FUND | | | | | | |
| UNDEFINED CHAR | .00 | .00 | 120.00 | 120.00 | -120.00 | 100.0% |
| 40 Tax Collections | 131,318,027.00 | 131,318,027.00 | 96,353,128.11 | 37,129,585.21 | 34,964,898.89 | 73.4% |
| 41 Licenses/Permits | 185,142.00 | 185,142.00 | 72,339.70 | 9,734.20 | 112,802.30 | 39.1% |
| 42 Intergovernmental | 3,154,334.00 | 3,162,073.00 | 867,488.65 | 269,097.29 | 2,294,584.35 | 27.4% |
| 43 Fees | 3,187,382.00 | 3,187,382.00 | 1,165,299.58 | 252,122.28 | 2,022,182.42 | 36.6% |
| 44 Commissions | 5,504,807.00 | 5,504,807.00 | 791,395.95 | 95,927.60 | 4,713,411.05 | 14.4% |
| 45 Charges for Services | 2,153,928.00 | 2,153,928.00 | 383,561.73 | 82,015.70 | 1,770,366.27 | 17.8% |
| 46 Fines/Forfeitures | 450,204.00 | 450,204.00 | 171,060.66 | 38,304.63 | 279,143.34 | 38.0% |
| 47 Interest | 2,000,000.00 | 2,000,000.00 | -810,170.37 | 11,530.08 | 2,810,170.37 | -40.5% |
| 48 Other Revenue | 2,204,714.00 | 2,204,714.00 | 597,511.69 | 202,915.25 | 1,607,202.31 | 27.1% |
| 80 Transfers | 3,756,475.00 | 3,756,475.00 | .00 | .00 | 3,756,475.00 | .0% |
| TOTAL REVENUES | 153,915,013.00 | 153,922,752.00 | 99,591,735.70 | 38,091,352.24 | 54,331,116.30 | |
| 020 CONSOLIDATED ROAD AND BRIDGE | | | | | | |
| 42 Intergovernmental | 412,500.00 | 412,500.00 | 47,993.46 | .00 | 364,506.54 | 11.6% |
| 45 Charges for Services | 2,810,950.00 | 2,810,950.00 | 998,660.00 | 213,290.00 | 1,812,290.00 | 35.5% |
| 47 Interest | 200,000.00 | 200,000.00 | 33,183.14 | .00 | 166,816.86 | 16.6% |
| 48 Other Revenue | 508,000.00 | 508,000.00 | 408,497.90 | 90,051.30 | 99,502.10 | 80.4% |
| 73 Draws | 3,600,000.00 | 3,600,000.00 | .00 | .00 | 3,600,000.00 | .0% |
| 80 Transfers | 9,405,777.00 | 9,405,777.00 | .00 | .00 | 9,405,777.00 | .0% |
| TOTAL REVENUES | 16,937,227.00 | 16,937,227.00 | 1,488,334.50 | 303,341.30 | 15,448,892.50 | |
| 031 PRECINCT 1 PARK | | | | | | |
| 40 Tax Collections | 152,083.00 | 152,083.00 | 141,135.59 | 54,596.09 | 10,947.41 | 92.8% |
| 47 Interest | 10,000.00 | 10,000.00 | 5,844.30 | .00 | 4,155.70 | 58.4% |
| 48 Other Revenue | 8,000.00 | 8,000.00 | 4,600.00 | 400.00 | 3,400.00 | 57.5% |
| 73 Draws | 75,000.00 | 75,000.00 | .00 | .00 | 75,000.00 | .0% |
| TOTAL REVENUES | 245,083.00 | 245,083.00 | 151,579.89 | 54,996.09 | 93,503.11 | |
| 032 SLATON/ROOSEVELT PARK | | | | | | |
| 40 Tax Collections | 152,082.00 | 152,082.00 | 141,135.59 | 54,596.09 | 10,946.41 | 92.8% |

REVENUE SUMMARIES REPORT
GROUP SUMMARY FEBRUARY 2024

FOR 2024 05

| | ORIGINAL ESTIM REV | REVISED EST REV | ACTUAL YTD REVENUE | ACTUAL MTD REVENUE | REMAINING REVENUE | PCT COLL |
|--|-----------------------|---------------------|-----------------------|-----------------------|----------------------|-------------|
| 47 Interest | 500.00 | 500.00 | 1,027.62 | .00 | -527.62 | 205.5% |
| 48 Other Revenue | 8,000.00 | 8,000.00 | 4,019.95 | 1,800.00 | 3,980.05 | 50.2% |
| TOTAL REVENUES | 160,582.00 | 160,582.00 | 146,183.16 | 56,396.09 | 14,398.84 | |
| 033 IDALOU/NEW DEAL PARK | | | | | | |
| 40 Tax Collections | 152,082.00 | 152,082.00 | 141,135.59 | 54,596.09 | 10,946.41 | 92.8% |
| 47 Interest | 1,000.00 | 1,000.00 | 2,912.39 | .00 | -1,912.39 | 291.2% |
| 48 Other Revenue | 6,033.00 | 6,033.00 | 2,000.00 | 400.00 | 4,033.00 | 33.2% |
| TOTAL REVENUES | 159,115.00 | 159,115.00 | 146,047.98 | 54,996.09 | 13,067.02 | |
| 034 SHALLOWATER PARK | | | | | | |
| 40 Tax Collections | 152,082.00 | 152,082.00 | 141,135.59 | 54,596.09 | 10,946.41 | 92.8% |
| 47 Interest | 5,000.00 | 5,000.00 | 3,802.24 | .00 | 1,197.76 | 76.0% |
| 48 Other Revenue | 6,200.00 | 6,200.00 | 2,401.00 | .00 | 3,799.00 | 38.7% |
| 73 Draws | 14,629.00 | 14,629.00 | .00 | .00 | 14,629.00 | .0% |
| TOTAL REVENUES | 177,911.00 | 177,911.00 | 147,338.83 | 54,596.09 | 30,572.17 | |
| 041 PERMANENT IMPROVEMENT | | | | | | |
| 40 Tax Collections | 3,041,664.00 | 3,041,664.00 | 2,822,711.55 | 1,091,921.51 | 218,952.45 | 92.8% |
| 47 Interest | 150,000.00 | 150,000.00 | 41,023.62 | .00 | 108,976.38 | 27.3% |
| 48 Other Revenue | 133,732.00 | 133,732.00 | 26,557.00 | 11,144.00 | 107,175.00 | 19.9% |
| 73 Draws | 5,375,214.00 | 5,375,214.00 | .00 | .00 | 5,375,214.00 | .0% |
| 80 Transfers | 470,000.00 | 539,000.00 | .00 | .00 | 539,000.00 | .0% |
| TOTAL REVENUES | 9,170,610.00 | 9,239,610.00 | 2,890,292.17 | 1,103,065.51 | 6,349,317.83 | |
| 043 LCETRZ NO1 TAX INCREMENT FUND | | | | | | |
| 47 Interest | .00 | .00 | 4,341.00 | .00 | -4,341.00 | 100.0% |
| 80 Transfers | 191,000.00 | 191,000.00 | .00 | .00 | 191,000.00 | .0% |
| TOTAL REVENUES | 191,000.00 | 191,000.00 | 4,341.00 | .00 | 186,659.00 | |
| 046 TJJD (P) JJAEP GRANT | | | | | | |

REVENUE SUMMARIES REPORT
GROUP SUMMARY FEBRUARY 2024

FOR 2024 05

| | ORIGINAL ESTIM REV | REVISED EST REV | ACTUAL YTD REVENUE | ACTUAL MTD REVENUE | REMAINING REVENUE | PCT COLL |
|---|-----------------------|--------------------|-----------------------|-----------------------|----------------------|-------------|
| 42 Intergovernmental | 80,000.00 | 80,000.00 | 4,130.50 | 4,128.00 | 75,869.50 | 5.2% |
| TOTAL REVENUES | 80,000.00 | 80,000.00 | 4,130.50 | 4,128.00 | 75,869.50 | |
| 047 TJJD TJJD DSA RISK & NEEDS ASS | | | | | | |
| 42 Intergovernmental | 15,628.00 | 15,628.00 | 14,105.36 | .00 | 1,522.64 | 90.3% |
| TOTAL REVENUES | 15,628.00 | 15,628.00 | 14,105.36 | .00 | 1,522.64 | |
| 048 TJJD DSA RESIDENTIAL PROJECTS | | | | | | |
| 42 Intergovernmental | 127,520.00 | 127,520.00 | .00 | .00 | 127,520.00 | .0% |
| TOTAL REVENUES | 127,520.00 | 127,520.00 | .00 | .00 | 127,520.00 | |
| 049 TJJD DSA PREVENT/INTERVENTION | | | | | | |
| 42 Intergovernmental | .00 | 66,000.00 | 33,000.00 | 5,500.00 | 33,000.00 | 50.0% |
| TOTAL REVENUES | .00 | 66,000.00 | 33,000.00 | 5,500.00 | 33,000.00 | |
| 050 JUVENILE STAR PROGRAM | | | | | | |
| 42 Intergovernmental | 260,000.00 | 260,000.00 | 120,500.00 | .00 | 139,500.00 | 46.3% |
| 48 Other Revenue | 1,895.00 | 1,895.00 | .00 | .00 | 1,895.00 | .0% |
| 80 Transfers | 119,605.00 | 119,605.00 | .00 | .00 | 119,605.00 | .0% |
| TOTAL REVENUES | 381,500.00 | 381,500.00 | 120,500.00 | .00 | 261,000.00 | |
| 051 JUVENILE PROBATION | | | | | | |
| 45 Charges for Services | 5,000.00 | 5,000.00 | 670.00 | 120.00 | 4,330.00 | 13.4% |
| 47 Interest | 10,000.00 | 10,000.00 | 75,004.75 | .00 | -65,004.75 | 750.0% |
| 48 Other Revenue | 2,000.00 | 2,000.00 | 385.12 | 210.76 | 1,614.88 | 19.3% |
| 73 Draws | 7,577,191.00 | 7,577,191.00 | .00 | .00 | 7,577,191.00 | .0% |
| 80 Transfers | 1,000,000.00 | 1,000,000.00 | 416,666.62 | 83,333.34 | 583,333.38 | 41.7% |
| TOTAL REVENUES | 8,594,191.00 | 8,594,191.00 | 492,726.49 | 83,664.10 | 8,101,464.51 | |
| 054 TJJD (A) JUV PROB COMM GRANT | | | | | | |

REVENUE SUMMARIES REPORT
GROUP SUMMARY FEBRUARY 2024

FOR 2024 05

| | ORIGINAL ESTIM REV | REVISED EST REV | ACTUAL YTD REVENUE | ACTUAL MTD REVENUE | REMAINING REVENUE | PCT COLL |
|---|-----------------------|---------------------|-----------------------|-----------------------|----------------------|-------------|
| 42 Intergovernmental | 2,554,349.00 | 2,554,349.00 | 1,533,635.40 | 182,597.00 | 1,020,713.60 | 60.0% |
| 80 Transfers | 260,619.00 | 260,619.00 | .00 | .00 | 260,619.00 | .0% |
| TOTAL REVENUES | 2,814,968.00 | 2,814,968.00 | 1,533,635.40 | 182,597.00 | 1,281,332.60 | |
| 055 JUVENILE DETENTION | | | | | | |
| 45 Charges for Services | 755,305.00 | 755,305.00 | 308,380.00 | .00 | 446,925.00 | 40.8% |
| 80 Transfers | 4,777,391.00 | 4,777,391.00 | .00 | .00 | 4,777,391.00 | .0% |
| TOTAL REVENUES | 5,532,696.00 | 5,532,696.00 | 308,380.00 | .00 | 5,224,316.00 | |
| 057 JUVENILE FOOD SERVICE | | | | | | |
| 42 Intergovernmental | 157,449.00 | 163,896.00 | 64,159.55 | 6,466.40 | 99,736.45 | 39.1% |
| 48 Other Revenue | 6,405.00 | 6,405.00 | 287.24 | .00 | 6,117.76 | 4.5% |
| 80 Transfers | 255,242.00 | 255,242.00 | .00 | .00 | 255,242.00 | .0% |
| TOTAL REVENUES | 419,096.00 | 425,543.00 | 64,446.79 | 6,466.40 | 361,096.21 | |
| 067 CJD DWI COURT GRANT | | | | | | |
| 42 Intergovernmental | 50,796.00 | 50,796.00 | 8,107.15 | .00 | 42,688.85 | 16.0% |
| TOTAL REVENUES | 50,796.00 | 50,796.00 | 8,107.15 | .00 | 42,688.85 | |
| 070 ON LINE ACCESS | | | | | | |
| 47 Interest | 7,000.00 | 7,000.00 | 3,342.67 | .00 | 3,657.33 | 47.8% |
| 73 Draws | 178,000.00 | 178,000.00 | .00 | .00 | 178,000.00 | .0% |
| TOTAL REVENUES | 185,000.00 | 185,000.00 | 3,342.67 | .00 | 181,657.33 | |
| 072 CJD DRUG COURT GRANT | | | | | | |
| 42 Intergovernmental | 50,796.00 | 50,796.00 | 5,325.71 | .00 | 45,470.29 | 10.5% |
| TOTAL REVENUES | 50,796.00 | 50,796.00 | 5,325.71 | .00 | 45,470.29 | |
| 074 COUNTY DRUG COURT COURT COST | | | | | | |

REVENUE SUMMARIES REPORT
GROUP SUMMARY FEBRUARY 2024

FOR 2024 05

| | ORIGINAL ESTIM REV | REVISED EST REV | ACTUAL YTD REVENUE | ACTUAL MTD REVENUE | REMAINING REVENUE | PCT COLL |
|--------------------------------------|-----------------------|---------------------|-----------------------|-----------------------|----------------------|-------------|
| 43 Fees | 24,000.00 | 24,000.00 | 10,909.00 | 2,355.77 | 13,091.00 | 45.5% |
| 47 Interest | 9,000.00 | 9,000.00 | 3,099.74 | .00 | 5,900.26 | 34.4% |
| TOTAL REVENUES | 33,000.00 | 33,000.00 | 14,008.74 | 2,355.77 | 18,991.26 | |
| 075 DISPUTE RESOLUTION | | | | | | |
| 43 Fees | 420,625.00 | 420,625.00 | 136,524.50 | 24,417.27 | 284,100.50 | 32.5% |
| 47 Interest | 1,000.00 | 1,000.00 | 505.90 | .00 | 494.10 | 50.6% |
| TOTAL REVENUES | 421,625.00 | 421,625.00 | 137,030.40 | 24,417.27 | 284,594.60 | |
| 076 USDA AG MEDIATION GRANT | | | | | | |
| 42 Intergovernmental | 300,000.00 | 300,000.00 | 38,646.30 | .00 | 261,353.70 | 12.9% |
| 43 Fees | 1,500.00 | 1,500.00 | .00 | .00 | 1,500.00 | .0% |
| 48 Other Revenue | 118,500.00 | 118,500.00 | 2,340.00 | .00 | 116,160.00 | 2.0% |
| 80 Transfers | .00 | .00 | 14,222.70 | .00 | -14,222.70 | 100.0% |
| TOTAL REVENUES | 420,000.00 | 420,000.00 | 55,209.00 | .00 | 364,791.00 | |
| 077 DOMESTIC RELATIONS OFFICE | | | | | | |
| 42 Intergovernmental | .00 | 7,625.00 | 7,625.00 | .00 | .00 | 100.0% |
| 43 Fees | 150,480.00 | 150,480.00 | 49,688.87 | 2,255.90 | 100,791.13 | 33.0% |
| 47 Interest | .00 | .00 | 250.77 | .00 | -250.77 | 100.0% |
| 73 Draws | 28,665.00 | 28,665.00 | .00 | .00 | 28,665.00 | .0% |
| TOTAL REVENUES | 179,145.00 | 186,770.00 | 57,564.64 | 2,255.90 | 129,205.36 | |
| 079 VENUE HOT & STVR TAX | | | | | | |
| 40 Tax Collections | 3,206,050.00 | 3,206,050.00 | 999,475.85 | 177,634.52 | 2,206,574.15 | 31.2% |
| 47 Interest | 300,000.00 | 300,000.00 | 213,561.18 | 43,359.20 | 86,438.82 | 71.2% |
| 48 Other Revenue | 20,000.00 | 20,000.00 | 762.30 | .00 | 19,237.70 | 3.8% |
| 80 Transfers | 35,000.00 | 35,000.00 | .00 | .00 | 35,000.00 | .0% |
| TOTAL REVENUES | 3,561,050.00 | 3,561,050.00 | 1,213,799.33 | 220,993.72 | 2,347,250.67 | |
| 081 LAW LIBRARY | | | | | | |

REVENUE SUMMARIES REPORT
GROUP SUMMARY FEBRUARY 2024

FOR 2024 05

| | ORIGINAL ESTIM REV | REVISED EST REV | ACTUAL YTD REVENUE | ACTUAL MTD REVENUE | REMAINING REVENUE | PCT COLL |
|---|-----------------------|---------------------|-----------------------|-----------------------|----------------------|-------------|
| 45 Charges for Services | 172,200.00 | 172,200.00 | 64,257.07 | 14,569.22 | 107,942.93 | 37.3% |
| 47 Interest | 75.00 | 75.00 | -31.56 | .00 | 106.56 | -42.1% |
| 48 Other Revenue | 275.00 | 275.00 | 24.00 | 1.60 | 251.00 | 8.7% |
| 80 Transfers | 27,946.00 | 27,946.00 | .00 | .00 | 27,946.00 | .0% |
| TOTAL REVENUES | 200,496.00 | 200,496.00 | 64,249.51 | 14,570.82 | 136,246.49 | |
| 083 ELECTION SERVICES | | | | | | |
| 45 Charges for Services | 1,067,774.00 | 1,067,774.00 | .00 | .00 | 1,067,774.00 | .0% |
| TOTAL REVENUES | 1,067,774.00 | 1,067,774.00 | .00 | .00 | 1,067,774.00 | |
| 085 ELECTION ADMINISTRATION | | | | | | |
| 45 Charges for Services | 35,300.00 | 35,300.00 | .00 | .00 | 35,300.00 | .0% |
| 47 Interest | 7,000.00 | 7,000.00 | 3,012.32 | .00 | 3,987.68 | 43.0% |
| TOTAL REVENUES | 42,300.00 | 42,300.00 | 3,012.32 | .00 | 39,287.68 | |
| 086 ELECTION EQUIPMENT | | | | | | |
| 45 Charges for Services | 106,000.00 | 106,000.00 | .00 | .00 | 106,000.00 | .0% |
| 47 Interest | 5,000.00 | 5,000.00 | 5,676.33 | .00 | -676.33 | 113.5% |
| TOTAL REVENUES | 111,000.00 | 111,000.00 | 5,676.33 | .00 | 105,323.67 | |
| 090 DIST CLK RECORDS MGT. AND PRES | | | | | | |
| 43 Fees | 550.00 | 550.00 | 120.52 | 28.58 | 429.48 | 21.9% |
| 47 Interest | 1,600.00 | 1,600.00 | 394.37 | .00 | 1,205.63 | 24.6% |
| 73 Draws | 21,960.00 | 21,960.00 | .00 | .00 | 21,960.00 | .0% |
| TOTAL REVENUES | 24,110.00 | 24,110.00 | 514.89 | 28.58 | 23,595.11 | |
| 091 CTY CLK RECORDS MGT. AND PRES | | | | | | |
| 43 Fees | 553,500.00 | 553,500.00 | 181,274.64 | 35,954.43 | 372,225.36 | 32.8% |
| 47 Interest | 171,000.00 | 171,000.00 | 58,215.38 | .00 | 112,784.62 | 34.0% |
| TOTAL REVENUES | 724,500.00 | 724,500.00 | 239,490.02 | 35,954.43 | 485,009.98 | |

REVENUE SUMMARIES REPORT
GROUP SUMMARY FEBRUARY 2024

FOR 2024 05

| | ORIGINAL ESTIM REV | REVISED EST REV | ACTUAL YTD REVENUE | ACTUAL MTD REVENUE | REMAINING REVENUE | PCT COLL |
|---|-----------------------|--------------------|-----------------------|-----------------------|----------------------|-------------|
| 092 CTY RECORDS MGT. AND PRES | | | | | | |
| 43 Fees | 83,715.00 | 83,715.00 | 68,788.25 | 15,709.45 | 14,926.75 | 82.2% |
| 47 Interest | 6,000.00 | 6,000.00 | 5,553.04 | .00 | 446.96 | 92.6% |
| TOTAL REVENUES | 89,715.00 | 89,715.00 | 74,341.29 | 15,709.45 | 15,373.71 | |
| 093 COURTHOUSE SECURITY | | | | | | |
| 43 Fees | 137,607.00 | 137,607.00 | 59,660.13 | 11,033.79 | 77,946.87 | 43.4% |
| 47 Interest | 3,000.00 | 3,000.00 | 1,857.22 | .00 | 1,142.78 | 61.9% |
| TOTAL REVENUES | 140,607.00 | 140,607.00 | 61,517.35 | 11,033.79 | 79,089.65 | |
| 094 COURT RECORD PRESERVATION | | | | | | |
| 43 Fees | 300.00 | 300.00 | 59.66 | 6.48 | 240.34 | 19.9% |
| 47 Interest | 9,000.00 | 9,000.00 | 2,782.75 | .00 | 6,217.25 | 30.9% |
| 73 Draws | 46,200.00 | 46,200.00 | .00 | .00 | 46,200.00 | .0% |
| TOTAL REVENUES | 55,500.00 | 55,500.00 | 2,842.41 | 6.48 | 52,657.59 | |
| 095 LOCAL TRUANCY PREVENT & DIVERS | | | | | | |
| 43 Fees | 14,338.00 | 14,338.00 | 5,942.12 | 1,508.89 | 8,395.88 | 41.4% |
| 47 Interest | 1,160.00 | 1,160.00 | 554.73 | .00 | 605.27 | 47.8% |
| TOTAL REVENUES | 15,498.00 | 15,498.00 | 6,496.85 | 1,508.89 | 9,001.15 | |
| 096 HISTORICAL COMMISSION | | | | | | |
| 47 Interest | 1,000.00 | 1,000.00 | 111.06 | .00 | 888.94 | 11.1% |
| 80 Transfers | 6,200.00 | 6,200.00 | .00 | .00 | 6,200.00 | .0% |
| TOTAL REVENUES | 7,200.00 | 7,200.00 | 111.06 | .00 | 7,088.94 | |
| 097 CHILD ABUSE PREVENTION | | | | | | |

REVENUE SUMMARIES REPORT
GROUP SUMMARY FEBRUARY 2024

FOR 2024 05

| | ORIGINAL ESTIM REV | REVISED EST REV | ACTUAL YTD REVENUE | ACTUAL MTD REVENUE | REMAINING REVENUE | PCT COLL |
|--|----------------------|----------------------|----------------------|--------------------|--------------------|----------|
| 43 Fees | 200.00 | 200.00 | 458.64 | 349.57 | -258.64 | 229.3% |
| 47 Interest | 153.00 | 153.00 | 37.57 | .00 | 115.43 | 24.6% |
| TOTAL REVENUES | 353.00 | 353.00 | 496.21 | 349.57 | -143.21 | |
| 099 CTY/DIST COURT TECHNOLOGY | | | | | | |
| 43 Fees | 4,500.00 | 4,500.00 | 2,028.16 | 445.80 | 2,471.84 | 45.1% |
| 47 Interest | 2,500.00 | 2,500.00 | 875.87 | .00 | 1,624.13 | 35.0% |
| TOTAL REVENUES | 7,000.00 | 7,000.00 | 2,904.03 | 445.80 | 4,095.97 | |
| 102 DIST COURT RECORDS TECHNOLOGY | | | | | | |
| 43 Fees | 750.00 | 750.00 | 117.29 | 29.02 | 632.71 | 15.6% |
| 47 Interest | 4,750.00 | 4,750.00 | 609.93 | .00 | 4,140.07 | 12.8% |
| 73 Draws | 54,500.00 | 54,500.00 | .00 | .00 | 54,500.00 | .0% |
| TOTAL REVENUES | 60,000.00 | 60,000.00 | 727.22 | 29.02 | 59,272.78 | |
| 103 COUNTY CLERK RECORDS ARCHIVES | | | | | | |
| 43 Fees | 550,000.00 | 550,000.00 | 179,060.00 | 35,450.00 | 370,940.00 | 32.6% |
| 47 Interest | 120,000.00 | 120,000.00 | 41,247.65 | .00 | 78,752.35 | 34.4% |
| TOTAL REVENUES | 670,000.00 | 670,000.00 | 220,307.65 | 35,450.00 | 449,692.35 | |
| 105 COMMUNITY/ECONOMIC DEV PRG | | | | | | |
| 42 Intergovernmental | 46,950.00 | 46,950.00 | .00 | .00 | 46,950.00 | .0% |
| 47 Interest | 20,000.00 | 20,000.00 | 5,559.69 | .00 | 14,440.31 | 27.8% |
| TOTAL REVENUES | 66,950.00 | 66,950.00 | 5,559.69 | .00 | 61,390.31 | |
| 106 AMERICAN RESCUE PLAN ACT | | | | | | |
| 42 Intergovernmental | 22,913,060.00 | 22,913,060.00 | 21,428,630.29 | .00 | 1,484,429.71 | 93.5% |
| 47 Interest | .00 | .00 | 1,600,522.53 | .00 | -1,600,522.53 | 100.0% |
| TOTAL REVENUES | 22,913,060.00 | 22,913,060.00 | 23,029,152.82 | .00 | -116,092.82 | |
| 108 JP1 JUSTICE COURT TECHNOLOGY | | | | | | |

REVENUE SUMMARIES REPORT
GROUP SUMMARY FEBRUARY 2024

FOR 2024 05

| | ORIGINAL ESTIM REV | REVISED EST REV | ACTUAL YTD REVENUE | ACTUAL MTD REVENUE | REMAINING REVENUE | PCT COLL |
|---|-----------------------|--------------------|-----------------------|-----------------------|----------------------|-------------|
| 43 Fees | 6,500.00 | 6,500.00 | 2,074.49 | 578.95 | 4,425.51 | 31.9% |
| 47 Interest | 2,000.00 | 2,000.00 | 662.15 | .00 | 1,337.85 | 33.1% |
| 73 Draws | 20,301.00 | 20,301.00 | .00 | .00 | 20,301.00 | .0% |
| TOTAL REVENUES | 28,801.00 | 28,801.00 | 2,736.64 | 578.95 | 26,064.36 | |
| 109 JP2 JUSTICE COURT TECHNOLOGY | | | | | | |
| 43 Fees | 2,400.00 | 2,400.00 | 1,004.14 | 163.36 | 1,395.86 | 41.8% |
| 47 Interest | 3,000.00 | 3,000.00 | 987.55 | .00 | 2,012.45 | 32.9% |
| 73 Draws | 14,600.00 | 14,600.00 | .00 | .00 | 14,600.00 | .0% |
| TOTAL REVENUES | 20,000.00 | 20,000.00 | 1,991.69 | 163.36 | 18,008.31 | |
| 110 JP3 JUSTICE COURT TECHNOLOGY | | | | | | |
| 43 Fees | 2,000.00 | 2,000.00 | 529.34 | 146.80 | 2,459.66 | 26.5% |
| 47 Interest | 1,000.00 | 1,000.00 | 266.59 | .00 | 733.41 | 26.7% |
| TOTAL REVENUES | 3,000.00 | 3,000.00 | 795.93 | 146.80 | 3,193.07 | |
| 111 JP4 JUSTICE COURT TECHNOLOGY | | | | | | |
| 43 Fees | 5,000.00 | 5,000.00 | 1,553.74 | 471.78 | 3,446.26 | 31.1% |
| 47 Interest | 3,500.00 | 3,500.00 | 959.44 | .00 | 2,540.56 | 27.4% |
| 73 Draws | 23,050.00 | 23,050.00 | .00 | .00 | 23,050.00 | .0% |
| TOTAL REVENUES | 31,550.00 | 31,550.00 | 2,513.18 | 471.78 | 29,036.82 | |
| 112 COURT FACILITY FEE | | | | | | |
| 43 Fees | 107,125.00 | 107,125.00 | 19,106.78 | .00 | 88,018.22 | 17.8% |
| 47 Interest | 2,600.00 | 2,600.00 | 1,797.36 | .00 | 802.64 | 69.1% |
| TOTAL REVENUES | 109,725.00 | 109,725.00 | 20,904.14 | .00 | 88,820.86 | |
| 114 JUDICIAL EDUCATION & SUPPORT | | | | | | |

REVENUE SUMMARIES REPORT
GROUP SUMMARY FEBRUARY 2024

FOR 2024 05

| | ORIGINAL ESTIM REV | REVISED EST REV | ACTUAL YTD REVENUE | ACTUAL MTD REVENUE | REMAINING REVENUE | PCT COLL |
|---------------------------------------|---------------------|---------------------|--------------------|--------------------|---------------------|----------|
| 43 Fees | 5,600.00 | 5,600.00 | 1,635.00 | 330.00 | 3,965.00 | 29.2% |
| 47 Interest | 175.00 | 175.00 | 94.90 | .00 | 80.10 | 54.2% |
| TOTAL REVENUES | 5,775.00 | 5,775.00 | 1,729.90 | 330.00 | 4,045.10 | |
| 115 LANGUAGE ACCESS | | | | | | |
| 43 Fees | 36,515.00 | 36,515.00 | 15,622.19 | 3,308.15 | 20,892.81 | 42.8% |
| 47 Interest | 1,000.00 | 1,000.00 | 675.58 | .00 | 324.42 | 67.6% |
| TOTAL REVENUES | 37,515.00 | 37,515.00 | 16,297.77 | 3,308.15 | 21,217.23 | |
| 122 SHERIFF CONTRABAND | | | | | | |
| 46 Fines/Forfeitures | 143,648.00 | 143,648.00 | 62,599.24 | .00 | 81,048.76 | 43.6% |
| 47 Interest | 15,000.00 | 15,000.00 | 4,022.21 | .00 | 10,977.79 | 26.8% |
| 48 Other Revenue | .00 | .00 | 984.32 | .00 | -984.32 | 100.0% |
| 73 Draws | 169,352.00 | 169,352.00 | .00 | .00 | 169,352.00 | .0% |
| TOTAL REVENUES | 328,000.00 | 328,000.00 | 67,605.77 | .00 | 260,394.23 | |
| 124 INMATE SUPPLY | | | | | | |
| 47 Interest | 60,000.00 | 60,000.00 | 19,331.04 | .00 | 40,668.96 | 32.2% |
| 48 Other Revenue | 1,005,000.00 | 1,005,000.00 | 83,369.27 | .00 | 921,630.73 | 8.3% |
| 73 Draws | 49,000.00 | 49,000.00 | .00 | .00 | 49,000.00 | .0% |
| TOTAL REVENUES | 1,114,000.00 | 1,114,000.00 | 102,700.31 | .00 | 1,011,299.69 | |
| 126 VINE GRANT | | | | | | |
| 42 Intergovernmental | 30,171.00 | 30,286.00 | 7,571.32 | .00 | 22,714.68 | 25.0% |
| TOTAL REVENUES | 30,171.00 | 30,286.00 | 7,571.32 | .00 | 22,714.68 | |
| 128 HOMELAND SECURITY GRANT | | | | | | |
| 42 Intergovernmental | 212,674.00 | 212,674.00 | 48,259.58 | .00 | 164,414.42 | 22.7% |
| TOTAL REVENUES | 212,674.00 | 212,674.00 | 48,259.58 | .00 | 164,414.42 | |
| 129 HAZARD MITIGATION GRANT-EM | | | | | | |

REVENUE SUMMARIES REPORT
GROUP SUMMARY FEBRUARY 2024

FOR 2024 05

| | ORIGINAL ESTIM REV | REVISED EST REV | ACTUAL YTD REVENUE | ACTUAL MTD REVENUE | REMAINING REVENUE | PCT COLL |
|--|-----------------------|--------------------|-----------------------|-----------------------|----------------------|-------------|
| 42 Intergovernmental | 243,600.00 | 243,600.00 | .00 | .00 | 243,600.00 | .0% |
| TOTAL REVENUES | 243,600.00 | 243,600.00 | .00 | .00 | 243,600.00 | |
| 130 PROJECT SAFE NEIGHBORHOOD | | | | | | |
| 42 Intergovernmental | 136,000.00 | 136,000.00 | .00 | .00 | 136,000.00 | .0% |
| TOTAL REVENUES | 136,000.00 | 136,000.00 | .00 | .00 | 136,000.00 | |
| 142 LEOSE SHERIFF | | | | | | |
| 42 Intergovernmental | 21,000.00 | 21,000.00 | 24,060.34 | 24,060.34 | -3,060.34 | 114.6% |
| 47 Interest | 5,000.00 | 5,000.00 | 1,666.21 | .00 | 3,333.79 | 33.3% |
| TOTAL REVENUES | 26,000.00 | 26,000.00 | 25,726.55 | 24,060.34 | 273.45 | |
| 145 SHERIFF COMMISSARY SALARY | | | | | | |
| 42 Intergovernmental | 958,673.00 | 958,673.00 | 359,282.56 | 77,757.77 | 599,390.44 | 37.5% |
| TOTAL REVENUES | 958,673.00 | 958,673.00 | 359,282.56 | 77,757.77 | 599,390.44 | |
| 146 LECD EMER COMMUNICATION GRANT | | | | | | |
| 42 Intergovernmental | .00 | 40,250.00 | .00 | .00 | 40,250.00 | .0% |
| TOTAL REVENUES | .00 | 40,250.00 | .00 | .00 | 40,250.00 | |
| 150 TAG GRANT | | | | | | |
| 42 Intergovernmental | 12,552,087.00 | 12,552,087.00 | 733,672.39 | .00 | 11,818,414.61 | 5.8% |
| TOTAL REVENUES | 12,552,087.00 | 12,552,087.00 | 733,672.39 | .00 | 11,818,414.61 | |
| 152 TAG CRIMINAL JUSTICE GRANT | | | | | | |

REVENUE SUMMARIES REPORT
GROUP SUMMARY FEBRUARY 2024

FOR 2024 05

| | ORIGINAL ESTIM REV | REVISED EST REV | ACTUAL YTD REVENUE | ACTUAL MTD REVENUE | REMAINING REVENUE | PCT COLL |
|--|-----------------------|--------------------|-----------------------|-----------------------|----------------------|-------------|
| 42 Intergovernmental | .00 | 23,910.00 | .00 | .00 | 23,910.00 | .0% |
| TOTAL REVENUES | .00 | 23,910.00 | .00 | .00 | 23,910.00 | |
| 161 CDA BUSINESS CRIMES | | | | | | |
| 43 Fees | 35,000.00 | 35,000.00 | .00 | .00 | 35,000.00 | .0% |
| 47 Interest | 3,500.00 | 3,500.00 | .00 | .00 | 3,500.00 | .0% |
| 48 Other Revenue | 48,000.00 | 48,000.00 | .00 | .00 | 48,000.00 | .0% |
| TOTAL REVENUES | 86,500.00 | 86,500.00 | .00 | .00 | 86,500.00 | |
| 163 CDA CONTRABAND | | | | | | |
| 47 Interest | 4,000.00 | 4,000.00 | .00 | .00 | 4,000.00 | .0% |
| 48 Other Revenue | 96,000.00 | 96,000.00 | .00 | .00 | 96,000.00 | .0% |
| TOTAL REVENUES | 100,000.00 | 100,000.00 | .00 | .00 | 100,000.00 | |
| 164 CDA SPATTF GRANT | | | | | | |
| 42 Intergovernmental | 960,920.00 | 960,920.00 | 174,890.76 | .00 | 786,029.24 | 18.2% |
| 47 Interest | .00 | .00 | 13,001.37 | 155.99 | -13,001.37 | 100.0% |
| 48 Other Revenue | 298,420.00 | 298,420.00 | 173,400.23 | 25,360.00 | 125,019.77 | 58.1% |
| 80 Transfers | 242,828.00 | 242,828.00 | 1,193.94 | .00 | 241,634.06 | .5% |
| TOTAL REVENUES | 1,502,168.00 | 1,502,168.00 | 362,486.30 | 25,515.99 | 1,139,681.70 | |
| 166 CDA JAG GRANT | | | | | | |
| 42 Intergovernmental | 191,119.00 | 191,119.00 | 108,801.31 | .00 | 82,317.69 | 56.9% |
| 47 Interest | .00 | .00 | 10,140.90 | 505.11 | -10,140.90 | 100.0% |
| TOTAL REVENUES | 191,119.00 | 191,119.00 | 118,942.21 | 505.11 | 72,176.79 | |
| 168 CDA Border Prosecution Unit | | | | | | |
| 42 Intergovernmental | 439,530.00 | 729,299.00 | 32,108.14 | .00 | 697,190.86 | 4.4% |
| TOTAL REVENUES | 439,530.00 | 729,299.00 | 32,108.14 | .00 | 697,190.86 | |
| 171 CDA VOCA VICTIM ADV PROJECT | | | | | | |

REVENUE SUMMARIES REPORT
GROUP SUMMARY FEBRUARY 2024

FOR 2024 05

| | ORIGINAL ESTIM REV | REVISED EST REV | ACTUAL YTD REVENUE | ACTUAL MTD REVENUE | REMAINING REVENUE | PCT COLL |
|---|-----------------------|---------------------|-----------------------|-----------------------|----------------------|-------------|
| 42 Intergovernmental | 111,173.00 | 111,173.00 | 36,708.85 | .00 | 74,464.15 | 33.0% |
| 80 Transfers | 36,301.00 | 36,301.00 | 9,177.20 | .00 | 27,123.80 | 25.3% |
| TOTAL REVENUES | 147,474.00 | 147,474.00 | 45,886.05 | .00 | 101,587.95 | |
| 202 UNLIMITED TAX ROAD BONDS | | | | | | |
| 40 Tax Collections | 7,834,314.00 | 7,834,314.00 | 7,363,110.51 | 2,848,314.48 | 471,203.49 | 94.0% |
| 47 Interest | 15,000.00 | 15,000.00 | 4,580.45 | .00 | 10,419.55 | 30.5% |
| 48 Other Revenue | 93,807.00 | 93,807.00 | 1,864.97 | .00 | 91,942.03 | 2.0% |
| TOTAL REVENUES | 7,943,121.00 | 7,943,121.00 | 7,369,555.93 | 2,848,314.48 | 573,565.07 | |
| 203 GEN OB REFUNDING BOND SRS 2021 | | | | | | |
| 40 Tax Collections | 906,275.00 | 906,275.00 | 875,013.36 | 338,471.59 | 31,261.64 | 96.6% |
| 47 Interest | 8,000.00 | 8,000.00 | 28,297.79 | .00 | -20,297.79 | 353.7% |
| TOTAL REVENUES | 914,275.00 | 914,275.00 | 903,311.15 | 338,471.59 | 10,963.85 | |
| 208 SPECIAL TAX REVENUE BONDS 2020 | | | | | | |
| 47 Interest | 35,000.00 | 35,000.00 | 6,325.38 | .00 | 28,674.62 | 18.1% |
| 80 Transfers | 1,210,570.00 | 1,210,570.00 | .00 | .00 | 1,210,570.00 | .0% |
| TOTAL REVENUES | 1,245,570.00 | 1,245,570.00 | 6,325.38 | .00 | 1,239,244.62 | |
| 301 MPO ROAD CONSTRUCTION | | | | | | |
| 47 Interest | 29,313.00 | 29,313.00 | 3,655.88 | .00 | 25,657.12 | 12.5% |
| 73 Draws | 563,979.00 | 563,979.00 | .00 | .00 | 563,979.00 | .0% |
| 80 Transfers | 250,000.00 | 250,000.00 | .00 | .00 | 250,000.00 | .0% |
| TOTAL REVENUES | 843,292.00 | 843,292.00 | 3,655.88 | .00 | 839,636.12 | |
| 302 TAX ROAD BOND CONTRUCTION | | | | | | |
| 47 Interest | 750,000.00 | 750,000.00 | 574,170.06 | .00 | 175,829.94 | 76.6% |

REVENUE SUMMARIES REPORT
GROUP SUMMARY FEBRUARY 2024

FOR 2024 05

| | ORIGINAL ESTIM REV | REVISED EST REV | ACTUAL YTD REVENUE | ACTUAL MTD REVENUE | REMAINING REVENUE | PCT COLL |
|--|-----------------------|--------------------|-----------------------|-----------------------|----------------------|-------------|
| 73 Draws | 59,059,148.00 | 59,059,148.00 | .00 | .00 | 59,059,148.00 | .0% |
| TOTAL REVENUES | 59,809,148.00 | 59,809,148.00 | 574,170.06 | .00 | 59,234,977.94 | |
| 304 MEDICAL EXAMINER CONSTRUCTION | | | | | | |
| 48 Other Revenue | .00 | .00 | 35,492,951.17 | 35,492,951.17 | -35,492,951.17 | 100.0% |
| TOTAL REVENUES | .00 | .00 | 35,492,951.17 | 35,492,951.17 | -35,492,951.17 | |
| 307 CRTS RENOVATIONS #2 | | | | | | |
| 47 Interest | 60,000.00 | 60,000.00 | 23,212.89 | .00 | 36,787.11 | 38.7% |
| 73 Draws | 2,400,000.00 | 2,400,000.00 | .00 | .00 | 2,400,000.00 | .0% |
| 80 Transfers | 2,753,000.00 | 2,753,000.00 | .00 | .00 | 2,753,000.00 | .0% |
| TOTAL REVENUES | 5,213,000.00 | 5,213,000.00 | 23,212.89 | .00 | 5,189,787.11 | |
| 308 VENUE CAPITAL PROJECT | | | | | | |
| 47 Interest | 20,000.00 | 20,000.00 | 1,119.14 | .00 | 18,880.86 | 5.6% |
| 73 Draws | 180,200.00 | 180,200.00 | .00 | .00 | 180,200.00 | .0% |
| 80 Transfers | .00 | 1,800,000.00 | .00 | .00 | 1,800,000.00 | .0% |
| TOTAL REVENUES | 200,200.00 | 2,000,200.00 | 1,119.14 | .00 | 1,999,080.86 | |
| 401 EMPLOYEE HEALTH BENEFIT | | | | | | |
| 47 Interest | 180,000.00 | 180,000.00 | 36,249.79 | .00 | 143,750.21 | 20.1% |
| 48 Other Revenue | 12,917,000.00 | 12,917,000.00 | 5,637,550.23 | 1,066,159.53 | 7,279,449.77 | 43.6% |
| 73 Draws | 2,368,000.00 | 2,368,000.00 | .00 | .00 | 2,368,000.00 | .0% |
| TOTAL REVENUES | 15,465,000.00 | 15,465,000.00 | 5,673,800.02 | 1,066,159.53 | 9,791,199.98 | |
| 403 WORKERS COMPENSATION | | | | | | |
| 47 Interest | 100,000.00 | 100,000.00 | 106,480.68 | .00 | -6,480.68 | 106.5% |
| 48 Other Revenue | 1,810,500.00 | 1,810,500.00 | 960,753.02 | 263,741.88 | 849,746.98 | 53.1% |
| 73 Draws | 3,756,475.00 | 3,756,475.00 | .00 | .00 | 3,756,475.00 | .0% |
| TOTAL REVENUES | 5,666,975.00 | 5,666,975.00 | 1,067,233.70 | 263,741.88 | 4,599,741.30 | |
| GRAND TOTAL | 345,624,558.00 | 347,935,413.00 | 185,415,110.81 | 80,508,685.30 | 162,521,391.19 | 53.3% |

REVENUE SUMMARIES REPORT
GROUP SUMMARY FEBRUARY 2024

FOR 2024 05

| | ORIGINAL ESTIM REV | REVISED EST REV | ACTUAL YTD REVENUE | ACTUAL MTD REVENUE | REMAINING REVENUE | PCT COLL |
|--|-----------------------|--------------------|-----------------------|-----------------------|----------------------|-------------|
|--|-----------------------|--------------------|-----------------------|-----------------------|----------------------|-------------|

** END OF REPORT - Generated by Scott, Rhonda **

REVENUE SUMMARIES REPORT
FUND SUMMARY FEBRUARY 2024

FOR 2024 05

| | ORIGINAL ESTIM REV | REVISED EST REV | ACTUAL YTD REVENUE | ACTUAL MTD REVENUE | REMAINING REVENUE | PCT COLL |
|---|-----------------------|--------------------|-----------------------|-----------------------|----------------------|-------------|
| 011 GENERAL FUND | | | | | | |
| TOTAL REVENUES | 153,915,013.00 | 153,922,752.00 | 99,591,735.70 | 38,091,352.24 | 54,331,116.30 | |
| 020 CONSOLIDATED ROAD AND BRIDGE | | | | | | |
| TOTAL REVENUES | 16,937,227.00 | 16,937,227.00 | 1,488,334.50 | 303,341.30 | 15,448,892.50 | |
| 031 PRECINCT 1 PARK | | | | | | |
| TOTAL REVENUES | 245,083.00 | 245,083.00 | 151,579.89 | 54,996.09 | 93,503.11 | |
| 032 SLATON/ROOSEVELT PARK | | | | | | |
| TOTAL REVENUES | 160,582.00 | 160,582.00 | 146,183.16 | 56,396.09 | 14,398.84 | |
| 033 IDALOU/NEW DEAL PARK | | | | | | |
| TOTAL REVENUES | 159,115.00 | 159,115.00 | 146,047.98 | 54,996.09 | 13,067.02 | |
| 034 SHALLOWATER PARK | | | | | | |
| TOTAL REVENUES | 177,911.00 | 177,911.00 | 147,338.83 | 54,596.09 | 30,572.17 | |
| 041 PERMANENT IMPROVEMENT | | | | | | |
| TOTAL REVENUES | 9,170,610.00 | 9,239,610.00 | 2,890,292.17 | 1,103,065.51 | 6,349,317.83 | |
| 043 LCETRZ NO1 TAX INCREMENT FUND | | | | | | |
| TOTAL REVENUES | 191,000.00 | 191,000.00 | 4,341.00 | .00 | 186,659.00 | |
| 046 TJJD (P) JJAEP GRANT | | | | | | |
| TOTAL REVENUES | 80,000.00 | 80,000.00 | 4,130.50 | 4,128.00 | 75,869.50 | |
| 047 TJJD TJJD DSA RISK & NEEDS ASS | | | | | | |
| TOTAL REVENUES | 15,628.00 | 15,628.00 | 14,105.36 | .00 | 1,522.64 | |
| 048 TJJD DSA RESIDENTIAL PROJECTS | | | | | | |
| TOTAL REVENUES | 127,520.00 | 127,520.00 | .00 | .00 | 127,520.00 | |
| 049 TJJD DSA PREVENT/INTERVENTION | | | | | | |

REVENUE SUMMARIES REPORT
FUND SUMMARY FEBRUARY 2024

FOR 2024 05

| | ORIGINAL ESTIM REV | REVISED EST REV | ACTUAL YTD REVENUE | ACTUAL MTD REVENUE | REMAINING REVENUE | PCT COLL |
|---|-----------------------|--------------------|-----------------------|-----------------------|----------------------|-------------|
| TOTAL REVENUES | .00 | 66,000.00 | 33,000.00 | 5,500.00 | 33,000.00 | |
| 050 JUVENILE STAR PROGRAM | | | | | | |
| TOTAL REVENUES | 381,500.00 | 381,500.00 | 120,500.00 | .00 | 261,000.00 | |
| 051 JUVENILE PROBATION | | | | | | |
| TOTAL REVENUES | 8,594,191.00 | 8,594,191.00 | 492,726.49 | 83,664.10 | 8,101,464.51 | |
| 054 TJJD (A) JUV PROB COMM GRANT | | | | | | |
| TOTAL REVENUES | 2,814,968.00 | 2,814,968.00 | 1,533,635.40 | 182,597.00 | 1,281,332.60 | |
| 055 JUVENILE DETENTION | | | | | | |
| TOTAL REVENUES | 5,532,696.00 | 5,532,696.00 | 308,380.00 | .00 | 5,224,316.00 | |
| 057 JUVENILE FOOD SERVICE | | | | | | |
| TOTAL REVENUES | 419,096.00 | 425,543.00 | 64,446.79 | 6,466.40 | 361,096.21 | |
| 067 CJD DWI COURT GRANT | | | | | | |
| TOTAL REVENUES | 50,796.00 | 50,796.00 | 8,107.15 | .00 | 42,688.85 | |
| 070 ON LINE ACCESS | | | | | | |
| TOTAL REVENUES | 185,000.00 | 185,000.00 | 3,342.67 | .00 | 181,657.33 | |
| 072 CJD DRUG COURT GRANT | | | | | | |
| TOTAL REVENUES | 50,796.00 | 50,796.00 | 5,325.71 | .00 | 45,470.29 | |
| 074 COUNTY DRUG COURT COURT COST | | | | | | |
| TOTAL REVENUES | 33,000.00 | 33,000.00 | 14,008.74 | 2,355.77 | 18,991.26 | |
| 075 DISPUTE RESOLUTION | | | | | | |
| TOTAL REVENUES | 421,625.00 | 421,625.00 | 137,030.40 | 24,417.27 | 284,594.60 | |
| 076 USDA AG MEDIATION GRANT | | | | | | |

REVENUE SUMMARIES REPORT
FUND SUMMARY FEBRUARY 2024

FOR 2024 05

| | ORIGINAL ESTIM REV | REVISED EST REV | ACTUAL YTD REVENUE | ACTUAL MTD REVENUE | REMAINING REVENUE | PCT COLL |
|---|-----------------------|--------------------|-----------------------|-----------------------|----------------------|-------------|
| TOTAL REVENUES | 420,000.00 | 420,000.00 | 55,209.00 | .00 | 364,791.00 | |
| 077 DOMESTIC RELATIONS OFFICE | | | | | | |
| TOTAL REVENUES | 179,145.00 | 186,770.00 | 57,564.64 | 2,255.90 | 129,205.36 | |
| 079 VENUE HOT & STVR TAX | | | | | | |
| TOTAL REVENUES | 3,561,050.00 | 3,561,050.00 | 1,213,799.33 | 220,993.72 | 2,347,250.67 | |
| 081 LAW LIBRARY | | | | | | |
| TOTAL REVENUES | 200,496.00 | 200,496.00 | 64,249.51 | 14,570.82 | 136,246.49 | |
| 083 ELECTION SERVICES | | | | | | |
| TOTAL REVENUES | 1,067,774.00 | 1,067,774.00 | .00 | .00 | 1,067,774.00 | |
| 085 ELECTION ADMINISTRATION | | | | | | |
| TOTAL REVENUES | 42,300.00 | 42,300.00 | 3,012.32 | .00 | 39,287.68 | |
| 086 ELECTION EQUIPMENT | | | | | | |
| TOTAL REVENUES | 111,000.00 | 111,000.00 | 5,676.33 | .00 | 105,323.67 | |
| 090 DIST CLK RECORDS MGT. AND PRES | | | | | | |
| TOTAL REVENUES | 24,110.00 | 24,110.00 | 514.89 | 28.58 | 23,595.11 | |
| 091 CTY CLK RECORDS MGT. AND PRES | | | | | | |
| TOTAL REVENUES | 724,500.00 | 724,500.00 | 239,490.02 | 35,954.43 | 485,009.98 | |
| 092 CTY RECORDS MGT. AND PRES | | | | | | |
| TOTAL REVENUES | 89,715.00 | 89,715.00 | 74,341.29 | 15,709.45 | 15,373.71 | |
| 093 COURTHOUSE SECURITY | | | | | | |
| TOTAL REVENUES | 140,607.00 | 140,607.00 | 61,517.35 | 11,033.79 | 79,089.65 | |
| 094 COURT RECORD PRESERVATION | | | | | | |

REVENUE SUMMARIES REPORT
FUND SUMMARY FEBRUARY 2024

FOR 2024 05

| | ORIGINAL ESTIM REV | REVISED EST REV | ACTUAL YTD REVENUE | ACTUAL MTD REVENUE | REMAINING REVENUE | PCT COLL |
|------------------------------------|-----------------------|--------------------|-----------------------|-----------------------|----------------------|-------------|
| TOTAL REVENUES | 55,500.00 | 55,500.00 | 2,842.41 | 6.48 | 52,657.59 | |
| 095 LOCAL TRUANCY PREVENT & DIVERS | | | | | | |
| TOTAL REVENUES | 15,498.00 | 15,498.00 | 6,496.85 | 1,508.89 | 9,001.15 | |
| 096 HISTORICAL COMMISSION | | | | | | |
| TOTAL REVENUES | 7,200.00 | 7,200.00 | 111.06 | .00 | 7,088.94 | |
| 097 CHILD ABUSE PREVENTION | | | | | | |
| TOTAL REVENUES | 353.00 | 353.00 | 496.21 | 349.57 | -143.21 | |
| 099 CTY/DIST COURT TECHNOLOGY | | | | | | |
| TOTAL REVENUES | 7,000.00 | 7,000.00 | 2,904.03 | 445.80 | 4,095.97 | |
| 102 DIST COURT RECORDS TECHNOLOGY | | | | | | |
| TOTAL REVENUES | 60,000.00 | 60,000.00 | 727.22 | 29.02 | 59,272.78 | |
| 103 COUNTY CLERK RECORDS ARCHIVES | | | | | | |
| TOTAL REVENUES | 670,000.00 | 670,000.00 | 220,307.65 | 35,450.00 | 449,692.35 | |
| 105 COMMUNITY/ECONOMIC DEV PRG | | | | | | |
| TOTAL REVENUES | 66,950.00 | 66,950.00 | 5,559.69 | .00 | 61,390.31 | |
| 106 AMERICAN RESCUE PLAN ACT | | | | | | |
| TOTAL REVENUES | 22,913,060.00 | 22,913,060.00 | 23,029,152.82 | .00 | -116,092.82 | |
| 108 JP1 JUSTICE COURT TECHNOLOGY | | | | | | |
| TOTAL REVENUES | 28,801.00 | 28,801.00 | 2,736.64 | 578.95 | 26,064.36 | |
| 109 JP2 JUSTICE COURT TECHNOLOGY | | | | | | |
| TOTAL REVENUES | 20,000.00 | 20,000.00 | 1,991.69 | 163.36 | 18,008.31 | |
| 110 JP3 JUSTICE COURT TECHNOLOGY | | | | | | |

REVENUE SUMMARIES REPORT
FUND SUMMARY FEBRUARY 2024

FOR 2024 05

| | ORIGINAL ESTIM REV | REVISED EST REV | ACTUAL YTD REVENUE | ACTUAL MTD REVENUE | REMAINING REVENUE | PCT COLL |
|---|-----------------------|--------------------|-----------------------|-----------------------|----------------------|-------------|
| TOTAL REVENUES | 3,000.00 | 3,000.00 | 795.93 | 146.80 | 3,193.07 | |
| 111 JP4 JUSTICE COURT TECHNOLOGY | | | | | | |
| TOTAL REVENUES | 31,550.00 | 31,550.00 | 2,513.18 | 471.78 | 29,036.82 | |
| 112 COURT FACILITY FEE | | | | | | |
| TOTAL REVENUES | 109,725.00 | 109,725.00 | 20,904.14 | .00 | 88,820.86 | |
| 114 JUDICIAL EDUCATION & SUPPORT | | | | | | |
| TOTAL REVENUES | 5,775.00 | 5,775.00 | 1,729.90 | 330.00 | 4,045.10 | |
| 115 LANGUAGE ACCESS | | | | | | |
| TOTAL REVENUES | 37,515.00 | 37,515.00 | 16,297.77 | 3,308.15 | 21,217.23 | |
| 122 SHERIFF CONTRABAND | | | | | | |
| TOTAL REVENUES | 328,000.00 | 328,000.00 | 67,605.77 | .00 | 260,394.23 | |
| 124 INMATE SUPPLY | | | | | | |
| TOTAL REVENUES | 1,114,000.00 | 1,114,000.00 | 102,700.31 | .00 | 1,011,299.69 | |
| 126 VINE GRANT | | | | | | |
| TOTAL REVENUES | 30,171.00 | 30,286.00 | 7,571.32 | .00 | 22,714.68 | |
| 128 HOMELAND SECURITY GRANT | | | | | | |
| TOTAL REVENUES | 212,674.00 | 212,674.00 | 48,259.58 | .00 | 164,414.42 | |
| 129 HAZARD MITIGATION GRANT-EM | | | | | | |
| TOTAL REVENUES | 243,600.00 | 243,600.00 | .00 | .00 | 243,600.00 | |
| 130 PROJECT SAFE NEIGHBORHOOD | | | | | | |
| TOTAL REVENUES | 136,000.00 | 136,000.00 | .00 | .00 | 136,000.00 | |
| 142 LEOSE SHERIFF | | | | | | |

REVENUE SUMMARIES REPORT
FUND SUMMARY FEBRUARY 2024

FOR 2024 05

| | ORIGINAL ESTIM REV | REVISED EST REV | ACTUAL YTD REVENUE | ACTUAL MTD REVENUE | REMAINING REVENUE | PCT COLL |
|--|-----------------------|--------------------|-----------------------|-----------------------|----------------------|-------------|
| TOTAL REVENUES | 26,000.00 | 26,000.00 | 25,726.55 | 24,060.34 | 273.45 | |
| 145 SHERIFF COMMISSARY SALARY | | | | | | |
| TOTAL REVENUES | 958,673.00 | 958,673.00 | 359,282.56 | 77,757.77 | 599,390.44 | |
| 146 LECD EMER COMMUNICATION GRANT | | | | | | |
| TOTAL REVENUES | .00 | 40,250.00 | .00 | .00 | 40,250.00 | |
| 150 TAG GRANT | | | | | | |
| TOTAL REVENUES | 12,552,087.00 | 12,552,087.00 | 733,672.39 | .00 | 11,818,414.61 | |
| 152 TAG CRIMINAL JUSTICE GRANT | | | | | | |
| TOTAL REVENUES | .00 | 23,910.00 | .00 | .00 | 23,910.00 | |
| 161 CDA BUSINESS CRIMES | | | | | | |
| TOTAL REVENUES | 86,500.00 | 86,500.00 | .00 | .00 | 86,500.00 | |
| 163 CDA CONTRABAND | | | | | | |
| TOTAL REVENUES | 100,000.00 | 100,000.00 | .00 | .00 | 100,000.00 | |
| 164 CDA SPATTF GRANT | | | | | | |
| TOTAL REVENUES | 1,502,168.00 | 1,502,168.00 | 362,486.30 | 25,515.99 | 1,139,681.70 | |
| 166 CDA JAG GRANT | | | | | | |
| TOTAL REVENUES | 191,119.00 | 191,119.00 | 118,942.21 | 505.11 | 72,176.79 | |
| 168 CDA Border Prosecution Unit | | | | | | |
| TOTAL REVENUES | 439,530.00 | 729,299.00 | 32,108.14 | .00 | 697,190.86 | |
| 171 CDA VOCA VICTIM ADV PROJECT | | | | | | |
| TOTAL REVENUES | 147,474.00 | 147,474.00 | 45,886.05 | .00 | 101,587.95 | |
| 202 UNLIMITED TAX ROAD BONDS | | | | | | |

REVENUE SUMMARIES REPORT
FUND SUMMARY FEBRUARY 2024

FOR 2024 05

| | ORIGINAL ESTIM REV | REVISED EST REV | ACTUAL YTD REVENUE | ACTUAL MTD REVENUE | REMAINING REVENUE | PCT COLL |
|---|-----------------------|--------------------|-----------------------|-----------------------|----------------------|-------------|
| TOTAL REVENUES | 7,943,121.00 | 7,943,121.00 | 7,369,555.93 | 2,848,314.48 | 573,565.07 | |
| 203 GEN OB REFUNDING BOND SRS 2021 | | | | | | |
| TOTAL REVENUES | 914,275.00 | 914,275.00 | 903,311.15 | 338,471.59 | 10,963.85 | |
| 208 SPECIAL TAX REVENUE BONDS 2020 | | | | | | |
| TOTAL REVENUES | 1,245,570.00 | 1,245,570.00 | 6,325.38 | .00 | 1,239,244.62 | |
| 301 MPO ROAD CONSTRUCTION | | | | | | |
| TOTAL REVENUES | 843,292.00 | 843,292.00 | 3,655.88 | .00 | 839,636.12 | |
| 302 TAX ROAD BOND CONSTRUCTION | | | | | | |
| TOTAL REVENUES | 59,809,148.00 | 59,809,148.00 | 574,170.06 | .00 | 59,234,977.94 | |
| 304 MEDICAL EXAMINER CONSTRUCTION | | | | | | |
| TOTAL REVENUES | .00 | .00 | 35,492,951.17 | 35,492,951.17 | -35,492,951.17 | |
| 307 CRTS RENOVATIONS #2 | | | | | | |
| TOTAL REVENUES | 5,213,000.00 | 5,213,000.00 | 23,212.89 | .00 | 5,189,787.11 | |
| 308 VENUE CAPITAL PROJECT | | | | | | |
| TOTAL REVENUES | 200,200.00 | 2,000,200.00 | 1,119.14 | .00 | 1,999,080.86 | |
| 401 EMPLOYEE HEALTH BENEFIT | | | | | | |
| TOTAL REVENUES | 15,465,000.00 | 15,465,000.00 | 5,673,800.02 | 1,066,159.53 | 9,791,199.98 | |
| 403 WORKERS COMPENSATION | | | | | | |
| TOTAL REVENUES | 5,666,975.00 | 5,666,975.00 | 1,067,233.70 | 263,741.88 | 4,599,741.30 | |
| GRAND TOTAL | 345,624,558.00 | 347,935,413.00 | 185,415,110.81 | 80,508,685.30 | 162,521,391.19 | 53.3% |

** END OF REPORT - Generated by Scott, Rhonda **

Issued September 26, 2019
202

LUBBOCK COUNTY, TEXAS

Debt Service Maturity Schedule - Unlimited Tax Road Bonds, Series 2019

| Fiscal Year | Debt Service Funds | | |
|--------------|------------------------|----------------------|------------------------|
| | Principal | Interest | Total |
| 2024 | \$ 165,000.00 | \$ 105,075.00 | \$ 270,075.00 |
| 2025 | \$ 170,000.00 | \$ 98,375.00 | \$ 268,375.00 |
| 2026 | \$ 180,000.00 | \$ 91,375.00 | \$ 271,375.00 |
| 2027 | \$ 185,000.00 | \$ 84,075.00 | \$ 269,075.00 |
| 2028 | \$ 190,000.00 | \$ 76,575.00 | \$ 266,575.00 |
| 2029 | \$ 200,000.00 | \$ 68,775.00 | \$ 268,775.00 |
| 2030 | \$ 210,000.00 | \$ 60,575.00 | \$ 270,575.00 |
| 2031 | \$ 215,000.00 | \$ 54,225.00 | \$ 269,225.00 |
| 2032 | \$ 220,000.00 | \$ 49,875.00 | \$ 269,875.00 |
| 2033 | \$ 225,000.00 | \$ 45,143.75 | \$ 270,143.75 |
| 2034 | \$ 230,000.00 | \$ 40,025.00 | \$ 270,025.00 |
| 2035 | \$ 235,000.00 | \$ 34,646.88 | \$ 269,646.88 |
| 2036 | \$ 240,000.00 | \$ 29,006.26 | \$ 269,006.26 |
| 2037 | \$ 245,000.00 | \$ 23,093.76 | \$ 268,093.76 |
| 2038 | \$ 250,000.00 | \$ 16,906.26 | \$ 266,906.26 |
| 2039 | \$ 260,000.00 | \$ 10,368.76 | \$ 270,368.76 |
| 2040 | \$ 265,000.00 | \$ 3,478.13 | \$ 268,478.13 |
| TOTAL | \$ 3,685,000.00 | \$ 891,593.80 | \$ 4,576,593.80 |

Issued November 19, 2020
202

LUBBOCK COUNTY, TEXAS

Debt Service Maturity Schedule - Unlimited Tax Road Bonds, Series 2020

| Fiscal Year | Debt Service Funds | | |
|--------------|-------------------------|------------------------|-------------------------|
| | Principal | Interest | Total |
| 2024 | \$ 1,580,000.00 | \$ 1,041,662.50 | \$ 2,621,662.50 |
| 2025 | \$ 1,640,000.00 | \$ 977,262.50 | \$ 2,617,262.50 |
| 2026 | \$ 1,925,000.00 | \$ 905,962.50 | \$ 2,830,962.50 |
| 2027 | \$ 2,005,000.00 | \$ 827,362.50 | \$ 2,832,362.50 |
| 2028 | \$ 2,090,000.00 | \$ 745,462.50 | \$ 2,835,462.50 |
| 2029 | \$ 2,170,000.00 | \$ 660,262.50 | \$ 2,830,262.50 |
| 2030 | \$ 2,260,000.00 | \$ 571,662.50 | \$ 2,831,662.50 |
| 2031 | \$ 2,340,000.00 | \$ 491,362.50 | \$ 2,831,362.50 |
| 2032 | \$ 2,165,000.00 | \$ 423,787.50 | \$ 2,588,787.50 |
| 2033 | \$ 2,220,000.00 | \$ 369,112.50 | \$ 2,589,112.50 |
| 2034 | \$ 2,265,000.00 | \$ 324,262.50 | \$ 2,589,262.50 |
| 2035 | \$ 2,310,000.00 | \$ 278,512.50 | \$ 2,588,512.50 |
| 2036 | \$ 2,360,000.00 | \$ 231,812.50 | \$ 2,591,812.50 |
| 2037 | \$ 2,410,000.00 | \$ 184,112.50 | \$ 2,594,112.50 |
| 2038 | \$ 2,460,000.00 | \$ 133,875.00 | \$ 2,593,875.00 |
| 2039 | \$ 2,505,000.00 | \$ 81,121.88 | \$ 2,586,121.88 |
| 2040 | \$ 2,565,000.00 | \$ 27,253.13 | \$ 2,592,253.13 |
| TOTAL | \$ 37,270,000.00 | \$ 8,274,850.01 | \$ 45,544,850.01 |

Issued March 14, 2023
202

LUBBOCK COUNTY, TEXAS

Debt Service Maturity Schedule - Unlimited Tax Road Bonds, Series 2023A

| Fiscal Year | Debt Service Funds | | |
|--------------|-------------------------|-------------------------|-------------------------|
| | Principal | Interest | Total |
| 2024 | \$ 1,285,000.00 | \$ 2,828,978.19 | \$ 4,113,978.19 |
| 2025 | \$ 2,325,000.00 | \$ 1,893,275.00 | \$ 4,218,275.00 |
| 2026 | \$ 2,690,000.00 | \$ 1,767,900.00 | \$ 4,457,900.00 |
| 2027 | \$ 1,790,000.00 | \$ 1,655,900.00 | \$ 3,445,900.00 |
| 2028 | \$ 1,880,000.00 | \$ 1,564,150.00 | \$ 3,444,150.00 |
| 2029 | \$ 1,980,000.00 | \$ 1,467,650.00 | \$ 3,447,650.00 |
| 2030 | \$ 2,080,000.00 | \$ 1,366,150.00 | \$ 3,446,150.00 |
| 2031 | \$ 2,185,000.00 | \$ 1,259,525.00 | \$ 3,444,525.00 |
| 2032 | \$ 2,300,000.00 | \$ 1,147,400.00 | \$ 3,447,400.00 |
| 2033 | \$ 2,415,000.00 | \$ 1,029,525.00 | \$ 3,444,525.00 |
| 2034 | \$ 2,540,000.00 | \$ 905,650.00 | \$ 3,445,650.00 |
| 2035 | \$ 2,670,000.00 | \$ 775,400.00 | \$ 3,445,400.00 |
| 2036 | \$ 2,810,000.00 | \$ 638,400.00 | \$ 3,448,400.00 |
| 2037 | \$ 2,950,000.00 | \$ 494,400.00 | \$ 3,444,400.00 |
| 2038 | \$ 3,105,000.00 | \$ 343,025.00 | \$ 3,448,025.00 |
| 2039 | \$ 3,250,000.00 | \$ 200,400.00 | \$ 3,450,400.00 |
| 2040 | \$ 3,385,000.00 | \$ 67,700.00 | \$ 3,452,700.00 |
| TOTAL | \$ 41,640,000.00 | \$ 19,405,428.19 | \$ 61,045,428.19 |

Issued September 28, 2023
202

LUBBOCK COUNTY, TEXAS

Debt Service Maturity Schedule - Unlimited Tax Road Bonds, Series 2023B

| Fiscal Year | Debt Service Funds | | |
|--------------|------------------------|------------------------|------------------------|
| | Principal | Interest | Total |
| 2024 | \$ 520,000.00 | \$ 271,199.31 | \$ 791,199.31 |
| 2025 | \$ 275,000.00 | \$ 289,875.00 | \$ 564,875.00 |
| 2026 | \$ 285,000.00 | \$ 275,875.00 | \$ 560,875.00 |
| 2027 | \$ 300,000.00 | \$ 261,250.00 | \$ 561,250.00 |
| 2028 | \$ 315,000.00 | \$ 245,875.00 | \$ 560,875.00 |
| 2029 | \$ 335,000.00 | \$ 229,625.00 | \$ 564,625.00 |
| 2030 | \$ 350,000.00 | \$ 212,500.00 | \$ 562,500.00 |
| 2031 | \$ 370,000.00 | \$ 194,500.00 | \$ 564,500.00 |
| 2032 | \$ 385,000.00 | \$ 175,625.00 | \$ 560,625.00 |
| 2033 | \$ 405,000.00 | \$ 155,875.00 | \$ 560,875.00 |
| 2034 | \$ 425,000.00 | \$ 135,125.00 | \$ 560,125.00 |
| 2035 | \$ 450,000.00 | \$ 113,250.00 | \$ 563,250.00 |
| 2036 | \$ 470,000.00 | \$ 92,600.00 | \$ 562,600.00 |
| 2037 | \$ 490,000.00 | \$ 73,400.00 | \$ 563,400.00 |
| 2038 | \$ 510,000.00 | \$ 53,400.00 | \$ 563,400.00 |
| 2039 | \$ 530,000.00 | \$ 32,600.00 | \$ 562,600.00 |
| 2040 | \$ 550,000.00 | \$ 11,000.00 | \$ 561,000.00 |
| TOTAL | \$ 6,965,000.00 | \$ 2,823,574.31 | \$ 9,788,574.31 |

Issued June 11, 2020
208

LUBBOCK COUNTY, TEXAS

Debt Service Maturity Schedule - Special Tax Revenue, Series 2020

| <u>Fiscal Year</u> | <u>Debt Service Funds</u> | | |
|--------------------|---------------------------|----------------------|------------------------|
| | <u>Principal</u> | <u>Interest</u> | <u>Total</u> |
| 2024 | \$ 485,000.00 | \$ 119,784.50 | \$ 604,784.50 |
| 2025 | \$ 505,000.00 | \$ 104,313.00 | \$ 609,313.00 |
| 2026 | \$ 520,000.00 | \$ 88,203.50 | \$ 608,203.50 |
| 2027 | \$ 535,000.00 | \$ 71,615.50 | \$ 606,615.50 |
| 2028 | \$ 550,000.00 | \$ 54,549.00 | \$ 604,549.00 |
| 2029 | \$ 570,000.00 | \$ 37,004.00 | \$ 607,004.00 |
| 2030 | \$ 590,000.00 | \$ 18,821.00 | \$ 608,821.00 |
| <u>TOTAL</u> | <u>\$ 3,755,000.00</u> | <u>\$ 494,290.50</u> | <u>\$ 4,249,290.50</u> |

Combined
202,203,208

LUBBOCK COUNTY, TEXAS

Debt Service Maturity Schedule - Combined

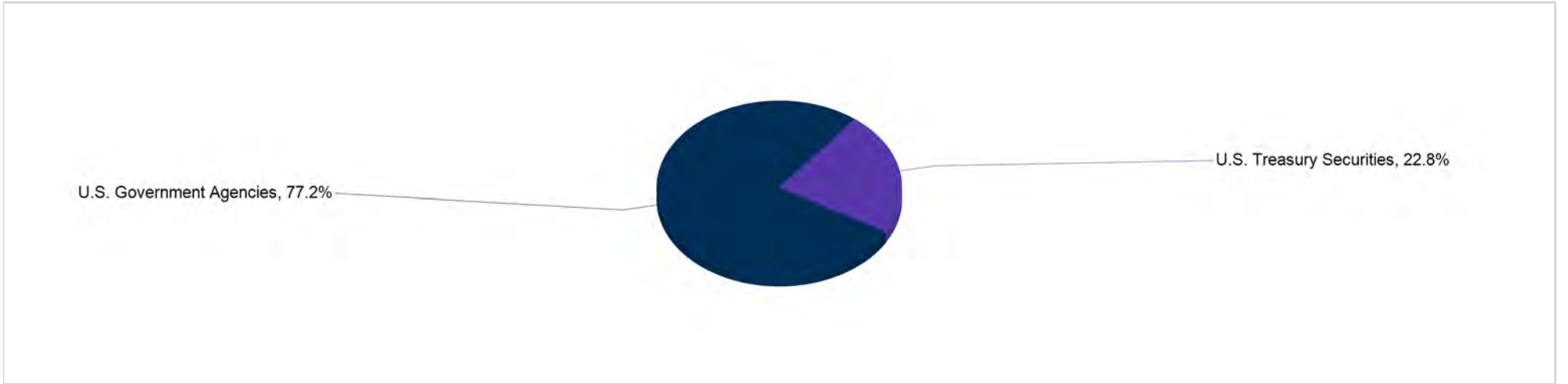
| Fiscal Year | Debt Service Funds | | |
|--------------|-------------------------|-------------------------|--------------------------|
| | Principal | Interest | Total |
| 2024 | \$ 4,900,000.00 | \$ 4,415,474.50 | \$ 9,315,474.50 |
| 2025 | \$ 5,800,000.00 | \$ 3,390,050.50 | \$ 9,190,050.50 |
| 2026 | \$ 6,505,000.00 | \$ 3,138,366.00 | \$ 9,643,366.00 |
| 2027 | \$ 4,815,000.00 | \$ 2,900,203.00 | \$ 7,715,203.00 |
| 2028 | \$ 5,025,000.00 | \$ 2,686,611.50 | \$ 7,711,611.50 |
| 2029 | \$ 5,255,000.00 | \$ 2,463,316.50 | \$ 7,718,316.50 |
| 2030 | \$ 5,490,000.00 | \$ 2,229,708.50 | \$ 7,719,708.50 |
| 2031 | \$ 5,110,000.00 | \$ 1,999,612.50 | \$ 7,109,612.50 |
| 2032 | \$ 5,070,000.00 | \$ 1,796,687.50 | \$ 6,866,687.50 |
| 2033 | \$ 5,265,000.00 | \$ 1,599,656.25 | \$ 6,864,656.25 |
| 2034 | \$ 5,460,000.00 | \$ 1,405,062.50 | \$ 6,865,062.50 |
| 2035 | \$ 5,665,000.00 | \$ 1,201,809.38 | \$ 6,866,809.38 |
| 2036 | \$ 5,880,000.00 | \$ 991,818.76 | \$ 6,871,818.76 |
| 2037 | \$ 6,095,000.00 | \$ 775,006.26 | \$ 6,870,006.26 |
| 2038 | \$ 6,325,000.00 | \$ 547,206.26 | \$ 6,872,206.26 |
| 2039 | \$ 6,545,000.00 | \$ 324,490.64 | \$ 6,869,490.64 |
| 2040 | \$ 6,765,000.00 | \$ 109,431.26 | \$ 6,874,431.26 |
| TOTAL | \$ 95,970,000.00 | \$ 31,974,511.81 | \$ 127,944,511.81 |

Report Sequence: Intent, sgrp, styp, CUSIP, Ticket

| Intent | SGrp | STyp | CUSIP | Ticket-P# | Status | Par Value | Int Accrual | Accret/-Amort | Book G/L | Net Income | Principal Paid | Interest Paid |
|--------------------|------|------|-----------|-------------|---------|----------------------|-------------------|------------------|-------------|-------------------|----------------------|-------------------|
| AFS | AGEN | FHLB | 3130APDM4 | 177056725-1 | Active | 10,000,000.00 | 9,541.67 | 21,665.35 | 0.00 | 31,207.02 | 0.00 | 0.00 |
| AFS | AGEN | FHLB | 3130AQHZ9 | 177056726-1 | Active | 5,000,000.00 | 6,416.67 | 9,325.78 | 0.00 | 15,742.45 | 0.00 | 0.00 |
| AFS | AGEN | FHLB | 3130AUVE1 | 177054680-1 | Active | 7,880,000.00 | 30,863.33 | 204.64 | 0.00 | 31,067.97 | 0.00 | 185,180.00 |
| AFS | AGEN | FHLB | 3130AV4C3 | 177054852-1 | Active | 5,500,000.00 | 24,291.66 | 0.00 | 0.00 | 24,291.66 | 0.00 | 0.00 |
| AFS | AGEN | FHLB | 3130AVPE6 | 177056072-1 | Active | 5,000,000.00 | 22,000.00 | 0.00 | 0.00 | 22,000.00 | 0.00 | 0.00 |
| FHLB Total | | | | | | 33,380,000.00 | 93,113.33 | 31,195.77 | 0.00 | 124,309.10 | 0.00 | 185,180.00 |
| AFS | AGEN | FHMC | 3134H1UK7 | 177062155-1 | Active | 10,000,000.00 | 11,111.11 | 0.00 | 0.00 | 11,111.11 | 0.00 | 0.00 |
| FHMC Total | | | | | | 10,000,000.00 | 11,111.11 | 0.00 | 0.00 | 11,111.11 | 0.00 | 0.00 |
| AGEN Total | | | | | | 43,380,000.00 | 104,224.44 | 31,195.77 | 0.00 | 135,420.21 | 0.00 | 185,180.00 |
| AFS | TRSY | NOTE | 91282CEW7 | 177051081-1 | Active | 2,500,000.00 | 6,473.21 | 1,041.07 | 0.00 | 7,514.28 | 0.00 | 0.00 |
| AFS | TRSY | NOTE | 91282CFB2 | 177049711-1 | Active | 8,615,000.00 | 18,874.90 | 1,029.01 | 0.00 | 19,903.91 | 0.00 | 0.00 |
| AFS | TRSY | NOTE | 91282CFE6 | 177051082-1 | Active | 1,500,000.00 | 3,714.95 | 1,052.07 | 0.00 | 4,767.02 | 0.00 | 23,437.50 |
| NOTE Total | | | | | | 12,615,000.00 | 29,063.06 | 3,122.15 | 0.00 | 32,185.21 | 0.00 | 23,437.50 |
| AFS | TRSY | TBIL | 912796Z28 | 177054681-1 | Matured | 0.00 | 0.00 | 27,466.25 | 0.00 | 27,466.25 | 10,000,000.00 | 0.00 |
| TBIL Total | | | | | | 0.00 | 0.00 | 27,466.25 | 0.00 | 27,466.25 | 10,000,000.00 | 0.00 |
| TRSY Total | | | | | | 12,615,000.00 | 29,063.06 | 30,588.40 | 0.00 | 59,651.46 | 10,000,000.00 | 23,437.50 |
| AFS Total | | | | | | 55,995,000.00 | 133,287.50 | 61,784.17 | 0.00 | 195,071.67 | 10,000,000.00 | 208,617.50 |
| Grand Total | | | | | | 55,995,000.00 | 133,287.50 | 61,784.17 | 0.00 | 195,071.67 | 10,000,000.00 | 208,617.50 |

Report Sequence: Intent, sgrp, styp, CUSIP, Ticket

| Intent | SGrp | STyp | CUSIP | Ticket-P# | Status | Par Value | Int Accrual | Accret/-Amort | Book G/L | Net Income | Principal Paid | Interest Paid |
|--------------------|------|------|-----------|-------------|---------|----------------------|-------------------|-------------------|-------------|---------------------|----------------------|-------------------|
| AFS | AGEN | FHLB | 3130APDM4 | 177056725-1 | Active | 10,000,000.00 | 47,708.33 | 107,847.82 | 0.00 | 155,556.15 | 0.00 | 0.00 |
| AFS | AGEN | FHLB | 3130AQHZ9 | 177056726-1 | Active | 5,000,000.00 | 32,083.33 | 46,590.79 | 0.00 | 78,674.12 | 0.00 | 38,500.00 |
| AFS | AGEN | FHLB | 3130AUVE1 | 177054680-1 | Active | 7,880,000.00 | 154,316.66 | 1,442.38 | 0.00 | 155,759.04 | 0.00 | 185,180.00 |
| AFS | AGEN | FHLB | 3130AV4C3 | 177054852-1 | Active | 5,500,000.00 | 121,458.33 | 0.00 | 0.00 | 121,458.33 | 0.00 | 0.00 |
| AFS | AGEN | FHLB | 3130AVPE6 | 177056072-1 | Active | 5,000,000.00 | 110,000.00 | 0.00 | 0.00 | 110,000.00 | 0.00 | 132,000.00 |
| FHLB Total | | | | | | 33,380,000.00 | 465,566.65 | 155,880.99 | 0.00 | 621,447.64 | 0.00 | 355,680.00 |
| AFS | AGEN | FHMC | 3134H1UK7 | 177062155-1 | Active | 10,000,000.00 | 11,111.11 | 0.00 | 0.00 | 11,111.11 | 0.00 | 0.00 |
| FHMC Total | | | | | | 10,000,000.00 | 11,111.11 | 0.00 | 0.00 | 11,111.11 | 0.00 | 0.00 |
| AGEN Total | | | | | | 43,380,000.00 | 476,677.76 | 155,880.99 | 0.00 | 632,558.75 | 0.00 | 355,680.00 |
| AFS | TRSY | NOTE | 91282CEW7 | 177051081-1 | Active | 2,500,000.00 | 33,707.78 | 5,554.14 | 0.00 | 39,261.92 | 0.00 | 40,625.00 |
| AFS | TRSY | NOTE | 91282CFB2 | 177049711-1 | Active | 8,615,000.00 | 98,067.40 | 5,983.44 | 0.00 | 104,050.84 | 0.00 | 118,456.25 |
| AFS | TRSY | NOTE | 91282CFE6 | 177051082-1 | Active | 1,500,000.00 | 19,382.41 | 5,485.33 | 0.00 | 24,867.74 | 0.00 | 23,437.50 |
| NOTE Total | | | | | | 12,615,000.00 | 151,157.59 | 17,022.91 | 0.00 | 168,180.50 | 0.00 | 182,518.75 |
| AFS | TRSY | TBIL | 912796Z28 | 177054681-1 | Matured | 0.00 | 0.00 | 188,340.00 | 0.00 | 188,340.00 | 10,000,000.00 | 0.00 |
| AFS | TRSY | TBIL | 912797FL6 | 177056809-1 | Matured | 0.00 | 0.00 | 75,000.00 | 0.00 | 75,000.00 | 10,000,000.00 | 0.00 |
| TBIL Total | | | | | | 0.00 | 0.00 | 263,340.00 | 0.00 | 263,340.00 | 20,000,000.00 | 0.00 |
| TRSY Total | | | | | | 12,615,000.00 | 151,157.59 | 280,362.91 | 0.00 | 431,520.50 | 20,000,000.00 | 182,518.75 |
| AFS Total | | | | | | 55,995,000.00 | 627,835.35 | 436,243.90 | 0.00 | 1,064,079.25 | 20,000,000.00 | 538,198.75 |
| Grand Total | | | | | | 55,995,000.00 | 627,835.35 | 436,243.90 | 0.00 | 1,064,079.25 | 20,000,000.00 | 538,198.75 |



| Security Group | Yield | | Book Value | | | | Market Value | Gain / (Loss) |
|--------------------------|-------------|-------------|-------------------|----------|-------------------|--------|-------------------|------------------|
| | Book | TEY | AFS | HTM | Total | % | | |
| U.S. Government Agencies | 4.74 | 4.74 | 42,212,155 | 0 | 42,212,155 | 77.2 % | 41,727,230 | (484,925) |
| U.S. Treasury Securities | 3.25 | 3.25 | 12,495,291 | 0 | 12,495,291 | 22.8 % | 12,023,194 | (472,097) |
| Total | 4.40 | 4.40 | 54,707,446 | 0 | 54,707,446 | | 53,750,424 | (957,022) |
| | | | 100.0 % | 0.0 % | 100.0% | | | |
| Market Value | | | 53,750,424 | 0 | 53,750,424 | | | |
| Gain/(Loss) | | | -957,022 | 0 | -957,022 | | | |

Market price date as of 2/22/2024.

Lubbock County, Texas
 Transfer From/To
 Year to Date
 February 2024

| Xfer From Account | Xfer From Budget | Xfer From Amount | Xfer To Account | Xfer To Budget | Xfer To Amount | Difference Xfer to/from |
|-------------------|------------------|------------------|-----------------|----------------|----------------|-------------------------|
| 403-901100 | 3,756,475.00 | | 011-840300 | 3,756,475.00 | | 0.00 |
| 011-902000 | 6,230,325.00 | | 020-801100 | 6,230,325.00 | | 0.00 |
| 031-902000 | 58,484.00 | | 020-803100 | 58,484.00 | | 0.00 |
| 033-902000 | 58,484.00 | | 020-803300 | 58,484.00 | | 0.00 |
| 034-902000 | 58,484.00 | | 020-803400 | 58,484.00 | | 0.00 |
| 106-902000 | 3,000,000.00 | | 020-810600 | 3,000,000.00 | | 0.00 |
| 011-904100 | 69,000.00 | | 041-801100 | 69,000.00 | | 0.00 |
| 051-904100 | 470,000.00 | | 041-805100 | 470,000.00 | | 0.00 |
| 011-904300 | 191,000.00 | | 043-801100 | 191,000.00 | | 0.00 |
| 051-905000 | 119,605.00 | | 050-805100 | 119,605.00 | | 0.00 |
| 011-905100 | 1,000,000.00 | 416,666.62 | 051-801100 | 1,000,000.00 | 416,666.62 | 0.00 |
| 051-905400 | 260,619.00 | | 054-805100 | 260,619.00 | | 0.00 |
| 051-905500 | 4,777,391.00 | | 055-805100 | 4,777,391.00 | | 0.00 |
| 051-905700 | 255,242.00 | | 057-805100 | 255,242.00 | | 0.00 |
| 075-907600 | | 14,222.70 | 076-807500 | | 14,222.70 | 0.00 |
| 208-907900 | 35,000.00 | | 079-820800 | 35,000.00 | | 0.00 |
| 011-908100 | 27,946.00 | | 081-801100 | 27,946.00 | | 0.00 |
| 011-909600 | 6,200.00 | | 096-801100 | 6,200.00 | | 0.00 |
| 011-916400 | 242,828.00 | 1,193.94 | 164-801100 | 242,828.00 | 1,193.94 | 0.00 |
| 011-917100 | 36,301.00 | 9,177.20 | 171-801100 | 36,301.00 | 9,177.20 | 0.00 |
| 079-920800 | 1,210,570.00 | | 208-807900 | 1,210,570.00 | | 0.00 |
| 011-930100 | 250,000.00 | | 301-801100 | 250,000.00 | | 0.00 |
| 011-930700 | 2,753,000.00 | | 307-801100 | 2,753,000.00 | | 0.00 |
| 079-920800 | 1,800,000.00 | | 308-807900 | 1,800,000.00 | | 0.00 |
| 606-960200 | 22,538.00 | 3,660.01 | 602-860600 | 22,538.00 | 3,660.01 | 0.00 |
| 608-960200 | 0.00 | | 602-860800 | 0.00 | | 0.00 |
| 606-960800 | 0.00 | | 608-860600 | 0.00 | | 0.00 |
| 606-961500 | 1,368.00 | 150.09 | 615-860600 | 1,368.00 | 150.09 | 0.00 |
| 606-961700 | 43,883.00 | 8,730.77 | 617-860600 | 43,883.00 | 8,730.77 | 0.00 |
| 606-962500 | 15,451.00 | 13,322.56 | 625-860600 | 15,451.00 | 13,322.56 | 0.00 |
| 608-962500 | 73,824.00 | | 625-860600 | 73,824.00 | | 0.00 |
| 606-965000 | 888,273.00 | 88,806.54 | 650-860600 | 888,273.00 | 88,806.54 | 0.00 |
| | | | | | | 0.00 |
| | 27,712,291.00 | 555,930.43 | | 27,712,291.00 | 555,930.43 | 0.00 |

Lubbock County, Texas
Sales Tax Revenue
As of February 2024

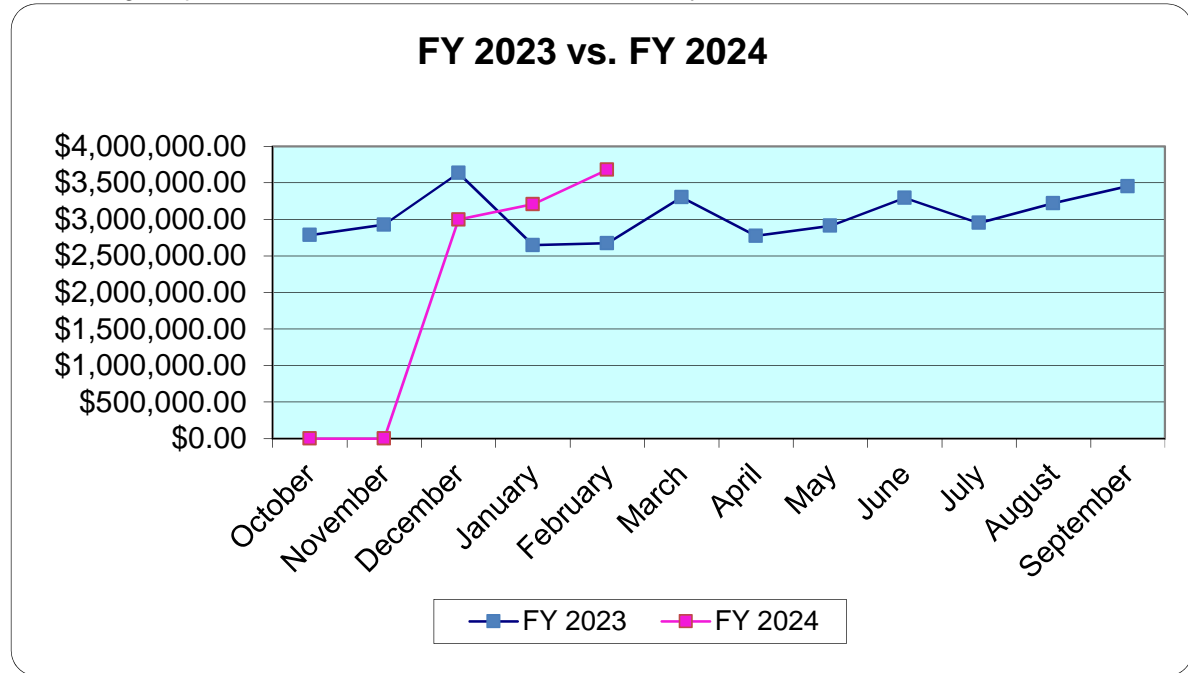
Account Number: 011-4010 Title: COUNTY SALES & USE TAX

Source of Revenue: Texas Comptroller Tax Assessor Collector

Description of Revenue: Imposed tax on the receipts from the sale at retail of taxable items within the county and an excise tax on the use, storage, or other consumption within the county of taxable items purchased, leased, or rented from a retailer during the period that the tax is effective within the county.

| Month | FY 2023 | FY 2024 |
|--------------|------------------------|-----------------------|
| October | \$2,785,279.54 | \$0.00 |
| November | \$2,926,837.98 | \$0.00 |
| December | \$3,634,740.06 | \$2,997,164.24 |
| January | \$2,647,925.51 | \$3,208,357.90 |
| February | \$2,673,896.70 | \$3,681,550.67 |
| March | \$3,303,864.94 | |
| April | \$2,772,979.51 | |
| May | \$2,912,864.97 | |
| June | \$3,294,853.79 | |
| July | \$2,951,471.20 | |
| August | \$3,221,862.84 | |
| September | \$3,451,978.11 | |
| Total | \$36,578,555.15 | \$9,887,072.81 |

2023 amounts have been adjusted to actual.



Lubbock County, Texas
 Ad Valorem Tax Revenue
 As of February 2024

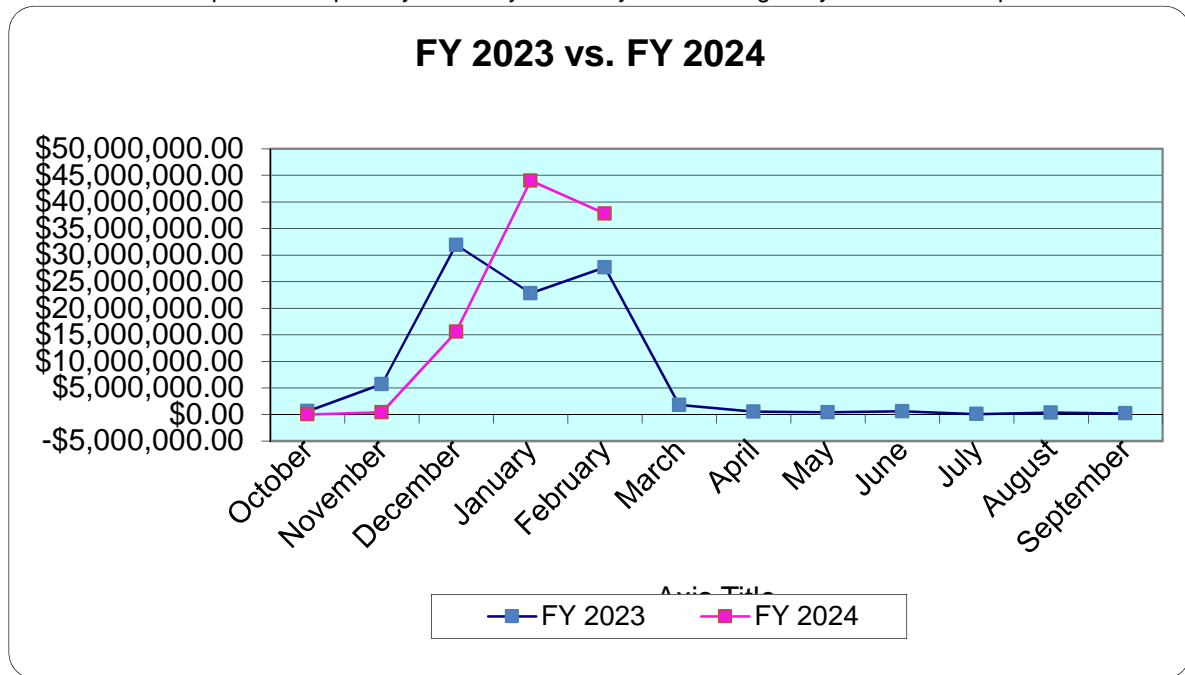
Account Number: 011-4001 Title: CURRENT AD VALOREM TAXES
 031-4001 CURRENT AD VALOREM TAXES
 032-4001 CURRENT AD VALOREM TAXES
 033-4001 CURRENT AD VALOREM TAXES
 034-4001 CURRENT AD VALOREM TAXES
 041-4001 CURRENT AD VALOREM TAXES
 202-4001 CURRENT AD VALOREM TAXES
 203-4001 CURRENT AD VALOREM TAXES

Source of Revenue: Lubbock Central Appraisal District

Description of Revenue: Property Taxes are levied by October 1 on the assessed value listed as of the prior January 1 for all real and business personal property in conformity with Texas Property Code. Taxes are due on receipt of the tax bill and are delinquent if not paid by February 1 of the year following the year in which imposed.

| Month | FY 2023 | FY 2024 |
|-----------|-----------------|-----------------|
| October | \$600,533.07 | -\$100.61 |
| November | \$5,684,983.51 | \$376,306.01 |
| December | \$31,894,646.17 | \$15,525,165.08 |
| January | \$22,778,416.34 | \$44,009,437.31 |
| February | \$27,673,509.35 | \$37,796,537.55 |
| March | \$1,769,510.60 | |
| April | \$513,230.44 | |
| May | \$400,010.79 | |
| June | \$552,039.74 | |
| July | \$40,419.05 | |
| August | \$338,794.89 | |
| September | \$186,547.97 | |
| Total | \$92,432,641.92 | \$97,707,345.34 |

2023 amounts have been adjusted to actual.



Lubbock County, Texas
Ad Valorem Tax Collections
February 2024

| DATE WIRED | CURRENT | | DELINQUENT | | SPECIAL INVENTORY | BANK INTEREST | UNCLAIMED REFUNDS | TAX CERTIFICATE | Less: TAX INCREMENT FINANCING (TIF) | TOTAL WIRED |
|--|----------------------|--------------|------------|---------------------|----------------------|------------------|----------------------|-------------------------------|--|-----------------------|
| | BASE TAX | P&I | BASE TAX | P&I | | | | | | |
| 27-Apr | 11,991.84 | (17,739.32) | 2,604.50 | | 3,803.11 | 29.00 | 8.00 | | | (3,134.98) |
| 7-Jul | 90,646.44 | (123,123.12) | 17,716.24 | | | | | | | (10,928.33) |
| | | | | | | | | | | - |
| | | | | | | | | | | - |
| | | | | | | | | | | - |
| | | | | | | | | | | - |
| | | | | | | | | | | - |
| | | | | | | | | | | - |
| | | | | | | | | | | - |
| | | | | | | | | | | - |
| | | | | | | | | | | - |
| | | | | | | | | | | - |
| Transmittal | 102,638.28 | (140,862.44) | 20,320.74 | - | 3,803.11 | 29.00 | 8.00 | - | - | (14,063.31) |
| Totals | 20,320.74 | | | (140,862.44) | | | | | | |
| Rendition Penalty | | | | | | | | | | |
| TOTAL RECEIPTS - BASE TAX (NORMAL RECEIPTS) | \$ 122,959.02 | | | (140,862.44) | | | | TOTAL NET DISTRIBUTION | | \$ (14,063.31) |

NOTE: Due to timing differences, amounts received in one month may not show on unadjusted Financial Statements until the following month.

Budget Report

For Fiscal: 2023-2024 Period Ending 02/29/24

Account Summary

BUDGET SUMMARIES REPORT
ACCOUNT SUMMARY FEBRUARY 2024

FOR 2024 05

| | ORIGINAL APPROP | REVISED BUDGET | YTD ACTUAL | MTD ACTUAL | ENCUMBRANCES | AVAILABLE BUDGET | PCT USE/COL |
|-------------------------|-------------------------|----------------|----------------|----------------|----------------|------------------|---------------------|
| 011 GENERAL FUND | | | | | | | |
| 000 UNDEFINED | | | | | | | |
| 011 400100 | CURRENT AD VALOREM TAXE | -91,954,699.00 | -91,954,699.00 | -86,131,999.10 | -33,318,798.36 | .00 | -5,822,699.90 93.7 |
| 011 400400 | PEN & INT - CURRENT LEV | -377,014.00 | -377,014.00 | -312.92 | -312.92 | .00 | -376,701.08 .1 |
| 011 400500 | DELIQ TAXES - PRIOR YEA | -560,924.00 | -560,924.00 | -195,197.68 | -89,240.17 | .00 | -365,726.32 34.8 |
| 011 400600 | PEN & INT - PRIOR YEARS | -285,060.00 | -285,060.00 | -138,545.60 | -39,683.09 | .00 | -146,514.40 48.6 |
| 011 401000 | COUNTY SALES & USE TAX | -38,140,330.00 | -38,140,330.00 | -9,887,072.81 | -3,681,550.67 | .00 | -28,253,257.19 25.9 |
| 011 410100 | COUNTY CLERK | -67,482.00 | -67,482.00 | -21,616.70 | -3,321.20 | .00 | -45,865.30 32.0 |
| 011 410200 | BEER & LIQUOR PERMITS | -117,660.00 | -117,660.00 | -50,723.00 | -6,413.00 | .00 | -66,937.00 43.1 |
| 011 420100 | GRANT REVENUE | .00 | -7,739.00 | -7,738.34 | .00 | .00 | -.66 100.0 |
| 011 420210 | STATE MIXED DRINK TAX | -1,760,359.00 | -1,760,359.00 | -509,775.85 | -167,740.17 | .00 | -1,250,583.15 29.0 |
| 011 420320 | EMERGENCY MGT GRANT | -9,174.00 | -9,174.00 | .00 | .00 | .00 | -9,174.00 .0 |
| 011 420500 | BINGO TAX PROCEEDS | -239,304.00 | -239,304.00 | -51,518.70 | -33,239.22 | .00 | -187,785.30 21.5 |
| 011 420900 | STATE - COUNTY COURTS | -280,082.00 | -280,082.00 | -141,100.00 | -68,050.00 | .00 | -138,982.00 50.4 |
| 011 421210 | STRADUS A/G CHILD SUPPO | -1,175.00 | -1,175.00 | -293.11 | -67.90 | .00 | -881.89 24.9 |
| 011 422020 | INTER LOCAL AGREEMENT-C | -608,199.00 | -608,199.00 | -156,800.41 | .00 | .00 | -451,398.59 25.8 |
| 011 424800 | GRANT ADMINISTRATION RE | -985.00 | -985.00 | -262.24 | .00 | .00 | -722.76 26.6 |
| 011 425000 | INDIGENT DEFENSE GRANT | -255,056.00 | -255,056.00 | .00 | .00 | .00 | -255,056.00 .0 |
| 011 430200 | COUNTY JUDGE | -8,325.00 | -8,325.00 | -2,626.00 | -460.00 | .00 | -5,699.00 31.5 |
| 011 430300 | COUNTY CLERK | -1,509,696.00 | -1,509,696.00 | -487,072.09 | -96,184.88 | .00 | -1,022,623.91 32.3 |
| 011 430600 | VRED - TAPE | -76.00 | -76.00 | -15.00 | .00 | .00 | -61.00 19.7 |
| 011 430700 | TRAFFIC | -5,388.00 | -5,388.00 | -1,957.45 | -508.31 | .00 | -3,430.55 36.3 |
| 011 430800 | CHILD SAFETY - CS | -1,007.00 | -1,007.00 | -474.46 | -188.07 | .00 | -532.54 47.1 |
| 011 431000 | TAX ASSESSOR/COLLECTOR | -38,912.00 | -38,912.00 | -16,829.00 | -5,327.00 | .00 | -22,083.00 43.2 |
| 011 431100 | TAX OFFICE DPS DL RENEW | -7,683.00 | -7,683.00 | -2,805.00 | -860.00 | .00 | -4,878.00 36.5 |
| 011 431310 | APPRAISAL DISTRICT FILI | .00 | .00 | -3,200.00 | -2,800.00 | .00 | 3,200.00 100.0 |
| 011 431500 | INDIGENT DEFENSE FEE | -113.00 | -113.00 | -14.65 | .00 | .00 | -98.35 13.0 |
| 011 431600 | JURY FEE COUNTY | -1,500.00 | -1,500.00 | -604.48 | -135.61 | .00 | -895.52 40.3 |
| 011 432200 | PASSPORT FEE - DIST CLE | -30,000.00 | -30,000.00 | -21,035.00 | -7,070.00 | .00 | -8,965.00 70.1 |
| 011 432300 | DISTRICT CLERK FEES | -369,761.00 | -369,761.00 | -142,721.45 | -48,809.18 | .00 | -227,039.55 38.6 |
| 011 432500 | PROSECUTOR'S FEES | -10,285.00 | -10,285.00 | -5,947.95 | -1,122.95 | .00 | -4,337.05 57.8 |
| 011 433100 | JP PRECINCT 1 | -46,312.00 | -46,312.00 | -21,992.62 | -5,248.39 | .00 | -24,319.38 47.5 |
| 011 433200 | JP PRECINCT 2 | -50,573.00 | -50,573.00 | -23,480.55 | -4,427.32 | .00 | -27,092.45 46.4 |
| 011 433300 | JP PRECINCT 3 | -73,726.00 | -73,726.00 | -30,919.73 | -6,013.48 | .00 | -42,806.27 41.9 |
| 011 433400 | JP PRECINCT 4 | -32,861.00 | -32,861.00 | -18,999.21 | -4,258.00 | 100.00 | -13,961.79 57.5 |
| 011 434000 | DISTRICT ATTORNEY | -625.00 | -625.00 | -281.71 | -44.27 | .00 | -343.29 45.1 |
| 011 434500 | MEDICAL EXAMINER | -380.00 | -380.00 | .00 | .00 | .00 | -380.00 .0 |
| 011 434600 | SHERIFF | -291,544.00 | -291,544.00 | -149,106.23 | -15,721.73 | .00 | -142,437.77 51.1 |
| 011 434800 | CONSTABLES | -637,773.00 | -637,773.00 | -198,093.78 | -44,680.00 | .00 | -439,679.22 31.1 |

BUDGET SUMMARIES REPORT
ACCOUNT SUMMARY FEBRUARY 2024

FOR 2024 05

| | ORIGINAL APPROP | REVISED BUDGET | YTD ACTUAL | MTD ACTUAL | ENCUMBRANCES | AVAILABLE BUDGET | PCT USE/COL |
|------------------------------------|-----------------|----------------|-------------|------------|--------------|------------------|-------------|
| 011 435000 DEFENSIVE DRIVING FEE | -9,872.00 | -9,872.00 | -1,357.84 | -307.33 | .00 | -8,514.16 | 13.8 |
| 011 435100 SS FEE-INMATE | -9,542.00 | -9,542.00 | -6,800.00 | -400.00 | .00 | -2,742.00 | 71.3 |
| 011 435200 ISSUED WARRANT EXECUTIO | -32,000.00 | -32,000.00 | -12,840.91 | -4,186.26 | .00 | -19,159.09 | 40.1 |
| 011 435300 ARREST FEES - COUNTY | -6,860.00 | -6,860.00 | -3,499.42 | -877.50 | .00 | -3,360.58 | 51.0 |
| 011 435410 FAMILY PROTECTION FEE | -16.00 | -16.00 | .00 | .00 | .00 | -16.00 | .0 |
| 011 435600 COURT INITIATED GUARDIA | -7,383.00 | -7,383.00 | -10,710.00 | -2,160.00 | .00 | 3,327.00 | 145.1 |
| 011 436000 CMIT FINE COMMISSION | -133.00 | -133.00 | .00 | .00 | .00 | -133.00 | .0 |
| 011 436100 CMI FINE COMMISSION | -1.00 | -1.00 | -.05 | .00 | .00 | -.95 | 5.0 |
| 011 436200 BAT COMMISSIONS | -5.00 | -5.00 | .00 | .00 | .00 | -5.00 | .0 |
| 011 437400 VITAL STATISTICS PRESER | -5,030.00 | -5,030.00 | -1,915.00 | -332.00 | .00 | -3,115.00 | 38.1 |
| 011 440100 MOTOR VEHICLE SALES TAX | -4,000,000.00 | -4,000,000.00 | .00 | .00 | .00 | -4,000,000.00 | .0 |
| 011 440200 CERTIFICATE OF TITLE CO | -443,517.00 | -443,517.00 | -125,765.00 | -33,225.00 | .00 | -317,752.00 | 28.4 |
| 011 440300 MOTOR VEHICLE COMMISSIO | -836,180.00 | -836,180.00 | -610,802.46 | -53,914.35 | .00 | -225,377.54 | 73.0 |
| 011 440500 (CVC) COMP TO VICTIMS O | -100.00 | -100.00 | -1.50 | .00 | .00 | -98.50 | 1.5 |
| 011 440600 LEOA COMMISSION | -1.00 | -1.00 | .00 | .00 | .00 | -1.00 | .0 |
| 011 440800 BEER & LIQUOR COMMISSIO | -996.00 | -996.00 | -110.00 | .00 | .00 | -886.00 | 11.0 |
| 011 441100 CJC COMMISSION | -15.00 | -15.00 | .00 | .00 | .00 | -15.00 | .0 |
| 011 441200 JCPT COMMISSION | -5.00 | -5.00 | -.20 | .00 | .00 | -4.80 | 4.0 |
| 011 441400 JPD COMM | -314.00 | -314.00 | -67.63 | .00 | .00 | -246.37 | 21.5 |
| 011 441600 ARREST FEES - COMM | -8,434.00 | -8,434.00 | -1,174.89 | .00 | .00 | -7,259.11 | 13.9 |
| 011 441700 LEMI COMMISSION | -1.00 | -1.00 | .00 | .00 | .00 | -1.00 | .0 |
| 011 441800 CRIMESTOPPERS-COMM | -2.00 | -2.00 | .00 | .00 | .00 | -2.00 | .0 |
| 011 442000 GENERAL REVENUE COMM GR | -1.00 | -1.00 | .00 | .00 | .00 | -1.00 | .0 |
| 011 442100 LEOCE COMM | -1.00 | -1.00 | .00 | .00 | .00 | -1.00 | .0 |
| 011 442200 DNA TESTING FEE | -64.00 | -64.00 | -3.51 | .00 | .00 | -60.49 | 5.5 |
| 011 442400 SEPTIC INSPECTION | -140,000.00 | -140,000.00 | -32,630.00 | -6,910.00 | .00 | -107,370.00 | 23.3 |
| 011 442500 FLSI COMM | -729.00 | -729.00 | -6.51 | .00 | .00 | -722.49 | .9 |
| 011 442600 FA COMM | -25.00 | -25.00 | -1.66 | .00 | .00 | -23.34 | 6.6 |
| 011 442700 CCC COMM | -150.00 | -150.00 | -5.81 | .00 | .00 | -144.19 | 3.9 |
| 011 442800 JCD COMM | .00 | .00 | -.05 | .00 | .00 | .05 | 100.0 |
| 011 442900 TP COMM (40%) | -1,800.00 | -1,800.00 | -211.07 | .00 | .00 | -1,588.93 | 11.7 |
| 011 443000 JE COMM (10%) | -2,500.00 | -2,500.00 | -316.61 | .00 | .00 | -2,183.39 | 12.7 |
| 011 443500 NEW CCC COMM | -4,851.00 | -4,851.00 | -467.19 | .00 | .00 | -4,383.81 | 9.6 |
| 011 443600 EMS TRAUMA FUND COMM | -2,273.00 | -2,273.00 | -513.66 | .00 | .00 | -1,759.34 | 22.6 |
| 011 444000 STF COMM | -143.00 | -143.00 | -14.83 | .00 | .00 | -128.17 | 10.4 |
| 011 444100 STF_COMM | -3,700.00 | -3,700.00 | -682.03 | .00 | .00 | -3,017.97 | 18.4 |
| 011 444200 DNA (CS) | -50.00 | -50.00 | .00 | .00 | .00 | -50.00 | .0 |
| 011 444300 CIVIL DATA JUSTICE FEE | -5.00 | -5.00 | -.21 | .00 | .00 | -4.79 | 4.2 |
| 011 444500 BAIL BOND FEE COMM | -5,500.00 | -5,500.00 | -892.50 | .00 | .00 | -4,607.50 | 16.2 |
| 011 444600 COMM DC JUDICIAL FUND | -352.00 | -352.00 | -46.44 | .00 | .00 | -305.56 | 13.2 |
| 011 444700 JURY REIMBURSEMENT FEE | -255.00 | -255.00 | -31.20 | .00 | .00 | -223.80 | 12.2 |
| 011 445000 TIME PAYMENT - COUNTY | -17,693.00 | -17,693.00 | -8,042.18 | -1,878.25 | .00 | -9,650.82 | 45.5 |
| 011 445400 CCC STATE COMM | -35,000.00 | -35,000.00 | -8,946.68 | .00 | .00 | -26,053.32 | 25.6 |
| 011 445500 Intoxicated Driver Comm | -150.00 | -150.00 | -662.13 | .00 | .00 | 512.13 | 441.4 |

BUDGET SUMMARIES REPORT
ACCOUNT SUMMARY FEBRUARY 2024

FOR 2024 05

| | ORIGINAL APPROP | REVISED BUDGET | YTD ACTUAL | MTD ACTUAL | ENCUMBRANCES | AVAILABLE BUDGET | PCT USE/COL |
|------------------------------------|------------------------|------------------------|-----------------------|-----------------------|---------------|-----------------------|--------------|
| 011 450200 JURY FEES | -51,299.00 | -51,299.00 | -19,905.93 | -4,856.25 | .00 | -31,393.07 | 38.8 |
| 011 450400 BOARD BILLS - INMATE | -1,950,000.00 | -1,950,000.00 | -258,150.00 | -66,600.00 | .00 | -1,691,850.00 | 13.2 |
| 011 452100 COURT REPORTER FEES | -87,629.00 | -87,629.00 | -46,717.80 | -10,559.45 | .00 | -40,911.20 | 53.3 |
| 011 455000 SCAAP- JAIL | -65,000.00 | -65,000.00 | -58,788.00 | .00 | .00 | -6,212.00 | 90.4 |
| 011 460100 JP PRECINCT 1 | -133,195.00 | -133,195.00 | -53,445.01 | -14,659.52 | .00 | -79,749.99 | 40.1 |
| 011 460200 JP PRECINCT 2 | -42,234.00 | -42,234.00 | -19,730.29 | -4,138.88 | .00 | -22,503.71 | 46.7 |
| 011 460300 JP PRECINCT 3 | -35,779.00 | -35,779.00 | -15,531.64 | -4,587.69 | .00 | -20,247.36 | 43.4 |
| 011 460400 JP PRECINCT 4 | -102,710.00 | -102,710.00 | -36,729.82 | -12,759.56 | .00 | -65,980.18 | 35.8 |
| 011 460800 COUNTY COURT AT LAW 1 | -1,826.00 | -1,826.00 | -240.00 | -96.00 | .00 | -1,586.00 | 13.1 |
| 011 460900 COUNTY COURT AT LAW 2 | -1,135.00 | -1,135.00 | .00 | .00 | .00 | -1,135.00 | .0 |
| 011 461000 COUNTY CLERK GENERAL | .00 | .00 | -120.00 | -120.00 | .00 | 120.00 | 100.0 |
| 011 461100 DISTRICT CLERK FINES | -12,483.00 | -12,483.00 | -2,917.74 | -400.48 | .00 | -9,565.26 | 23.4 |
| 011 461210 FORFEITURES | -120,842.00 | -120,842.00 | -42,466.16 | -1,662.50 | .00 | -78,375.84 | 35.1 |
| 011 470000 INTEREST INCOME | -2,000,000.00 | -2,000,000.00 | 810,170.37 | -11,530.08 | .00 | -2,810,170.37 | -40.5 |
| 011 480200 RENTALS-BUILDINGS | -494,772.00 | -494,772.00 | -190,672.13 | -37,947.97 | .00 | -304,099.87 | 38.5 |
| 011 480300 PARKING LOTS | -54,085.00 | -54,085.00 | -25,394.50 | -5,793.00 | .00 | -28,690.50 | 47.0 |
| 011 480510 DISPOSAL OF PROPERTY | -50,000.00 | -50,000.00 | -31,397.45 | .00 | .00 | -18,602.55 | 62.8 |
| 011 480600 INSURANCE REIMBURSEMENT | -50,000.00 | -50,000.00 | .00 | .00 | .00 | -50,000.00 | .0 |
| 011 480700 JURY REIMBURSEMENTS FRO | -57,297.00 | -57,297.00 | -37,116.00 | -37,116.00 | .00 | -20,181.00 | 64.8 |
| 011 481100 REIMBURSEMENTS-TELETYPE | -1,043.00 | -1,043.00 | -436.00 | -84.00 | .00 | -607.00 | 41.8 |
| 011 481300 REFUND - ATTORNEY FEES | -34,463.00 | -34,463.00 | -13,707.02 | -2,563.45 | .00 | -20,755.98 | 39.8 |
| 011 481500 OTHER REFUNDS/REIMBURSE | -50,000.00 | -50,000.00 | .00 | .00 | .00 | -50,000.00 | .0 |
| 011 481710 PAY PHONE COMMISSION | -854,791.00 | -854,791.00 | -231,513.04 | -112,652.96 | .00 | -623,277.96 | 27.1 |
| 011 482300 JURY DONATIONS FOR VETE | -19,216.00 | -19,216.00 | .00 | .00 | .00 | -19,216.00 | .0 |
| 011 482600 ELECTION REVENUES | -100.00 | -100.00 | -6.00 | -3.00 | .00 | -94.00 | 6.0 |
| 011 483000 INTEREST-LCAD | -21,863.00 | -21,863.00 | -3,565.97 | -2,840.15 | .00 | -18,297.03 | 16.3 |
| 011 484200 REIMB-INMATE TRANSPORTA | -17,084.00 | -17,084.00 | -3,540.50 | -1,034.50 | .00 | -13,543.50 | 20.7 |
| 011 489900 OTHER REVENUE | -500,000.00 | -500,000.00 | -60,163.08 | -2,880.22 | .00 | -439,836.92 | 12.0 |
| 011 840300 XFER FROM WORKERS COMP | -3,756,475.00 | -3,756,475.00 | .00 | .00 | .00 | -3,756,475.00 | .0 |
| 011 902000 XFER TO CONSOLIDATED RO | 6,230,325.00 | 6,230,325.00 | .00 | .00 | .00 | 6,230,325.00 | .0 |
| 011 904100 XFER TO PERMANENT IMPRO | .00 | 69,000.00 | .00 | .00 | .00 | 69,000.00 | .0 |
| 011 904300 XFER TO LCETRZ NO1 TAX | 191,000.00 | 191,000.00 | .00 | .00 | .00 | 191,000.00 | .0 |
| 011 905100 XFER TO JUVENILE PROBAT | 1,000,000.00 | 1,000,000.00 | 416,666.62 | 83,333.34 | .00 | 583,333.38 | 41.7 |
| 011 908100 XFER TO LAW LIBRARY | 27,946.00 | 27,946.00 | .00 | .00 | .00 | 27,946.00 | .0 |
| 011 909600 XFER TO HISTORIC PRESER | 6,200.00 | 6,200.00 | .00 | .00 | .00 | 6,200.00 | .0 |
| 011 916400 XFER TO SPATF GRANT | 242,828.00 | 242,828.00 | 1,193.94 | .00 | .00 | 241,634.06 | .5 |
| 011 917100 XFER TO CDA VOCA | 36,301.00 | 36,301.00 | 9,177.20 | .00 | .00 | 27,123.80 | 25.3 |
| 011 930100 XFER TO ROAD CONSTRUCTI | 250,000.00 | 250,000.00 | .00 | .00 | .00 | 250,000.00 | .0 |
| 011 930700 XFER TO CRTC RENO #2 | 2,753,000.00 | 2,753,000.00 | .00 | .00 | .00 | 2,753,000.00 | .0 |
| TOTAL UNDEFINED | -143,177,413.00 | -143,116,152.00 | -99,164,697.94 | -38,008,018.90 | 100.00 | -43,951,554.06 | 69.3% |

001 COMMISSIONERS' COURT

| | | | | | | | |
|-----------------------------------|------------|------------|------------|-----------|-----|------------|------|
| 01100110 500100 ELECTED OFFICIALS | 348,658.00 | 348,658.00 | 132,600.91 | 26,559.62 | .00 | 216,057.09 | 38.0 |
|-----------------------------------|------------|------------|------------|-----------|-----|------------|------|

BUDGET SUMMARIES REPORT
ACCOUNT SUMMARY FEBRUARY 2024

FOR 2024 05

| | ORIGINAL APPROP | REVISED BUDGET | YTD ACTUAL | MTD ACTUAL | ENCUMBRANCES | AVAILABLE BUDGET | PCT USE/COL |
|------------------------------------|-------------------|-------------------|-------------------|------------------|-----------------|-------------------|--------------|
| 01100110 500400 VEHICLE ALLOWANCE | 19,200.00 | 19,200.00 | 7,384.40 | 1,476.88 | .00 | 11,815.60 | 38.5 |
| 01100110 500600 STAFF EMPLOYEES | 169,609.00 | 169,609.00 | 63,887.72 | 12,648.03 | .00 | 105,721.28 | 37.7 |
| 01100110 510100 FICA | 33,324.00 | 33,324.00 | 12,069.11 | 2,407.36 | .00 | 21,254.89 | 36.2 |
| 01100110 510200 MEDICARE | 7,794.00 | 7,794.00 | 2,822.71 | 563.02 | .00 | 4,971.29 | 36.2 |
| 01100110 510300 RETIREMENT | 59,713.00 | 59,713.00 | 22,650.21 | 4,520.03 | .00 | 37,062.79 | 37.9 |
| 01100110 510400 GROUP HEALTH INSUR | 60,710.00 | 60,710.00 | 28,363.18 | 5,316.68 | .00 | 32,346.82 | 46.7 |
| 01100110 510500 GROUP DENTAL INSUR | 3,510.00 | 3,510.00 | 1,522.40 | 299.86 | .00 | 1,987.60 | 43.4 |
| 01100110 510600 LIFE INSURANCE | 420.00 | 420.00 | 156.80 | 31.36 | .00 | 263.20 | 37.3 |
| 01100110 510700 UNEMPLOYMENT INSUR | 221.00 | 221.00 | 76.78 | 13.92 | .00 | 144.22 | 34.7 |
| 01100110 510900 WORKER'S COMPENSAT | 1,414.00 | 1,414.00 | 172.54 | 34.16 | .00 | 1,241.46 | 12.2 |
| 01100110 520100 SUPPLIES/OTH OPER | 4,000.00 | 4,000.00 | 450.10 | 450.10 | 1,319.90 | 2,230.00 | 44.3 |
| 01100110 540100 COMMUNICATIONS - M | 2,995.00 | 2,995.00 | 913.44 | 228.29 | 1,886.56 | 195.00 | 93.5 |
| 01100110 550300 TRAVEL AND TRAININ | 30,000.00 | 30,000.00 | 4,418.13 | 1,332.00 | .00 | 25,581.87 | 14.7 |
| 01100110 550500 ASSOCIATION DUES | 3,945.00 | 3,945.00 | 200.00 | .00 | .00 | 3,745.00 | 5.1 |
| 01100110 580100 INSURANCE AND BOND | 150.00 | 150.00 | 128.90 | .00 | .00 | 21.10 | 85.9 |
| TOTAL COMMISSIONERS' COURT | 745,663.00 | 745,663.00 | 277,817.33 | 55,881.31 | 3,206.46 | 464,639.21 | 37.7% |

002 COUNTY JUDGE

| | | | | | | | |
|------------------------------------|-------------------|-------------------|-------------------|------------------|---------------|-------------------|--------------|
| 01100210 500100 ELECTED OFFICIALS | 152,637.00 | 152,637.00 | 57,745.40 | 11,549.08 | .00 | 94,891.60 | 37.8 |
| 01100210 500200 Appointed Official | 58,193.00 | 58,193.00 | 24,386.44 | 4,826.12 | .00 | 33,806.56 | 41.9 |
| 01100210 500600 STAFF EMPLOYEES | 77,451.00 | 77,451.00 | 30,607.70 | 5,842.37 | .00 | 46,843.30 | 39.5 |
| 01100210 510100 FICA | 17,874.00 | 17,874.00 | 6,746.60 | 1,326.13 | .00 | 11,127.40 | 37.7 |
| 01100210 510200 MEDICARE | 4,180.00 | 4,180.00 | 1,577.82 | 310.14 | .00 | 2,602.18 | 37.7 |
| 01100210 510300 RETIREMENT | 32,028.00 | 32,028.00 | 12,525.31 | 2,468.36 | .00 | 19,502.69 | 39.1 |
| 01100210 510400 GROUP HEALTH INSUR | 30,062.00 | 30,062.00 | 11,007.12 | 2,546.70 | .00 | 19,054.88 | 36.6 |
| 01100210 510500 GROUP DENTAL INSUR | 1,338.00 | 1,338.00 | 553.10 | 106.00 | .00 | 784.90 | 41.3 |
| 01100210 510600 LIFE INSURANCE | 476.00 | 476.00 | 67.20 | 13.44 | .00 | 408.80 | 14.1 |
| 01100210 510700 UNEMPLOYMENT INSUR | 177.00 | 177.00 | 66.13 | 11.72 | .00 | 110.87 | 37.4 |
| 01100210 510900 WORKER'S COMPENSAT | 765.00 | 765.00 | 148.55 | 28.82 | .00 | 616.45 | 19.4 |
| 01100210 520100 SUPPLIES/OTH OPER | 3,800.00 | 3,800.00 | 298.07 | 30.98 | 313.91 | 3,188.02 | 16.1 |
| 01100210 522800 LAW BOOKS | 400.00 | 400.00 | 323.00 | .00 | .00 | 77.00 | 80.8 |
| 01100210 523100 NON-CAPITAL EQUIPM | 1,600.00 | 1,600.00 | .00 | .00 | .00 | 1,600.00 | .0 |
| 01100210 540100 COMMUNICATIONS - M | 500.00 | 500.00 | 157.48 | 39.37 | 342.52 | .00 | 100.0 |
| 01100210 550300 TRAVEL AND TRAININ | 16,000.00 | 16,000.00 | 3,452.79 | 403.99 | .00 | 12,547.21 | 21.6 |
| 01100210 550500 ASSOCIATION DUES | 385.00 | 385.00 | 500.00 | .00 | .00 | -115.00 | 129.9 |
| TOTAL COUNTY JUDGE | 397,866.00 | 397,866.00 | 150,162.71 | 29,503.22 | 656.43 | 247,046.86 | 37.9% |

003 COUNTY CLERK

| | | | | | | | |
|-----------------------------------|-----------|-----------|-----------|----------|-----|-----------|------|
| 01100310 500100 ELECTED OFFICIALS | 87,165.00 | 87,165.00 | 33,459.27 | 6,705.00 | .00 | 53,705.73 | 38.4 |
|-----------------------------------|-----------|-----------|-----------|----------|-----|-----------|------|

BUDGET SUMMARIES REPORT
ACCOUNT SUMMARY FEBRUARY 2024

FOR 2024 05

| | ORIGINAL APPROP | REVISED BUDGET | YTD ACTUAL | MTD ACTUAL | ENCUMBRANCES | AVAILABLE BUDGET | PCT USE/COL |
|------------------------------------|---------------------|---------------------|-------------------|------------------|------------------|-------------------|--------------|
| 01100310 500600 STAFF EMPLOYEES | 973,061.00 | 973,061.00 | 332,949.03 | 64,240.57 | .00 | 640,111.97 | 34.2 |
| 01100310 500700 OVERTIME COMPENSAT | 1,000.00 | 1,000.00 | .00 | .00 | .00 | 1,000.00 | .0 |
| 01100310 500800 TEMPORARY | 7,500.00 | 7,500.00 | .00 | .00 | .00 | 7,500.00 | .0 |
| 01100310 510100 FICA | 66,280.00 | 66,280.00 | 21,573.59 | 4,154.68 | .00 | 44,706.41 | 32.5 |
| 01100310 510200 MEDICARE | 15,501.00 | 15,501.00 | 5,045.44 | 971.68 | .00 | 10,455.56 | 32.5 |
| 01100310 510300 RETIREMENT | 117,902.00 | 117,902.00 | 40,707.95 | 7,882.05 | .00 | 77,194.05 | 34.5 |
| 01100310 510400 GROUP HEALTH INSUR | 169,984.00 | 169,984.00 | 53,402.51 | 11,140.87 | .00 | 116,581.49 | 31.4 |
| 01100310 510500 GROUP DENTAL INSUR | 10,698.00 | 10,698.00 | 3,002.83 | 598.59 | .00 | 7,695.17 | 28.1 |
| 01100310 510600 LIFE INSURANCE | 1,470.00 | 1,470.00 | 421.12 | 82.88 | .00 | 1,048.88 | 28.6 |
| 01100310 510700 UNEMPLOYMENT INSUR | 1,277.00 | 1,277.00 | 401.02 | 70.65 | .00 | 875.98 | 31.4 |
| 01100310 510900 WORKER'S COMPENSAT | 3,045.00 | 3,045.00 | 898.87 | 173.41 | .00 | 2,146.13 | 29.5 |
| 01100310 520100 SUPPLIES/OTH OPER | 25,000.00 | 25,000.00 | 680.00 | 161.17 | 14,482.17 | 9,837.83 | 60.6 |
| 01100310 522800 LAW BOOKS | 1,000.00 | 1,000.00 | 632.00 | .00 | .00 | 368.00 | 63.2 |
| 01100310 530100 EQUIPMENT OPER/MAI | 2,000.00 | 2,000.00 | .00 | .00 | .00 | 2,000.00 | .0 |
| 01100310 540100 COMMUNICATIONS - M | 712.00 | 712.00 | 164.18 | 54.76 | 535.82 | 12.00 | 98.3 |
| 01100310 550300 TRAVEL AND TRAININ | 9,000.00 | 9,000.00 | 1,631.98 | 890.90 | 121.52 | 7,246.50 | 19.5 |
| 01100310 550500 ASSOCIATION DUES | 355.00 | 355.00 | 355.00 | .00 | .00 | .00 | 100.0 |
| TOTAL COUNTY CLERK | 1,492,950.00 | 1,492,950.00 | 495,324.79 | 97,127.21 | 15,139.51 | 982,485.70 | 34.2% |

005 INFORMATION TECHNOLOGY SERVICE

| | | | | | | | |
|------------------------------------|--------------|--------------|--------------|------------|------------|--------------|------|
| 01100510 500600 STAFF EMPLOYEES | 3,095,543.00 | 3,095,543.00 | 1,070,896.90 | 222,960.74 | .00 | 2,024,646.10 | 34.6 |
| 01100510 500700 OVERTIME COMPENSAT | 10,000.00 | 10,000.00 | 1,252.43 | 418.92 | .00 | 8,747.57 | 12.5 |
| 01100510 510100 FICA | 192,544.00 | 192,544.00 | 63,256.90 | 13,195.19 | .00 | 129,287.10 | 32.9 |
| 01100510 510200 MEDICARE | 45,030.00 | 45,030.00 | 14,794.19 | 3,086.06 | .00 | 30,235.81 | 32.9 |
| 01100510 510300 RETIREMENT | 327,535.00 | 327,535.00 | 119,115.89 | 24,817.49 | .00 | 208,419.11 | 36.4 |
| 01100510 510400 GROUP HEALTH INSUR | 372,491.00 | 372,491.00 | 165,564.28 | 34,195.48 | .00 | 206,926.72 | 44.4 |
| 01100510 510500 GROUP DENTAL INSUR | 18,632.00 | 18,632.00 | 7,839.05 | 1,603.68 | .00 | 10,792.95 | 42.1 |
| 01100510 510600 LIFE INSURANCE | 2,559.00 | 2,559.00 | 1,013.54 | 206.08 | .00 | 1,545.46 | 39.6 |
| 01100510 510700 UNEMPLOYMENT INSUR | 4,037.00 | 4,037.00 | 1,285.36 | 245.65 | .00 | 2,751.64 | 31.8 |
| 01100510 510900 WORKER'S COMPENSAT | 8,085.00 | 8,085.00 | 2,894.74 | 603.11 | .00 | 5,190.26 | 35.8 |
| 01100510 520100 SUPPLIES/OTH OPER | 489,550.00 | 489,550.00 | 337,984.87 | 50,950.88 | 44,806.71 | 106,758.42 | 78.2 |
| 01100510 523000 NON-CAPITAL SOFTWA | 60,000.00 | 66,155.00 | 1,010.00 | 505.00 | 5,051.00 | 60,094.00 | 9.2 |
| 01100510 523100 NON-CAPITAL EQUIPM | 313,700.00 | 313,700.00 | 102,476.23 | 10,102.21 | 5,577.18 | 205,646.59 | 34.4 |
| 01100510 530100 EQUIPMENT OPER/MAI | 777,900.00 | 777,900.00 | 168,484.25 | 2,400.35 | 442.67 | 608,973.08 | 21.7 |
| 01100510 530200 VEHICLE OPERATION/ | 3,000.00 | 3,000.00 | 39.24 | 15.32 | .00 | 2,960.76 | 1.3 |
| 01100510 530800 SOFTWARE MAINTENAN | 4,427,994.00 | 4,453,594.00 | 2,652,649.87 | 595,219.02 | 235,046.50 | 1,565,897.63 | 64.8 |
| 01100510 540100 COMMUNICATIONS - M | 107,020.00 | 107,020.00 | 36,717.64 | 6,201.97 | 50,094.06 | 20,208.30 | 81.1 |
| 01100510 550300 TRAVEL AND TRAININ | 110,900.00 | 110,900.00 | 8,488.00 | 8,393.00 | .00 | 102,412.00 | 7.7 |
| 01100510 550500 ASSOCIATION DUES | 2,825.00 | 2,825.00 | .00 | .00 | .00 | 2,825.00 | .0 |
| 01100510 561400 PROFESSIONAL SERVI | 93,000.00 | 93,000.00 | .00 | .00 | .00 | 93,000.00 | .0 |

BUDGET SUMMARIES REPORT
ACCOUNT SUMMARY FEBRUARY 2024

FOR 2024 05

| | ORIGINAL APPROP | REVISED BUDGET | YTD ACTUAL | MTD ACTUAL | ENCUMBRANCES | AVAILABLE BUDGET | PCT USE/COL |
|------------------------------------|-----------------|----------------|--------------|--------------|--------------|------------------|-------------|
| 01100510 562200 CONTRACT SERVICES | 170,000.00 | 170,000.00 | 14,500.00 | 2,900.00 | 45,500.00 | 110,000.00 | 35.3 |
| 01100510 660500 CAPITAL OUTLAY TEC | 4,068,000.00 | 4,068,000.00 | 305,080.33 | 195,685.07 | 713,632.50 | 3,049,287.17 | 25.0 |
| TOTAL INFORMATION TECHNOLOGY S | 14,700,345.00 | 14,732,100.00 | 5,075,343.71 | 1,173,705.22 | 1,100,150.62 | 8,556,605.67 | 41.9% |

007 NON DEPARTMENTAL

| | | | | | | | |
|------------------------------------|--------------|--------------|--------------|------------|--------------|--------------|-------|
| 01100710 520100 SUPPLIES/OTH OPER | 2,500.00 | 2,500.00 | 179.97 | .00 | 982.92 | 1,337.11 | 46.5 |
| 01100710 522500 POSTAGE | 310,000.00 | 310,000.00 | 172,122.99 | 29,471.80 | 39,104.12 | 98,772.89 | 68.1 |
| 01100710 522900 PUBLICATIONS LEGAL | 30,500.00 | 30,500.00 | 1,454.00 | .00 | 17,546.00 | 11,500.00 | 62.3 |
| 01100710 540100 COMMUNICATIONS - M | 193,200.00 | 193,200.00 | 22,657.38 | 7,960.11 | 127,342.62 | 43,200.00 | 77.6 |
| 01100710 540200 TELEPHONE - LONG D | 24,000.00 | 24,000.00 | 3,417.37 | 1,088.29 | 8,582.63 | 12,000.00 | 50.0 |
| 01100710 550500 ASSOCIATION DUES | 70,632.00 | 70,632.00 | 42,701.76 | 2,440.00 | 27,883.10 | 47.14 | 99.9 |
| 01100710 561400 PROFESSIONAL SERVI | 375,000.00 | 375,000.00 | 87,549.04 | 68,940.68 | 53,750.00 | 233,700.96 | 37.7 |
| 01100710 562200 CONTRACT SERVICES | 100,000.00 | 100,000.00 | 37,252.37 | .00 | .00 | 62,747.63 | 37.3 |
| 01100710 562300 INTER LOCAL AGREEM | 1,450,000.00 | 1,590,500.00 | 795,228.00 | 397,614.00 | 704,772.00 | 90,500.00 | 94.3 |
| 01100710 580100 INSURANCE AND BOND | 600,000.00 | 740,500.00 | 656,122.48 | 144,799.65 | 77,998.52 | 6,379.00 | 99.1 |
| 01100710 580200 PUBLIC OFFICIALS L | 400,000.00 | 400,000.00 | 289,382.00 | 289,382.00 | .00 | 110,618.00 | 72.3 |
| 01100710 583000 CIVIL JUDGEMENTS | 50,000.00 | 50,000.00 | .00 | .00 | .00 | 50,000.00 | .0 |
| 01100710 599300 LEGISLATIVE & ADMI | 5,000.00 | 5,000.00 | 665.90 | .00 | .00 | 4,334.10 | 13.3 |
| 01100710 599310 PAST YR LEGISLATIV | 1.00 | 1.00 | .00 | .00 | .00 | 1.00 | .0 |
| 01100710 599501 CONTINGENCY-PAYROL | 603,474.00 | 432,380.00 | .00 | .00 | .00 | 432,380.00 | .0 |
| 01100710 599800 CONTINGENCY | 3,000,000.00 | 2,626,738.00 | .00 | .00 | .00 | 2,626,738.00 | .0 |
| 01100710 599900 OTHER CHARGES | 77,927.00 | 77,927.00 | 255.81 | 105.00 | .00 | 77,671.19 | .3 |
| TOTAL NON DEPARTMENTAL | 7,292,234.00 | 7,028,878.00 | 2,108,989.07 | 941,801.53 | 1,057,961.91 | 3,861,927.02 | 45.1% |

009 TREASURER

| | | | | | | | |
|------------------------------------|------------|------------|-----------|-----------|-----|------------|------|
| 01100915 500100 ELECTED OFFICIALS | 87,165.00 | 87,165.00 | 33,459.27 | 6,705.00 | .00 | 53,705.73 | 38.4 |
| 01100915 500600 STAFF EMPLOYEES | 198,092.00 | 198,092.00 | 76,615.19 | 15,145.53 | .00 | 121,476.81 | 38.7 |
| 01100915 500800 TEMPORARY | 10,000.00 | 10,000.00 | 6,783.39 | 1,328.38 | .00 | 3,216.61 | 67.8 |
| 01100915 500900 PART TIME POSITION | 28,000.00 | 28,000.00 | 9,585.00 | 1,895.00 | .00 | 18,415.00 | 34.2 |
| 01100915 510100 FICA | 20,042.00 | 20,042.00 | 7,234.96 | 1,440.45 | .00 | 12,807.04 | 36.1 |
| 01100915 510200 MEDICARE | 4,687.00 | 4,687.00 | 1,692.02 | 336.88 | .00 | 2,994.98 | 36.1 |
| 01100915 510300 RETIREMENT | 34,803.00 | 34,803.00 | 13,294.18 | 2,638.13 | .00 | 21,508.82 | 38.2 |
| 01100915 510400 GROUP HEALTH INSUR | 42,978.00 | 42,978.00 | 16,525.70 | 3,305.14 | .00 | 26,452.30 | 38.5 |
| 01100915 510500 GROUP DENTAL INSUR | 1,973.00 | 1,973.00 | 913.44 | 193.86 | .00 | 1,059.56 | 46.3 |
| 01100915 510600 LIFE INSURANCE | 240.00 | 240.00 | 89.60 | 17.92 | .00 | 150.40 | 37.3 |
| 01100915 510700 UNEMPLOYMENT INSUR | 277.00 | 277.00 | 111.71 | 20.21 | .00 | 165.29 | 40.3 |

BUDGET SUMMARIES REPORT
ACCOUNT SUMMARY FEBRUARY 2024

FOR 2024 05

| | ORIGINAL APPROP | REVISED BUDGET | YTD ACTUAL | MTD ACTUAL | ENCUMBRANCES | AVAILABLE BUDGET | PCT USE/COL |
|------------------------------------|-------------------|-------------------|-------------------|------------------|-----------------|-------------------|--------------|
| 01100915 510900 WORKER'S COMPENSAT | 637.00 | 637.00 | 251.12 | 49.61 | .00 | 385.88 | 39.4 |
| 01100915 520100 SUPPLIES/OTH OPER | 8,500.00 | 8,500.00 | 2,009.18 | 708.76 | 3,642.96 | 2,847.86 | 66.5 |
| 01100915 523100 NON-CAPITAL EQUIPM | 1,373.00 | 1,373.00 | 1,349.00 | 1,349.00 | .00 | 24.00 | 98.3 |
| 01100915 550300 TRAVEL AND TRAININ | 9,500.00 | 9,500.00 | 3,120.61 | 898.64 | .00 | 6,379.39 | 32.8 |
| 01100915 550500 ASSOCIATION DUES | 175.00 | 175.00 | .00 | .00 | .00 | 175.00 | .0 |
| 01100915 570100 RENTALS AND LEASES | 3,506.00 | 3,506.00 | 1,752.66 | 876.33 | 1,752.66 | .68 | 100.0 |
| 01100915 580100 INSURANCE AND BOND | 5,412.00 | 5,412.00 | 2,912.00 | .00 | .00 | 2,500.00 | 53.8 |
| TOTAL TREASURER | 457,360.00 | 457,360.00 | 177,699.03 | 36,908.84 | 5,395.62 | 274,265.35 | 40.0% |

010 TAX ASSESSOR/COLLECTOR

| | | | | | | | |
|-------------------------------------|---------------------|---------------------|-------------------|-------------------|------------------|---------------------|--------------|
| 01101015 500100 ELECTED OFFICIALS | 87,165.00 | 87,165.00 | 33,459.27 | 6,705.00 | .00 | 53,705.73 | 38.4 |
| 01101015 500600 STAFF EMPLOYEES | 1,641,938.00 | 1,641,938.00 | 572,346.20 | 116,058.96 | .00 | 1,069,591.80 | 34.9 |
| 01101015 500800 TEMPORARY | 40,000.00 | 40,000.00 | 910.00 | 255.00 | .00 | 39,090.00 | 2.3 |
| 01101015 500900 PART TIME POSITION | 17,400.00 | 17,400.00 | .00 | .00 | .00 | 17,400.00 | .0 |
| 01101015 510100 FICA | 110,920.00 | 110,920.00 | 35,860.45 | 7,247.67 | .00 | 75,059.55 | 32.3 |
| 01101015 510200 MEDICARE | 26,160.00 | 26,160.00 | 8,386.62 | 1,695.03 | .00 | 17,773.38 | 32.1 |
| 01101015 510300 RETIREMENT | 194,103.00 | 194,103.00 | 67,305.31 | 13,639.16 | .00 | 126,797.69 | 34.7 |
| 01101015 510400 GROUP HEALTH INSUR | 321,315.00 | 321,315.00 | 103,791.50 | 21,608.44 | .00 | 217,523.50 | 32.3 |
| 01101015 510500 GROUP DENTAL INSUR | 15,355.00 | 15,355.00 | 4,899.10 | 1,017.52 | .00 | 10,455.90 | 31.9 |
| 01101015 510600 LIFE INSURANCE | 2,220.00 | 2,220.00 | 712.32 | 147.84 | .00 | 1,507.68 | 32.1 |
| 01101015 510700 UNEMPLOYMENT INSUR | 2,210.00 | 2,210.00 | 687.62 | 127.96 | .00 | 1,522.38 | 31.1 |
| 01101015 510900 WORKER'S COMPENSAT | 4,821.00 | 4,821.00 | 1,547.60 | 313.99 | .00 | 3,273.40 | 32.1 |
| 01101015 520100 SUPPLIES/OTH OPER | 35,000.00 | 35,000.00 | 8,354.89 | 3,202.03 | 8,535.39 | 18,109.72 | 48.3 |
| 01101015 530200 VEHICLE OPERATION/ | 5,000.00 | 5,000.00 | 1,034.69 | 121.03 | 1,760.59 | 2,204.72 | 55.9 |
| 01101015 540100 COMMUNICATIONS - M | 3,900.00 | 3,900.00 | 934.10 | 308.24 | 1,290.78 | 1,675.12 | 57.0 |
| 01101015 550300 TRAVEL AND TRAININ | 20,500.00 | 20,500.00 | 6,181.48 | 275.00 | 804.29 | 13,514.23 | 34.1 |
| 01101015 550500 ASSOCIATION DUES | 375.00 | 375.00 | 225.00 | 225.00 | .00 | 150.00 | 60.0 |
| 01101015 562200 CONTRACT SERVICES | 16,860.00 | 16,860.00 | 13,230.00 | .00 | .00 | 3,630.00 | 78.5 |
| 01101015 570200 BUILDING RENTAL | 9,276.00 | 9,276.00 | 9,275.04 | .00 | .00 | .96 | 100.0 |
| 01101015 580100 INSURANCE AND BOND | 1,350.00 | 1,350.00 | .00 | .00 | .00 | 1,350.00 | .0 |
| TOTAL TAX ASSESSOR/COLLECTOR | 2,555,868.00 | 2,555,868.00 | 869,141.19 | 172,947.87 | 12,391.05 | 1,674,335.76 | 34.5% |

011 PURCHASING

| | | | | | | | |
|---------------------------------|------------|------------|------------|-----------|-----|------------|------|
| 01101115 500600 STAFF EMPLOYEES | 360,531.00 | 413,431.00 | 132,846.63 | 22,868.01 | .00 | 280,584.37 | 32.1 |
| 01101115 510100 FICA | 22,354.00 | 25,634.00 | 7,949.67 | 1,363.24 | .00 | 17,684.33 | 31.0 |
| 01101115 510200 MEDICARE | 5,228.00 | 5,995.00 | 1,859.21 | 318.82 | .00 | 4,135.79 | 31.0 |

BUDGET SUMMARIES REPORT
ACCOUNT SUMMARY FEBRUARY 2024

FOR 2024 05

| | ORIGINAL APPROP | REVISED BUDGET | YTD ACTUAL | MTD ACTUAL | ENCUMBRANCES | AVAILABLE BUDGET | PCT USE/COL |
|------------------------------------|-------------------|-------------------|-------------------|------------------|------------------|-------------------|--------------|
| 01101115 510300 RETIREMENT | 48,192.00 | 54,487.00 | 14,759.20 | 2,540.62 | .00 | 39,727.80 | 27.1 |
| 01101115 510400 GROUP HEALTH INSUR | 36,029.00 | 43,560.00 | 13,811.04 | 2,301.84 | .00 | 29,748.96 | 31.7 |
| 01101115 510500 GROUP DENTAL INSUR | 2,397.00 | 2,812.00 | 794.72 | 133.84 | .00 | 2,017.28 | 28.3 |
| 01101115 510600 LIFE INSURANCE | 360.00 | 420.00 | 129.92 | 22.40 | .00 | 290.08 | 30.9 |
| 01101115 510700 UNEMPLOYMENT INSUR | 469.00 | 522.00 | 159.95 | 25.14 | .00 | 362.05 | 30.6 |
| 01101115 510900 WORKER'S COMPENSAT | 973.00 | 1,116.00 | 358.67 | 61.74 | .00 | 757.33 | 32.1 |
| 01101115 520100 SUPPLIES/OTH OPER | 3,500.00 | 3,500.00 | 940.50 | 357.76 | 381.81 | 2,177.69 | 37.8 |
| 01101115 530100 EQUIPMENT OPER/MAI | 200.00 | 200.00 | .00 | .00 | .00 | 200.00 | .0 |
| 01101115 530200 VEHICLE OPERATION/ | 950.00 | 950.00 | 109.00 | 28.87 | 598.66 | 242.34 | 74.5 |
| 01101115 550300 TRAVEL AND TRAININ | 5,000.00 | 5,000.00 | .00 | .00 | .00 | 5,000.00 | .0 |
| 01101115 550500 ASSOCIATION DUES | 1,100.00 | 1,100.00 | 480.00 | 100.00 | .00 | 620.00 | 43.6 |
| 01101115 562200 CONTRACT SERVICES | 990.00 | 990.00 | .00 | .00 | .00 | 990.00 | .0 |
| 01101115 570100 RENTALS AND LEASES | 23,143.00 | 23,143.00 | 11,571.36 | 5,785.68 | 11,571.36 | .28 | 100.0 |
| TOTAL PURCHASING | 511,416.00 | 582,860.00 | 185,769.87 | 35,907.96 | 12,551.83 | 384,538.30 | 34.0% |

012 AUDITOR

| | | | | | | | |
|------------------------------------|---------------------|---------------------|-------------------|-------------------|-----------------|---------------------|--------------|
| 01101215 500200 APPOINTED OFFICIAL | 139,396.00 | 139,396.00 | 52,332.63 | 10,345.82 | .00 | 87,063.37 | 37.5 |
| 01101215 500600 STAFF EMPLOYEES | 1,141,640.00 | 1,141,640.00 | 312,329.78 | 72,374.97 | .00 | 829,310.22 | 27.4 |
| 01101215 500700 OVERTIME COMPENSAT | 500.00 | 500.00 | 28.50 | .00 | .00 | 471.50 | 5.7 |
| 01101215 500800 TEMPORARY | 9,300.00 | 9,300.00 | 3,560.65 | 739.14 | .00 | 5,739.35 | 38.3 |
| 01101215 500900 PART TIME POSITION | 26,229.00 | 26,229.00 | .00 | .00 | .00 | 26,229.00 | .0 |
| 01101215 510100 FICA | 81,379.00 | 81,379.00 | 22,018.16 | 5,015.65 | .00 | 59,360.84 | 27.1 |
| 01101215 510200 MEDICARE | 19,032.00 | 19,032.00 | 5,149.38 | 1,172.99 | .00 | 13,882.62 | 27.1 |
| 01101215 510300 RETIREMENT | 144,793.00 | 144,793.00 | 40,517.21 | 9,190.28 | .00 | 104,275.79 | 28.0 |
| 01101215 510400 GROUP HEALTH INSUR | 143,092.00 | 143,092.00 | 38,607.40 | 7,542.14 | .00 | 104,484.60 | 27.0 |
| 01101215 510500 GROUP DENTAL INSUR | 7,614.00 | 7,614.00 | 2,126.70 | 441.68 | .00 | 5,487.30 | 27.9 |
| 01101215 510600 LIFE INSURANCE | 1,080.00 | 1,080.00 | 273.28 | 53.76 | .00 | 806.72 | 25.3 |
| 01101215 510700 UNEMPLOYMENT INSUR | 1,706.00 | 1,706.00 | 439.18 | 91.79 | .00 | 1,266.82 | 25.7 |
| 01101215 510900 WORKER'S COMPENSAT | 3,544.00 | 3,544.00 | 994.42 | 225.37 | .00 | 2,549.58 | 28.1 |
| 01101215 520100 SUPPLIES/OTH OPER | 13,571.00 | 13,571.00 | 3,959.57 | 1,243.47 | 5,321.41 | 4,290.02 | 68.4 |
| 01101215 523000 NON-CAPITAL SOFTWA | 3,000.00 | 3,000.00 | .00 | .00 | .00 | 3,000.00 | .0 |
| 01101215 530100 EQUIPMENT OPER/MAI | 1,000.00 | 1,000.00 | .00 | .00 | .00 | 1,000.00 | .0 |
| 01101215 540100 COMMUNICATIONS - M | 540.00 | 540.00 | 88.80 | 44.40 | 178.00 | 273.20 | 49.4 |
| 01101215 550300 TRAVEL AND TRAININ | 25,439.00 | 25,439.00 | 17,957.34 | 8,069.80 | .00 | 7,481.66 | 70.6 |
| 01101215 550500 ASSOCIATION DUES | 5,035.00 | 5,035.00 | .00 | .00 | .00 | 5,035.00 | .0 |
| 01101215 580100 INSURANCE AND BOND | 200.00 | 200.00 | 92.50 | .00 | .00 | 107.50 | 46.3 |
| TOTAL AUDITOR | 1,768,090.00 | 1,768,090.00 | 500,475.50 | 116,551.26 | 5,499.41 | 1,262,115.09 | 28.6% |

013 HUMAN RESOURCES

| | | | | | | | |
|---------------------------------|------------|------------|------------|-----------|-----|------------|------|
| 01101315 500600 STAFF EMPLOYEES | 584,171.00 | 584,171.00 | 239,932.85 | 48,933.30 | .00 | 344,238.15 | 41.1 |
|---------------------------------|------------|------------|------------|-----------|-----|------------|------|

BUDGET SUMMARIES REPORT
ACCOUNT SUMMARY FEBRUARY 2024

FOR 2024 05

| | ORIGINAL APPROP | REVISED BUDGET | YTD ACTUAL | MTD ACTUAL | ENCUMBRANCES | AVAILABLE BUDGET | PCT USE/COL |
|------------------------------------|---------------------|---------------------|-------------------|------------------|------------------|-------------------|--------------|
| 01101315 500800 TEMPORARY | 18,000.00 | 18,000.00 | 2,121.00 | 294.00 | .00 | 15,879.00 | 11.8 |
| 01101315 510100 FICA | 40,514.00 | 40,514.00 | 14,132.93 | 2,858.67 | .00 | 26,381.07 | 34.9 |
| 01101315 510200 MEDICARE | 9,475.00 | 9,475.00 | 3,305.35 | 668.57 | .00 | 6,169.65 | 34.9 |
| 01101315 510300 RETIREMENT | 64,901.00 | 64,901.00 | 26,656.59 | 5,436.51 | .00 | 38,244.41 | 41.1 |
| 01101315 510400 GROUP HEALTH INSUR | 68,271.00 | 68,271.00 | 28,990.95 | 5,607.00 | .00 | 39,280.05 | 42.5 |
| 01101315 510500 GROUP DENTAL INSUR | 3,617.00 | 3,617.00 | 1,416.78 | 277.08 | .00 | 2,200.22 | 39.2 |
| 01101315 510600 LIFE INSURANCE | 480.00 | 480.00 | 161.28 | 31.36 | .00 | 318.72 | 33.6 |
| 01101315 510700 UNEMPLOYMENT INSUR | 850.00 | 850.00 | 290.61 | 54.17 | .00 | 559.39 | 34.2 |
| 01101315 510900 WORKER'S COMPENSAT | 1,765.00 | 1,765.00 | 653.64 | 132.95 | .00 | 1,111.36 | 37.0 |
| 01101315 520100 SUPPLIES/OTH OPER | 106,150.00 | 91,150.00 | 28,457.32 | 13,407.71 | 11,750.55 | 50,942.13 | 44.1 |
| 01101315 522800 LAW BOOKS | 2,500.00 | 2,500.00 | .00 | .00 | .00 | 2,500.00 | .0 |
| 01101315 540100 COMMUNICATIONS - M | 5,712.00 | 5,712.00 | 1,415.76 | 303.92 | 884.24 | 3,412.00 | 40.3 |
| 01101315 550300 TRAVEL AND TRAININ | 20,000.00 | 20,000.00 | 5,123.93 | 500.00 | 550.20 | 14,325.87 | 28.4 |
| 01101315 550500 ASSOCIATION DUES | 3,430.00 | 3,430.00 | 2,273.00 | 600.00 | .00 | 1,157.00 | 66.3 |
| 01101315 561400 PROFESSIONAL SERVI | 85,000.00 | 85,000.00 | 30,010.45 | 7,869.85 | 24,739.00 | 30,250.55 | 64.4 |
| 01101315 561500 PROFESSIONAL DEVEL | 25,000.00 | 25,000.00 | 46.90 | .00 | .00 | 24,953.10 | .2 |
| 01101315 570100 RENTALS AND LEASES | 1,000.00 | 1,000.00 | .00 | .00 | .00 | 1,000.00 | .0 |
| TOTAL HUMAN RESOURCES | 1,040,836.00 | 1,025,836.00 | 384,989.34 | 86,975.09 | 37,923.99 | 602,922.67 | 41.2% |

014 COURTS

| | | | | | | | |
|------------------------------------|--------------|--------------|------------|------------|-----------|--------------|-------|
| 01101420 500100 ELECTED OFFICIALS | 634,839.00 | 634,839.00 | 237,307.60 | 47,461.52 | .00 | 397,531.40 | 37.4 |
| 01101420 500200 APPOINTED OFFICIAL | 2,135,216.00 | 2,135,216.00 | 863,437.90 | 169,837.28 | .00 | 1,271,778.10 | 40.4 |
| 01101420 500600 STAFF EMPLOYEES | 1,108,237.00 | 1,108,237.00 | 350,943.14 | 71,109.27 | .00 | 757,293.86 | 31.7 |
| 01101420 500800 TEMPORARY | 101,000.00 | 101,000.00 | 23,248.75 | 7,487.50 | .00 | 77,751.25 | 23.0 |
| 01101420 500900 PART TIME POSITION | 25,000.00 | 25,000.00 | 7,200.93 | .00 | .00 | 17,799.07 | 28.8 |
| 01101420 501000 SUPPLEMENTAL SALAR | 31,200.00 | 31,200.00 | 8,000.00 | 2,800.00 | .00 | 23,200.00 | 25.6 |
| 01101420 510100 FICA | 248,266.00 | 248,266.00 | 88,793.64 | 17,727.66 | .00 | 159,472.36 | 35.8 |
| 01101420 510200 MEDICARE | 58,062.00 | 58,062.00 | 20,911.86 | 4,145.92 | .00 | 37,150.14 | 36.0 |
| 01101420 510300 RETIREMENT | 433,655.00 | 433,655.00 | 162,971.12 | 32,353.14 | .00 | 270,683.88 | 37.6 |
| 01101420 510400 GROUP HEALTH INSUR | 483,278.00 | 483,278.00 | 170,059.19 | 34,758.73 | .00 | 313,218.81 | 35.2 |
| 01101420 510500 GROUP DENTAL INSUR | 23,005.00 | 23,005.00 | 8,123.97 | 1,704.16 | .00 | 14,881.03 | 35.3 |
| 01101420 510600 LIFE INSURANCE | 3,120.00 | 3,120.00 | 980.20 | 202.68 | .00 | 2,139.80 | 31.4 |
| 01101420 510700 UNEMPLOYMENT INSUR | 4,380.00 | 4,380.00 | 1,598.31 | 289.50 | .00 | 2,781.69 | 36.5 |
| 01101420 510900 WORKER'S COMPENSAT | 9,097.00 | 9,097.00 | 3,431.82 | 678.49 | .00 | 5,665.18 | 37.7 |
| 01101420 520100 SUPPLIES/OTH OPER | 50,000.00 | 50,000.00 | 10,938.06 | 4,962.58 | 15,888.74 | 23,173.20 | 53.7 |
| 01101420 522800 LAW BOOKS | 10,000.00 | 10,000.00 | 10,015.30 | .00 | .00 | -15.30 | 100.2 |
| 01101420 523100 NON-CAPITAL EQUIPM | 10,000.00 | 10,000.00 | .00 | .00 | .00 | 10,000.00 | .0 |
| 01101420 540100 COMMUNICATIONS - M | 6,700.00 | 6,700.00 | 2,176.51 | 575.21 | 4,517.25 | 6.24 | 99.9 |
| 01101420 550300 TRAVEL AND TRAININ | 60,000.00 | 60,000.00 | 6,008.04 | 1,067.98 | 2,600.00 | 51,391.96 | 14.3 |
| 01101420 550500 ASSOCIATION DUES | 11,870.00 | 11,870.00 | 175.00 | .00 | 400.00 | 11,295.00 | 4.8 |

BUDGET SUMMARIES REPORT
ACCOUNT SUMMARY FEBRUARY 2024

FOR 2024 05

| | ORIGINAL APPROP | REVISED BUDGET | YTD ACTUAL | MTD ACTUAL | ENCUMBRANCES | AVAILABLE BUDGET | PCT USE/COL |
|------------------------------------|-----------------|----------------|--------------|------------|--------------|------------------|-------------|
| 01101420 580100 INSURANCE AND BOND | 10,000.00 | 10,000.00 | .00 | .00 | .00 | 10,000.00 | .0 |
| TOTAL COURTS | 5,456,925.00 | 5,456,925.00 | 1,976,321.34 | 397,161.62 | 23,405.99 | 3,457,197.67 | 36.6% |

015 APPELLATE COURTS

| | | | | | | | |
|------------------------------------|-----------|-----------|----------|----------|-----|-----------|-------|
| 01101520 501000 SUPPLEMENTAL SALAR | 19,280.00 | 19,280.00 | 7,415.20 | 1,483.04 | .00 | 11,864.80 | 38.5 |
| 01101520 510100 FICA | 1,195.00 | 1,195.00 | 459.76 | 91.96 | .00 | 735.24 | 38.5 |
| 01101520 510200 MEDICARE | 280.00 | 280.00 | 107.60 | 21.52 | .00 | 172.40 | 38.4 |
| 01101520 510300 RETIREMENT | 2,142.00 | 2,142.00 | 824.00 | 164.80 | .00 | 1,318.00 | 38.5 |
| 01101520 510500 GROUP DENTAL INSUR | 415.00 | 415.00 | .00 | .00 | .00 | 415.00 | .0 |
| 01101520 510600 LIFE INSURANCE | 240.00 | 240.00 | .00 | .00 | .00 | 240.00 | .0 |
| 01101520 510900 WORKER'S COMPENSAT | 52.00 | 52.00 | .00 | .00 | .00 | 52.00 | .0 |
| TOTAL APPELLATE COURTS | 23,604.00 | 23,604.00 | 8,806.56 | 1,761.32 | .00 | 14,797.44 | 37.3% |

023 DISTRICT CLERK

| | | | | | | | |
|------------------------------------|--------------|--------------|------------|------------|-----------|--------------|-------|
| 01102320 500100 ELECTED OFFICIALS | 87,165.00 | 87,165.00 | 33,459.27 | 6,705.00 | .00 | 53,705.73 | 38.4 |
| 01102320 500600 STAFF EMPLOYEES | 1,359,875.00 | 1,359,875.00 | 481,890.08 | 95,703.07 | .00 | 877,984.92 | 35.4 |
| 01102320 500700 OVERTIME COMPENSAT | 12,000.00 | 12,000.00 | .00 | .00 | .00 | 12,000.00 | .0 |
| 01102320 500800 TEMPORARY | 35,000.00 | 35,000.00 | 5,809.15 | 1,658.00 | .00 | 29,190.85 | 16.6 |
| 01102320 510100 FICA | 92,630.00 | 92,630.00 | 30,485.92 | 6,090.46 | .00 | 62,144.08 | 32.9 |
| 01102320 510200 MEDICARE | 21,796.00 | 21,796.00 | 7,129.99 | 1,424.40 | .00 | 14,666.01 | 32.7 |
| 01102320 510300 RETIREMENT | 162,099.00 | 162,099.00 | 57,255.05 | 11,377.50 | .00 | 104,843.95 | 35.3 |
| 01102320 510400 GROUP HEALTH INSUR | 237,068.00 | 237,068.00 | 107,854.84 | 20,907.34 | .00 | 129,213.16 | 45.5 |
| 01102320 510500 GROUP DENTAL INSUR | 12,865.00 | 12,865.00 | 4,856.21 | 937.84 | .00 | 8,008.79 | 37.7 |
| 01102320 510600 LIFE INSURANCE | 1,860.00 | 1,860.00 | 667.52 | 129.92 | .00 | 1,192.48 | 35.9 |
| 01102320 510700 UNEMPLOYMENT INSUR | 1,829.00 | 1,829.00 | 625.44 | 114.48 | .00 | 1,203.56 | 34.2 |
| 01102320 510900 WORKER'S COMPENSAT | 4,009.00 | 4,009.00 | 1,316.89 | 262.90 | .00 | 2,692.11 | 32.8 |
| 01102320 520100 SUPPLIES/OTH OPER | 98,940.00 | 98,440.00 | 33,594.48 | 26,012.99 | 38,621.44 | 26,224.08 | 73.4 |
| 01102320 522800 LAW BOOKS | 200.00 | 200.00 | .00 | .00 | .00 | 200.00 | .0 |
| 01102320 530100 EQUIPMENT OPER/MAI | 500.00 | 500.00 | .00 | .00 | .00 | 500.00 | .0 |
| 01102320 540100 COMMUNICATIONS - M | .00 | 500.00 | 151.78 | 101.20 | 259.32 | 88.90 | 82.2 |
| 01102320 550300 TRAVEL AND TRAININ | 13,000.00 | 13,000.00 | 2,825.87 | 1,886.86 | .00 | 10,174.13 | 21.7 |
| 01102320 550500 ASSOCIATION DUES | 200.00 | 200.00 | .00 | .00 | .00 | 200.00 | .0 |
| TOTAL DISTRICT CLERK | 2,141,036.00 | 2,141,036.00 | 767,922.49 | 173,311.96 | 38,880.76 | 1,334,232.75 | 37.7% |

030 JUDICIAL COMPLIANCE

| | | | | | | | |
|---------------------------------|------------|------------|------------|-----------|-----|------------|------|
| 01103010 500600 STAFF EMPLOYEES | 332,158.00 | 332,158.00 | 120,914.92 | 23,666.73 | .00 | 211,243.08 | 36.4 |
|---------------------------------|------------|------------|------------|-----------|-----|------------|------|

BUDGET SUMMARIES REPORT
ACCOUNT SUMMARY FEBRUARY 2024

FOR 2024 05

| | ORIGINAL APPROP | REVISED BUDGET | YTD ACTUAL | MTD ACTUAL | ENCUMBRANCES | AVAILABLE BUDGET | PCT USE/COL |
|------------------------------------|-------------------|-------------------|-------------------|------------------|--------------|-------------------|--------------|
| 01103010 510100 FICA | 20,593.00 | 20,593.00 | 7,271.45 | 1,420.49 | .00 | 13,321.55 | 35.3 |
| 01103010 510200 MEDICARE | 4,817.00 | 4,817.00 | 1,700.59 | 332.20 | .00 | 3,116.41 | 35.3 |
| 01103010 510300 RETIREMENT | 34,729.00 | 34,729.00 | 13,433.55 | 2,629.34 | .00 | 21,295.45 | 38.7 |
| 01103010 510400 GROUP HEALTH INSUR | 45,186.00 | 45,186.00 | 17,263.80 | 3,452.76 | .00 | 27,922.20 | 38.2 |
| 01103010 510500 GROUP DENTAL INSUR | 2,548.00 | 2,548.00 | 979.90 | 195.98 | .00 | 1,568.10 | 38.5 |
| 01103010 510600 LIFE INSURANCE | 360.00 | 360.00 | 134.40 | 26.88 | .00 | 225.60 | 37.3 |
| 01103010 510700 UNEMPLOYMENT INSUR | 431.00 | 431.00 | 145.32 | 26.02 | .00 | 285.68 | 33.7 |
| 01103010 510900 WORKER'S COMPENSAT | 897.00 | 897.00 | 326.39 | 63.88 | .00 | 570.61 | 36.4 |
| 01103010 520100 SUPPLIES/OTH OPER | 2,850.00 | 2,850.00 | .00 | .00 | .00 | 2,850.00 | .0 |
| 01103010 550300 TRAVEL AND TRAININ | 3,500.00 | 3,500.00 | .00 | .00 | .00 | 3,500.00 | .0 |
| 01103010 550500 ASSOCIATION DUES | 300.00 | 300.00 | .00 | .00 | .00 | 300.00 | .0 |
| TOTAL JUDICIAL COMPLIANCE | 448,369.00 | 448,369.00 | 162,170.32 | 31,814.28 | .00 | 286,198.68 | 36.2% |

031 JUSTICE OF THE PEACE PCT 1

| | | | | | | | |
|---------------------------------------|-------------------|-------------------|-------------------|------------------|-----------------|-------------------|--------------|
| 01103120 500100 ELECTED OFFICIALS | 87,165.00 | 87,165.00 | 33,459.27 | 6,705.00 | .00 | 53,705.73 | 38.4 |
| 01103120 500600 STAFF EMPLOYEES | 193,343.00 | 193,343.00 | 68,691.32 | 14,456.92 | .00 | 124,651.68 | 35.5 |
| 01103120 510100 FICA | 17,393.00 | 17,393.00 | 5,987.99 | 1,243.11 | .00 | 11,405.01 | 34.4 |
| 01103120 510200 MEDICARE | 4,285.00 | 4,285.00 | 1,400.42 | 290.72 | .00 | 2,884.58 | 32.7 |
| 01103120 510300 RETIREMENT | 31,165.00 | 31,165.00 | 11,348.89 | 2,351.08 | .00 | 19,816.11 | 36.4 |
| 01103120 510400 GROUP HEALTH INSUR | 58,331.00 | 58,331.00 | 20,094.97 | 3,911.54 | .00 | 38,236.03 | 34.4 |
| 01103120 510500 GROUP DENTAL INSUR | 2,756.00 | 2,756.00 | 1,053.90 | 210.78 | .00 | 1,702.10 | 38.2 |
| 01103120 510600 LIFE INSURANCE | 312.00 | 312.00 | 109.76 | 22.40 | .00 | 202.24 | 35.2 |
| 01103120 510700 UNEMPLOYMENT INSUR | 251.00 | 251.00 | 82.57 | 15.88 | .00 | 168.43 | 32.9 |
| 01103120 510900 WORKER'S COMPENSAT | 748.00 | 748.00 | 185.50 | 39.04 | .00 | 562.50 | 24.8 |
| 01103120 520100 SUPPLIES/OTH OPER | 470.00 | 4,700.00 | 2,155.98 | 1,232.85 | 1,775.48 | 768.54 | 83.6 |
| 01103120 550300 TRAVEL AND TRAININ | 200.00 | 200.00 | .00 | .00 | .00 | 200.00 | .0 |
| 01103120 580100 INSURANCE AND BOND | 150.00 | 150.00 | .00 | .00 | .00 | 150.00 | .0 |
| TOTAL JUSTICE OF THE PEACE PCT | 396,569.00 | 400,799.00 | 144,570.57 | 30,479.32 | 1,775.48 | 254,452.95 | 36.5% |

032 JUSTICE OF THE PEACE PCT 2

| | | | | | | | |
|------------------------------------|------------|------------|-----------|-----------|-----|------------|------|
| 01103220 500100 ELECTED OFFICIALS | 87,165.00 | 87,165.00 | 33,459.27 | 6,705.00 | .00 | 53,705.73 | 38.4 |
| 01103220 500600 STAFF EMPLOYEES | 173,124.00 | 173,124.00 | 64,585.11 | 12,365.03 | .00 | 108,538.89 | 37.3 |
| 01103220 500900 PART TIME POSITION | 7,917.00 | 7,917.00 | .00 | .00 | .00 | 7,917.00 | .0 |
| 01103220 510100 FICA | 16,630.00 | 16,630.00 | 5,808.97 | 1,129.02 | .00 | 10,821.03 | 34.9 |
| 01103220 510200 MEDICARE | 4,030.00 | 4,030.00 | 1,358.63 | 264.07 | .00 | 2,671.37 | 33.7 |
| 01103220 510300 RETIREMENT | 29,798.00 | 29,798.00 | 10,892.74 | 2,118.69 | .00 | 18,905.26 | 36.6 |

BUDGET SUMMARIES REPORT
ACCOUNT SUMMARY FEBRUARY 2024

FOR 2024 05

| | ORIGINAL APPROP | REVISED BUDGET | YTD ACTUAL | MTD ACTUAL | ENCUMBRANCES | AVAILABLE BUDGET | PCT USE/COL |
|---------------------------------------|-------------------|-------------------|-------------------|------------------|-----------------|-------------------|--------------|
| 01103220 510400 GROUP HEALTH INSUR | 34,476.00 | 34,476.00 | 15,848.37 | 2,939.49 | .00 | 18,627.63 | 46.0 |
| 01103220 510500 GROUP DENTAL INSUR | 2,490.00 | 2,490.00 | 688.91 | 125.23 | .00 | 1,801.09 | 27.7 |
| 01103220 510600 LIFE INSURANCE | 360.00 | 360.00 | 109.76 | 20.16 | .00 | 250.24 | 30.5 |
| 01103220 510700 UNEMPLOYMENT INSUR | 235.00 | 235.00 | 77.55 | 13.59 | .00 | 157.45 | 33.0 |
| 01103220 510900 WORKER'S COMPENSAT | 488.00 | 488.00 | 174.35 | 33.38 | .00 | 313.65 | 35.7 |
| 01103220 520100 SUPPLIES/OTH OPER | 6,000.00 | 6,000.00 | 1,379.95 | 444.08 | 2,145.05 | 2,475.00 | 58.8 |
| 01103220 550300 TRAVEL AND TRAININ | 5,700.00 | 5,700.00 | .00 | .00 | .00 | 5,700.00 | .0 |
| 01103220 550500 ASSOCIATION DUES | 705.00 | 705.00 | .00 | .00 | 115.00 | 590.00 | 16.3 |
| 01103220 580100 INSURANCE AND BOND | 249.00 | 249.00 | .00 | .00 | .00 | 249.00 | .0 |
| TOTAL JUSTICE OF THE PEACE PCT | 369,367.00 | 369,367.00 | 134,383.61 | 26,157.74 | 2,260.05 | 232,723.34 | 37.0% |

033 JUSTICE OF THE PEACE PCT 3

| | | | | | | | |
|---------------------------------------|-------------------|-------------------|-------------------|------------------|-----------------|-------------------|--------------|
| 01103320 500100 ELECTED OFFICIALS | 87,165.00 | 87,165.00 | 33,459.27 | 6,705.00 | .00 | 53,705.73 | 38.4 |
| 01103320 500600 STAFF EMPLOYEES | 190,580.00 | 190,580.00 | 70,974.63 | 14,136.66 | .00 | 119,605.37 | 37.2 |
| 01103320 500800 TEMPORARY | 10,000.00 | 10,000.00 | 1,662.50 | 550.00 | .00 | 8,337.50 | 16.6 |
| 01103320 510100 FICA | 17,840.00 | 17,840.00 | 6,191.40 | 1,249.09 | .00 | 11,648.60 | 34.7 |
| 01103320 510200 MEDICARE | 4,391.00 | 4,391.00 | 1,447.99 | 292.13 | .00 | 2,943.01 | 33.0 |
| 01103320 510300 RETIREMENT | 30,858.00 | 30,858.00 | 11,602.53 | 2,315.48 | .00 | 19,255.47 | 37.6 |
| 01103320 510400 GROUP HEALTH INSUR | 60,658.00 | 60,658.00 | 20,983.50 | 4,196.70 | .00 | 39,674.50 | 34.6 |
| 01103320 510500 GROUP DENTAL INSUR | 3,146.00 | 3,146.00 | 996.20 | 199.24 | .00 | 2,149.80 | 31.7 |
| 01103320 510600 LIFE INSURANCE | 312.00 | 312.00 | 112.00 | 22.40 | .00 | 200.00 | 35.9 |
| 01103320 510700 UNEMPLOYMENT INSUR | 261.00 | 261.00 | 87.28 | 16.14 | .00 | 173.72 | 33.4 |
| 01103320 510900 WORKER'S COMPENSAT | 767.00 | 767.00 | 196.08 | 39.64 | .00 | 570.92 | 25.6 |
| 01103320 520100 SUPPLIES/OTH OPER | 8,000.00 | 8,000.00 | 1,914.42 | 375.39 | 608.94 | 5,476.64 | 31.5 |
| 01103320 522800 LAW BOOKS | 1,000.00 | 1,000.00 | .00 | .00 | .00 | 1,000.00 | .0 |
| 01103320 550300 TRAVEL AND TRAININ | 10,000.00 | 10,000.00 | 1,040.00 | .00 | .00 | 8,960.00 | 10.4 |
| 01103320 550500 ASSOCIATION DUES | 715.00 | 715.00 | .00 | .00 | 510.00 | 205.00 | 71.3 |
| 01103320 561400 PROFESSIONAL SERVI | 2,000.00 | 2,000.00 | .00 | .00 | .00 | 2,000.00 | .0 |
| 01103320 580100 INSURANCE AND BOND | 200.00 | 200.00 | .00 | .00 | .00 | 200.00 | .0 |
| 01103320 599900 OTHER CHARGES | 1,000.00 | 1,000.00 | .00 | .00 | 1,000.00 | .00 | 100.0 |
| TOTAL JUSTICE OF THE PEACE PCT | 428,893.00 | 428,893.00 | 150,667.80 | 30,097.87 | 2,118.94 | 276,106.26 | 35.6% |

034 JUSTICE OF THE PEACE PCT 4

| | | | | | | | |
|-----------------------------------|------------|------------|-----------|-----------|-----|------------|------|
| 01103420 500100 ELECTED OFFICIALS | 87,165.00 | 87,165.00 | 33,459.27 | 6,705.00 | .00 | 53,705.73 | 38.4 |
| 01103420 500600 STAFF EMPLOYEES | 194,846.00 | 194,846.00 | 73,181.79 | 14,299.25 | .00 | 121,664.21 | 37.6 |
| 01103420 510100 FICA | 17,608.00 | 17,608.00 | 6,178.59 | 1,211.12 | .00 | 11,429.41 | 35.1 |

BUDGET SUMMARIES REPORT
ACCOUNT SUMMARY FEBRUARY 2024

FOR 2024 05

| | ORIGINAL APPROP | REVISED BUDGET | YTD ACTUAL | MTD ACTUAL | ENCUMBRANCES | AVAILABLE BUDGET | PCT USE/COL |
|---------------------------------------|-------------------|-------------------|-------------------|------------------|-----------------|-------------------|--------------|
| 01103420 510200 MEDICARE | 4,119.00 | 4,119.00 | 1,445.03 | 283.28 | .00 | 2,673.97 | 35.1 |
| 01103420 510300 RETIREMENT | 31,553.00 | 31,553.00 | 11,847.79 | 2,333.58 | .00 | 19,705.21 | 37.5 |
| 01103420 510400 GROUP HEALTH INSUR | 69,966.00 | 69,966.00 | 22,037.74 | 4,284.52 | .00 | 47,928.26 | 31.5 |
| 01103420 510500 GROUP DENTAL INSUR | 2,834.00 | 2,834.00 | 958.15 | 191.35 | .00 | 1,875.85 | 33.8 |
| 01103420 510600 LIFE INSURANCE | 312.00 | 312.00 | 102.86 | 20.17 | .00 | 209.14 | 33.0 |
| 01103420 510700 UNEMPLOYMENT INSUR | 256.00 | 256.00 | 87.83 | 15.72 | .00 | 168.17 | 34.3 |
| 01103420 510900 WORKER'S COMPENSAT | 532.00 | 532.00 | 197.58 | 38.60 | .00 | 334.42 | 37.1 |
| 01103420 520100 SUPPLIES/OTH OPER | 6,000.00 | 6,000.00 | 776.38 | 67.86 | 4,223.61 | 1,000.01 | 83.3 |
| 01103420 522800 LAW BOOKS | 250.00 | 250.00 | .00 | .00 | .00 | 250.00 | .0 |
| 01103420 550300 TRAVEL AND TRAININ | 3,500.00 | 3,500.00 | 460.00 | 260.00 | .00 | 3,040.00 | 13.1 |
| 01103420 550500 ASSOCIATION DUES | 350.00 | 350.00 | 130.00 | .00 | .00 | 220.00 | 37.1 |
| TOTAL JUSTICE OF THE PEACE PCT | 419,291.00 | 419,291.00 | 150,863.01 | 29,710.45 | 4,223.61 | 264,204.38 | 37.0% |
| 038 CENTRAL JURY | | | | | | | |
| 01103820 520100 SUPPLIES/OTH OPER | 27,260.00 | 27,260.00 | 614.32 | .00 | 2,385.68 | 24,260.00 | 11.0 |
| 01103820 590100 JURY PAY | 350,000.00 | 350,000.00 | 73,434.75 | 10,824.75 | 4,000.00 | 272,565.25 | 22.1 |
| TOTAL CENTRAL JURY | 377,260.00 | 377,260.00 | 74,049.07 | 10,824.75 | 6,385.68 | 296,825.25 | 21.3% |
| 039 JUDICIAL | | | | | | | |
| 01103920 522800 LAW BOOKS | 11,000.00 | 11,000.00 | 3,338.50 | 793.00 | 6,528.00 | 1,133.50 | 89.7 |
| 01103920 560100 APPOINTED ATTYS-CI | 1,062,000.00 | 1,062,000.00 | 385,966.01 | 126,689.00 | .00 | 676,033.99 | 36.3 |
| 01103920 560200 APPOINTED ATTYS-CR | 65,000.00 | 65,000.00 | 607.50 | .00 | .00 | 64,392.50 | .9 |
| 01103920 560300 APPOINTED ATTYS-JU | 140,000.00 | 140,000.00 | 50,510.00 | 12,370.00 | .00 | 89,490.00 | 36.1 |
| 01103920 560400 APPOINTED ATTYS-ME | 25,000.00 | 25,000.00 | 8,757.50 | 3,080.00 | .00 | 16,242.50 | 35.0 |
| 01103920 560500 COURT REPORTER TRA | 140,000.00 | 140,000.00 | 71,427.50 | 30,399.50 | .00 | 68,572.50 | 51.0 |
| 01103920 560700 APPTD JUDGE/REPTE | 70,000.00 | 70,000.00 | 26,804.06 | 4,310.00 | .00 | 43,195.94 | 38.3 |
| 01103920 560800 WITNESS/INTERPRETE | 45,000.00 | 45,000.00 | 13,088.89 | 2,666.87 | 1,151.11 | 30,760.00 | 31.6 |
| 01103920 561100 INMATE MEDICAL | 10,000.00 | 10,000.00 | 1,236.00 | 620.00 | .00 | 8,764.00 | 12.4 |
| 01103920 561400 PROFESSIONAL SERVI | 180,000.00 | 180,000.00 | 53,875.00 | 9,600.00 | .00 | 126,125.00 | 29.9 |
| 01103920 562200 CONTRACT SERVICES | 6,139,685.00 | 6,139,685.00 | 3,690,464.65 | 8,875.35 | 2,446,099.35 | 3,121.00 | 99.9 |
| 01103920 562320 EXPERT WITNESS-JUV | 560.00 | 560.00 | .00 | .00 | .00 | 560.00 | .0 |
| 01103920 562700 EXPERT WITNESS-CRI | 150,000.00 | 150,000.00 | .00 | .00 | .00 | 150,000.00 | .0 |
| 01103920 564100 INVESTIGATOR EXP-C | 1,000.00 | 1,000.00 | .00 | .00 | .00 | 1,000.00 | .0 |
| 01103920 564210 INVESTIGATOR EXP-C | 150,000.00 | 150,000.00 | 10,090.63 | .00 | .00 | 139,909.37 | 6.7 |
| 01103920 564300 INVESTIGATOR EXP-J | 300.00 | 300.00 | .00 | .00 | .00 | 300.00 | .0 |
| 01103920 590200 JURY EXPENSE | 3,000.00 | 3,000.00 | 407.98 | 128.48 | 2,592.02 | .00 | 100.0 |

BUDGET SUMMARIES REPORT
ACCOUNT SUMMARY FEBRUARY 2024

FOR 2024 05

| | ORIGINAL APPROP | REVISED BUDGET | YTD ACTUAL | MTD ACTUAL | ENCUMBRANCES | AVAILABLE BUDGET | PCT USE/COL |
|----------------------------------|-----------------|----------------|--------------|------------|--------------|------------------|-------------|
| 01103920 599960 JUDICIAL SUPPORT | 66,538.00 | 66,538.00 | 65,024.19 | .00 | .00 | 1,513.81 | 97.7 |
| TOTAL JUDICIAL | 8,259,083.00 | 8,259,083.00 | 4,381,598.41 | 199,532.20 | 2,456,370.48 | 1,421,114.11 | 82.8% |

040 DISTRICT ATTORNEY

| | | | | | | | |
|------------------------------------|--------------|--------------|--------------|------------|------------|--------------|-------|
| 01104025 500100 ELECTED OFFICIALS | 30,000.00 | 30,000.00 | 11,538.50 | 2,307.70 | .00 | 18,461.50 | 38.5 |
| 01104025 500200 APPOINTED OFFICIAL | 312,629.00 | 312,629.00 | 121,923.62 | 24,617.38 | .00 | 190,705.38 | 39.0 |
| 01104025 500600 STAFF EMPLOYEES | 6,398,103.00 | 6,378,103.00 | 2,212,805.96 | 462,940.33 | .00 | 4,165,297.04 | 34.7 |
| 01104025 500700 OVERTIME COMPENSAT | 5,720.00 | 25,720.00 | 9,100.00 | 1,812.50 | .00 | 16,620.00 | 35.4 |
| 01104025 500800 TEMPORARY | 54,065.00 | 54,065.00 | 4,203.00 | 938.25 | .00 | 49,862.00 | 7.8 |
| 01104025 500900 PART TIME POSITION | 52,366.00 | 52,366.00 | 17,452.44 | 3,665.73 | .00 | 34,913.56 | 33.3 |
| 01104025 501301 LONGEVITY CDA | .00 | .00 | .00 | 17,160.00 | .00 | .00 | .0 |
| 01104025 510100 FICA | 424,878.00 | 424,878.00 | 144,509.97 | 30,799.30 | .00 | 280,368.03 | 34.0 |
| 01104025 510200 MEDICARE | 99,366.00 | 99,366.00 | 33,796.83 | 7,202.99 | .00 | 65,569.17 | 34.0 |
| 01104025 510300 RETIREMENT | 755,349.00 | 755,349.00 | 267,240.16 | 56,819.20 | .00 | 488,108.84 | 35.4 |
| 01104025 510400 GROUP HEALTH INSUR | 656,659.00 | 656,659.00 | 231,728.30 | 46,924.61 | .00 | 424,930.70 | 35.3 |
| 01104025 510500 GROUP DENTAL INSUR | 32,785.00 | 32,785.00 | 11,788.88 | 2,403.76 | .00 | 20,996.12 | 36.0 |
| 01104025 510600 LIFE INSURANCE | 4,740.00 | 4,740.00 | 1,614.07 | 330.63 | .00 | 3,125.93 | 34.1 |
| 01104025 510700 UNEMPLOYMENT INSUR | 8,870.00 | 8,870.00 | 2,870.24 | 562.37 | .00 | 5,999.76 | 32.4 |
| 01104025 510900 WORKER'S COMPENSAT | 18,422.00 | 18,422.00 | 6,477.97 | 1,380.13 | .00 | 11,944.03 | 35.2 |
| 01104025 520100 SUPPLIES/OTH OPER | 54,245.00 | 54,245.00 | 12,179.08 | 4,204.99 | 19,716.89 | 22,349.03 | 58.8 |
| 01104025 522800 LAW BOOKS | 21,000.00 | 21,000.00 | 8,641.79 | 1,740.13 | 12,358.21 | .00 | 100.0 |
| 01104025 530100 EQUIPMENT OPER/MAI | 5,600.00 | 5,600.00 | .00 | .00 | .00 | 5,600.00 | .0 |
| 01104025 530200 VEHICLE OPERATION/ | 35,000.00 | 35,000.00 | 8,901.55 | 2,307.97 | 22,127.31 | 3,971.14 | 88.7 |
| 01104025 550300 TRAVEL AND TRAININ | 14,250.00 | 14,250.00 | 4,788.00 | -350.00 | .00 | 9,462.00 | 33.6 |
| 01104025 550500 ASSOCIATION DUES | 9,000.00 | 9,000.00 | .00 | .00 | .00 | 9,000.00 | .0 |
| 01104025 560600 TRANSCRIPTIONS & A | 40,000.00 | 40,000.00 | 8,034.75 | 455.00 | .00 | 31,965.25 | 20.1 |
| 01104025 561400 PROFESSIONAL SERVI | 4,000.00 | 4,000.00 | 1,215.14 | 680.85 | .00 | 2,784.86 | 30.4 |
| 01104025 562200 CONTRACT SERVICES | 196,000.00 | 196,000.00 | 67,194.53 | 32,051.35 | 128,805.47 | .00 | 100.0 |
| 01104025 562700 EXPERT WITNESS-CRI | 90,000.00 | 90,000.00 | 3,500.00 | .00 | 48,000.00 | 38,500.00 | 57.2 |
| 01104025 580100 INSURANCE AND BOND | 100.00 | 100.00 | .00 | .00 | .00 | 100.00 | .0 |
| 01104025 604000 CAPITAL OUTLAY-DIS | 78,000.00 | 78,000.00 | 78,000.00 | .00 | 31,897.68 | -31,897.68 | 140.9 |
| TOTAL DISTRICT ATTORNEY | 9,401,147.00 | 9,401,147.00 | 3,269,504.78 | 700,955.17 | 262,905.56 | 5,868,736.66 | 37.6% |

041 CONSTABLE PCT 1

| | | | | | | | |
|-----------------------------------|-----------|-----------|-----------|----------|-----|-----------|------|
| 01104130 500100 ELECTED OFFICIALS | 66,575.00 | 66,575.00 | 25,555.89 | 5,121.22 | .00 | 41,019.11 | 38.4 |
| 01104130 500600 STAFF EMPLOYEES | 90,540.00 | 90,540.00 | 21,003.08 | 7,071.53 | .00 | 69,536.92 | 23.2 |

BUDGET SUMMARIES REPORT
ACCOUNT SUMMARY FEBRUARY 2024

FOR 2024 05

| | ORIGINAL APPROP | REVISED BUDGET | YTD ACTUAL | MTD ACTUAL | ENCUMBRANCES | AVAILABLE BUDGET | PCT USE/COL |
|------------------------------------|-------------------|-------------------|------------------|------------------|------------------|-------------------|--------------|
| 01104130 510100 FICA | 9,741.00 | 9,741.00 | 2,860.83 | 750.15 | .00 | 6,880.17 | 29.4 |
| 01104130 510200 MEDICARE | 2,278.00 | 2,278.00 | 669.08 | 175.44 | .00 | 1,608.92 | 29.4 |
| 01104130 510300 RETIREMENT | 17,456.00 | 17,456.00 | 5,172.68 | 1,354.61 | .00 | 12,283.32 | 29.6 |
| 01104130 510400 GROUP HEALTH INSUR | 22,593.00 | 22,593.00 | 5,179.14 | 1,150.92 | .00 | 17,413.86 | 22.9 |
| 01104130 510500 GROUP DENTAL INSUR | 1,245.00 | 1,245.00 | 282.42 | 62.76 | .00 | 962.58 | 22.7 |
| 01104130 510600 LIFE INSURANCE | 198.00 | 198.00 | 40.32 | 8.96 | .00 | 157.68 | 20.4 |
| 01104130 510700 UNEMPLOYMENT INSUR | 118.00 | 118.00 | 24.44 | 7.78 | .00 | 93.56 | 20.7 |
| 01104130 510900 WORKER'S COMPENSAT | 6,113.00 | 6,113.00 | 759.59 | 192.25 | .00 | 5,353.41 | 12.4 |
| 01104130 520100 SUPPLIES/OTH OPER | 2,100.00 | 2,100.00 | 540.54 | 77.01 | .00 | 1,559.46 | 25.7 |
| 01104130 522400 UNIFORMS | 2,000.00 | 2,000.00 | 466.79 | 72.80 | 891.63 | 641.58 | 67.9 |
| 01104130 523100 NON-CAPITAL EQUIPM | 9,795.00 | 9,795.00 | 4,384.33 | 2,086.27 | .00 | 5,410.67 | 44.8 |
| 01104130 530100 EQUIPMENT OPER/MAI | 300.00 | 300.00 | .00 | .00 | .00 | 300.00 | .0 |
| 01104130 530200 VEHICLE OPERATION/ | 21,000.00 | 21,000.00 | 1,905.75 | 647.86 | 10,412.08 | 8,682.17 | 58.7 |
| 01104130 540100 COMMUNICATIONS - M | 3,510.00 | 3,510.00 | 438.66 | 149.00 | 1,561.34 | 1,510.00 | 57.0 |
| 01104130 550300 TRAVEL AND TRAININ | 1,500.00 | 1,500.00 | 214.00 | 214.00 | .00 | 1,286.00 | 14.3 |
| 01104130 550500 ASSOCIATION DUES | 190.00 | 190.00 | .00 | .00 | 130.00 | 60.00 | 68.4 |
| TOTAL CONSTABLE PCT 1 | 257,252.00 | 257,252.00 | 69,497.54 | 19,142.56 | 12,995.05 | 174,759.41 | 32.1% |

042 CONSTABLE PCT 2

| | | | | | | | |
|------------------------------------|-------------------|-------------------|------------------|-----------------|-----------------|------------------|--------------|
| 01104230 500100 ELECTED OFFICIALS | 66,575.00 | 66,575.00 | 25,130.14 | 5,121.22 | .00 | 41,444.86 | 37.7 |
| 01104230 510100 FICA | 4,128.00 | 4,128.00 | 1,459.75 | 297.85 | .00 | 2,668.25 | 35.4 |
| 01104230 510200 MEDICARE | 965.00 | 965.00 | 341.40 | 69.66 | .00 | 623.60 | 35.4 |
| 01104230 510300 RETIREMENT | 7,397.00 | 7,397.00 | 2,791.92 | 568.96 | .00 | 4,605.08 | 37.7 |
| 01104230 510400 GROUP HEALTH INSUR | 13,988.00 | 13,988.00 | 5,372.70 | 1,074.54 | .00 | 8,615.30 | 38.4 |
| 01104230 510500 GROUP DENTAL INSUR | 520.00 | 520.00 | 195.40 | 39.08 | .00 | 324.60 | 37.6 |
| 01104230 510600 LIFE INSURANCE | 78.00 | 78.00 | 22.40 | 4.48 | .00 | 55.60 | 28.7 |
| 01104230 510900 WORKER'S COMPENSAT | 2,809.00 | 2,809.00 | .00 | .00 | .00 | 2,809.00 | .0 |
| 01104230 520100 SUPPLIES/OTH OPER | 2,500.00 | 2,500.00 | 72.19 | .00 | .00 | 2,427.81 | 2.9 |
| 01104230 522800 LAW BOOKS | 200.00 | 200.00 | .00 | .00 | .00 | 200.00 | .0 |
| 01104230 530100 EQUIPMENT OPER/MAI | 300.00 | 300.00 | .00 | .00 | .00 | 300.00 | .0 |
| 01104230 530200 VEHICLE OPERATION/ | 9,000.00 | 9,000.00 | 1,556.56 | 194.06 | 3,093.37 | 4,350.07 | 51.7 |
| 01104230 540100 COMMUNICATIONS - M | 4,000.00 | 4,000.00 | 228.43 | 71.85 | 971.57 | 2,800.00 | 30.0 |
| 01104230 550300 TRAVEL AND TRAININ | 1,425.00 | 1,425.00 | .00 | .00 | .00 | 1,425.00 | .0 |
| 01104230 550500 ASSOCIATION DUES | 130.00 | 130.00 | .00 | .00 | .00 | 130.00 | .0 |
| TOTAL CONSTABLE PCT 2 | 114,015.00 | 114,015.00 | 37,170.89 | 7,441.70 | 4,064.94 | 72,779.17 | 36.2% |

043 CONSTABLE PCT 3

| | | | | | | | |
|-----------------------------------|-----------|-----------|-----------|----------|-----|-----------|------|
| 01104330 500100 ELECTED OFFICIALS | 55,285.00 | 55,285.00 | 21,221.80 | 4,252.70 | .00 | 34,063.20 | 38.4 |
|-----------------------------------|-----------|-----------|-----------|----------|-----|-----------|------|

BUDGET SUMMARIES REPORT
ACCOUNT SUMMARY FEBRUARY 2024

FOR 2024 05

| | ORIGINAL APPROP | REVISED BUDGET | YTD ACTUAL | MTD ACTUAL | ENCUMBRANCES | AVAILABLE BUDGET | PCT USE/COL |
|------------------------------------|------------------|------------------|------------------|-----------------|-----------------|------------------|--------------|
| 01104330 510100 FICA | 3,428.00 | 3,428.00 | 1,268.82 | 263.67 | .00 | 2,159.18 | 37.0 |
| 01104330 510200 MEDICARE | 802.00 | 802.00 | 296.74 | 61.66 | .00 | 505.26 | 37.0 |
| 01104330 510300 RETIREMENT | 6,142.00 | 6,142.00 | 2,357.76 | 472.48 | .00 | 3,784.24 | 38.4 |
| 01104330 510400 GROUP HEALTH INSUR | 7,531.00 | 7,531.00 | 1,905.89 | .00 | .00 | 5,625.11 | 25.3 |
| 01104330 510500 GROUP DENTAL INSUR | 416.00 | 416.00 | 109.83 | .00 | .00 | 306.17 | 26.4 |
| 01104330 510600 LIFE INSURANCE | 78.00 | 78.00 | 15.68 | .00 | .00 | 62.32 | 20.1 |
| 01104330 510900 WORKER'S COMPENSAT | 2,287.00 | 2,287.00 | .00 | .00 | .00 | 2,287.00 | .0 |
| 01104330 520100 SUPPLIES/OTH OPER | 1,000.00 | 1,700.00 | 855.77 | 29.45 | 32.05 | 812.18 | 52.2 |
| 01104330 522400 UNIFORMS | 1,500.00 | 1,500.00 | 731.00 | 195.00 | .00 | 769.00 | 48.7 |
| 01104330 522800 LAW BOOKS | 100.00 | 100.00 | .00 | .00 | .00 | 100.00 | .0 |
| 01104330 530100 EQUIPMENT OPER/MAI | 8,000.00 | 8,000.00 | 2,719.93 | 2,620.06 | 1,418.13 | 3,861.94 | 51.7 |
| 01104330 530200 VEHICLE OPERATION/ | 10,000.00 | 9,020.00 | 2,936.67 | 664.21 | 4,918.99 | 1,164.34 | 87.1 |
| 01104330 540100 COMMUNICATIONS - M | 1,200.00 | 1,480.00 | 833.40 | .00 | 350.00 | 296.60 | 80.0 |
| 01104330 550300 TRAVEL AND TRAININ | 1,500.00 | 1,500.00 | 257.00 | 257.00 | .00 | 1,243.00 | 17.1 |
| TOTAL CONSTABLE PCT 3 | 99,269.00 | 99,269.00 | 35,510.29 | 8,816.23 | 6,719.17 | 57,039.54 | 42.5% |

044 CONSTABLE PCT 4

| | | | | | | | |
|------------------------------------|------------------|------------------|------------------|-----------------|-----------------|------------------|--------------|
| 01104430 500100 ELECTED OFFICIALS | 55,285.00 | 55,285.00 | 13,383.49 | 4,252.70 | .00 | 41,901.51 | 24.2 |
| 01104430 510100 FICA | 3,428.00 | 3,428.00 | 816.39 | 263.67 | .00 | 2,611.61 | 23.8 |
| 01104430 510200 MEDICARE | 802.00 | 802.00 | 190.92 | 61.66 | .00 | 611.08 | 23.8 |
| 01104430 510300 RETIREMENT | 6,142.00 | 6,142.00 | 1,486.92 | 472.48 | .00 | 4,655.08 | 24.2 |
| 01104430 510400 GROUP HEALTH INSUR | 13,988.00 | 13,988.00 | 537.27 | .00 | .00 | 13,450.73 | 3.8 |
| 01104430 510500 GROUP DENTAL INSUR | 728.00 | 728.00 | 27.08 | .00 | .00 | 700.92 | 3.7 |
| 01104430 510600 LIFE INSURANCE | 78.00 | 78.00 | 2.24 | .00 | .00 | 75.76 | 2.9 |
| 01104430 510900 WORKER'S COMPENSAT | 2,287.00 | 2,287.00 | .00 | .00 | .00 | 2,287.00 | .0 |
| 01104430 520100 SUPPLIES/OTH OPER | 1,580.00 | 1,580.00 | 426.45 | 322.00 | 394.88 | 758.67 | 52.0 |
| 01104430 522400 UNIFORMS | 1,100.00 | 1,100.00 | 560.15 | 221.20 | .00 | 539.85 | 50.9 |
| 01104430 530100 EQUIPMENT OPER/MAI | 300.00 | 300.00 | 187.68 | .00 | .00 | 112.32 | 62.6 |
| 01104430 530200 VEHICLE OPERATION/ | 8,000.00 | 8,000.00 | 817.68 | 189.08 | 3,709.67 | 3,472.65 | 56.6 |
| 01104430 540100 COMMUNICATIONS - M | 2,120.00 | 2,120.00 | 312.77 | .00 | 721.80 | 1,085.43 | 48.8 |
| 01104430 550300 TRAVEL AND TRAININ | 2,200.00 | 2,200.00 | .00 | .00 | .00 | 2,200.00 | .0 |
| 01104430 550500 ASSOCIATION DUES | 150.00 | 150.00 | 130.00 | .00 | .00 | 20.00 | 86.7 |
| 01104430 580100 INSURANCE AND BOND | .00 | .00 | -43.00 | -43.00 | .00 | 43.00 | 100.0 |
| TOTAL CONSTABLE PCT 4 | 98,188.00 | 98,188.00 | 18,836.04 | 5,739.79 | 4,826.35 | 74,525.61 | 24.1% |

045 MEDICAL EXAMINER

| | | | | | | | |
|------------------------------------|------------|------------|-----------|-----------|-----|-----------|------|
| 01104530 500200 APPOINTED OFFICIAL | 135,188.00 | 135,188.00 | 52,002.04 | 10,385.24 | .00 | 83,185.96 | 38.5 |
|------------------------------------|------------|------------|-----------|-----------|-----|-----------|------|

BUDGET SUMMARIES REPORT
ACCOUNT SUMMARY FEBRUARY 2024

FOR 2024 05

| | | | ORIGINAL APPROP | REVISED BUDGET | YTD ACTUAL | MTD ACTUAL | ENCUMBRANCES | AVAILABLE BUDGET | PCT USE/COL |
|------------------------|--------|--------------------|-----------------|----------------|------------|------------|--------------|------------------|-------------|
| 01104530 | 500600 | STAFF EMPLOYEES | 602,241.00 | 602,241.00 | 209,679.90 | 43,976.23 | .00 | 392,561.10 | 34.8 |
| 01104530 | 500700 | OVERTIME COMPENSAT | 1,000.00 | 1,000.00 | .00 | .00 | .00 | 1,000.00 | .0 |
| 01104530 | 510100 | FICA | 45,782.00 | 45,782.00 | 15,752.35 | 3,279.58 | .00 | 30,029.65 | 34.4 |
| 01104530 | 510200 | MEDICARE | 10,707.00 | 10,707.00 | 3,684.04 | 767.01 | .00 | 7,022.96 | 34.4 |
| 01104530 | 510300 | RETIREMENT | 81,860.00 | 81,860.00 | 29,072.84 | 6,039.54 | .00 | 52,787.16 | 35.5 |
| 01104530 | 510400 | GROUP HEALTH INSUR | 102,965.00 | 102,965.00 | 30,063.75 | 5,923.08 | .00 | 72,901.25 | 29.2 |
| 01104530 | 510500 | GROUP DENTAL INSUR | 5,120.00 | 5,120.00 | 1,370.77 | 270.60 | .00 | 3,749.23 | 26.8 |
| 01104530 | 510600 | LIFE INSURANCE | 780.00 | 780.00 | 224.00 | 44.80 | .00 | 556.00 | 28.7 |
| 01104530 | 510700 | UNEMPLOYMENT INSUR | 960.00 | 960.00 | 313.17 | 59.80 | .00 | 646.83 | 32.6 |
| 01104530 | 510900 | WORKER'S COMPENSAT | 9,082.00 | 9,082.00 | 3,218.69 | 668.65 | .00 | 5,863.31 | 35.4 |
| 01104530 | 520100 | SUPPLIES/OTH OPER | 119,726.00 | 116,366.00 | 21,594.97 | 7,491.66 | 42,569.64 | 52,201.39 | 55.1 |
| 01104530 | 522400 | UNIFORMS | 5,000.00 | 5,000.00 | 1,182.72 | .00 | .00 | 3,817.28 | 23.7 |
| 01104530 | 530100 | EQUIPMENT OPER/MAI | .00 | 800.00 | 675.00 | .00 | 125.00 | .00 | 100.0 |
| 01104530 | 530200 | VEHICLE OPERATION/ | 60,000.00 | 60,000.00 | 1,384.48 | 275.15 | 18,844.31 | 39,771.21 | 33.7 |
| 01104530 | 540100 | COMMUNICATIONS - M | 2,160.00 | 4,720.00 | 1,493.56 | 653.43 | 3,226.44 | .00 | 100.0 |
| 01104530 | 550300 | TRAVEL AND TRAININ | 30,000.00 | 30,000.00 | 4,413.25 | 25.00 | .00 | 25,586.75 | 14.7 |
| 01104530 | 550500 | ASSOCIATION DUES | 450.00 | 450.00 | 450.00 | .00 | .00 | .00 | 100.0 |
| 01104530 | 561400 | PROFESSIONAL SERVI | 1,350,000.00 | 1,350,000.00 | 518,167.55 | 110,383.55 | 831,832.45 | .00 | 100.0 |
| 01104530 | 562200 | CONTRACT SERVICES | 300,160.00 | 300,160.00 | 11,996.00 | 4,383.00 | 24,164.00 | 264,000.00 | 12.0 |
| 01104530 | 570200 | BUILDING RENTAL | 209,960.00 | 209,960.00 | .00 | .00 | 209,960.00 | .00 | 100.0 |
| 01104530 | 580100 | INSURANCE AND BOND | 100.00 | 100.00 | .00 | .00 | .00 | 100.00 | .0 |
| TOTAL MEDICAL EXAMINER | | | 3,073,241.00 | 3,073,241.00 | 906,739.08 | 194,626.32 | 1,130,721.84 | 1,035,780.08 | 66.3% |

046 SHERIFF

| | | | | | | | | | |
|----------|--------|--------------------|---------------|---------------|--------------|------------|------------|--------------|------|
| 01104630 | 500100 | ELECTED OFFICIALS | 127,437.00 | 127,437.00 | 48,918.00 | 9,802.82 | .00 | 78,519.00 | 38.4 |
| 01104630 | 500600 | STAFF EMPLOYEES | 11,319,003.00 | 11,392,989.00 | 4,027,301.32 | 790,515.87 | .00 | 7,365,687.68 | 35.3 |
| 01104630 | 500700 | OVERTIME COMPENSAT | 315,000.00 | 315,000.00 | 168,995.08 | 46,145.23 | .00 | 146,004.92 | 53.6 |
| 01104630 | 500900 | PART TIME POSITION | 72,322.00 | 72,322.00 | 24,126.19 | 4,729.67 | .00 | 48,195.81 | 33.4 |
| 01104630 | 501300 | LONGEVITY | 65,000.00 | 65,000.00 | 24,298.75 | 4,802.75 | .00 | 40,701.25 | 37.4 |
| 01104630 | 501400 | INCENTIVE PAY | 325,400.00 | 325,400.00 | 142,356.41 | 28,669.35 | .00 | 183,043.59 | 43.7 |
| 01104630 | 510100 | FICA | 751,671.00 | 756,258.00 | 262,407.21 | 52,121.67 | .00 | 493,850.79 | 34.7 |
| 01104630 | 510200 | MEDICARE | 175,795.00 | 176,867.00 | 61,369.60 | 12,189.76 | .00 | 115,497.40 | 34.7 |
| 01104630 | 510300 | RETIREMENT | 1,346,951.00 | 1,355,755.00 | 494,197.43 | 98,286.37 | .00 | 861,557.57 | 36.5 |
| 01104630 | 510400 | GROUP HEALTH INSUR | 1,540,835.00 | 1,548,366.00 | 588,206.98 | 119,611.73 | .00 | 960,159.02 | 38.0 |
| 01104630 | 510500 | GROUP DENTAL INSUR | 80,769.00 | 81,184.00 | 29,035.72 | 5,877.10 | .00 | 52,148.28 | 35.8 |
| 01104630 | 510600 | LIFE INSURANCE | 10,320.00 | 10,380.00 | 3,424.03 | 698.36 | .00 | 6,955.97 | 33.0 |
| 01104630 | 510700 | UNEMPLOYMENT INSUR | 12,596.00 | 12,669.00 | 5,288.92 | 962.37 | .00 | 7,380.08 | 41.7 |
| 01104630 | 510900 | WORKER'S COMPENSAT | 506,246.00 | 509,368.00 | 185,650.62 | 36,919.29 | .00 | 323,717.38 | 36.4 |
| 01104630 | 520100 | SUPPLIES/OTH OPER | 415,000.00 | 416,000.00 | 79,683.96 | 11,700.08 | 46,720.95 | 289,595.09 | 30.4 |
| 01104630 | 522400 | UNIFORMS | 196,000.00 | 199,800.00 | 15,951.79 | 1,815.88 | 175,463.31 | 8,384.90 | 95.8 |

BUDGET SUMMARIES REPORT
ACCOUNT SUMMARY FEBRUARY 2024

FOR 2024 05

| | ORIGINAL APPROP | REVISED BUDGET | YTD ACTUAL | MTD ACTUAL | ENCUMBRANCES | AVAILABLE BUDGET | PCT USE/COL |
|------------------------------------|-----------------|----------------|------------|------------|--------------|------------------|-------------|
| 01104630 522800 LAW BOOKS | 3,500.00 | 3,500.00 | 3,418.20 | .00 | 76.00 | 5.80 | 99.8 |
| 01104630 523000 NON-CAPITAL SOFTWA | 11,000.00 | 9,645.00 | .00 | .00 | .00 | 9,645.00 | .0 |
| 01104630 523100 NON-CAPITAL EQUIPM | 336,500.00 | 351,532.00 | 218,566.97 | 15,868.34 | 103,502.60 | 29,462.43 | 91.6 |
| 01104630 530100 EQUIPMENT OPER/MAI | 185,600.00 | 185,600.00 | 6,201.66 | 3,354.10 | 14,798.88 | 164,599.46 | 11.3 |
| 01104630 530200 VEHICLE OPERATION/ | 1,293,400.00 | 1,293,400.00 | 273,409.91 | 75,276.15 | 978,741.87 | 41,248.22 | 96.8 |
| 01104630 540100 COMMUNICATIONS - M | 146,400.00 | 147,000.00 | 34,390.79 | 11,529.37 | 99,589.21 | 13,020.00 | 91.1 |
| 01104630 550300 TRAVEL AND TRAININ | 108,000.00 | 108,000.00 | 43,413.39 | 3,038.86 | 1,100.00 | 63,486.61 | 41.2 |
| 01104630 550500 ASSOCIATION DUES | 2,459.00 | 2,459.00 | 177.50 | 50.00 | 70.00 | 2,211.50 | 10.1 |
| 01104630 551100 LICENSE AND FEES | 500.00 | 500.00 | .00 | .00 | .00 | 500.00 | .0 |
| 01104630 561300 EMPLOYEE MEDICAL S | 5,000.00 | 5,000.00 | .00 | .00 | 2,900.00 | 2,100.00 | 58.0 |
| 01104630 561400 PROFESSIONAL SERVI | 35,000.00 | 35,000.00 | 1,309.60 | 250.00 | 20,500.00 | 13,190.40 | 62.3 |
| 01104630 562200 CONTRACT SERVICES | 25,400.00 | 25,400.00 | 1,503.51 | 226.85 | 9,957.05 | 13,939.44 | 45.1 |
| 01104630 580100 INSURANCE AND BOND | 1,200.00 | 1,200.00 | 494.00 | .00 | .00 | 706.00 | 41.2 |
| 01104630 590600 INVESTIGATIVE EXPE | 16,100.00 | 16,100.00 | 283.27 | 118.50 | 316.00 | 15,500.73 | 3.7 |
| 01104630 599400 EMERGENCY MGT OPER | 12,000.00 | 12,000.00 | 561.75 | 67.18 | .00 | 11,438.25 | 4.7 |
| 01104630 599700 CLEANUP PROGRAM | 14,000.00 | 14,000.00 | .00 | .00 | 12,000.00 | 2,000.00 | 85.7 |
| 01104630 664600 CAPITAL OUTLAY-SHE | 1,653,550.00 | 1,710,550.00 | 366,487.35 | 89,570.14 | 1,313,722.97 | 30,339.68 | 98.2 |

TOTAL SHERIFF 21,109,954.00 21,285,681.00 7,111,429.91 1,424,197.79 2,779,458.84 11,394,792.25 46.5%

047 DETENTION CENTER

| | | | | | | | |
|------------------------------------|---------------|---------------|--------------|--------------|--------------|---------------|-------|
| 01104730 500600 STAFF EMPLOYEES | 22,411,147.00 | 22,411,147.00 | 7,820,608.62 | 1,537,300.10 | .00 | 14,590,538.38 | 34.9 |
| 01104730 500700 OVERTIME COMPENSAT | 510,000.00 | 510,000.00 | 1,093,132.73 | 230,576.03 | .00 | -583,132.73 | 214.3 |
| 01104730 501300 LONGEVITY | 48,000.00 | 48,000.00 | 11,450.00 | 2,160.00 | .00 | 36,550.00 | 23.9 |
| 01104730 501400 INCENTIVE PAY | 400,000.00 | 400,000.00 | 128,400.98 | 25,407.85 | .00 | 271,599.02 | 32.1 |
| 01104730 510100 FICA | 1,251,959.00 | 1,251,959.00 | 540,767.93 | 107,072.81 | .00 | 711,191.07 | 43.2 |
| 01104730 510200 MEDICARE | 292,797.00 | 292,797.00 | 126,470.06 | 25,041.15 | .00 | 166,326.94 | 43.2 |
| 01104730 510300 RETIREMENT | 2,243,431.00 | 2,243,431.00 | 1,007,312.37 | 199,632.56 | .00 | 1,236,118.63 | 44.9 |
| 01104730 510400 GROUP HEALTH INSUR | 3,181,901.00 | 3,181,901.00 | 1,066,226.75 | 213,803.44 | .00 | 2,115,674.25 | 33.5 |
| 01104730 510500 GROUP DENTAL INSUR | 158,567.00 | 158,567.00 | 52,025.84 | 10,594.86 | .00 | 106,541.16 | 32.8 |
| 01104730 510600 LIFE INSURANCE | 21,360.00 | 21,360.00 | 6,678.77 | 1,346.59 | .00 | 14,681.23 | 31.3 |
| 01104730 510700 UNEMPLOYMENT INSUR | 26,251.00 | 26,251.00 | 10,902.40 | 1,976.57 | .00 | 15,348.60 | 41.5 |
| 01104730 510900 WORKER'S COMPENSAT | 852,140.00 | 852,140.00 | 382,615.13 | 75,828.04 | .00 | 469,524.87 | 44.9 |
| 01104730 520100 SUPPLIES/OTH OPER | 418,000.00 | 425,739.00 | 77,097.67 | 37,854.80 | 256,645.41 | 91,995.92 | 78.4 |
| 01104730 520600 KITCHEN SUPPLIES | 39,500.00 | 39,500.00 | 4,765.71 | 687.38 | 25,159.97 | 9,574.32 | 75.8 |
| 01104730 521900 FOOD | 1,965,600.00 | 1,965,600.00 | 641,849.31 | 176,958.09 | 1,164,150.69 | 159,600.00 | 91.9 |
| 01104730 522400 UNIFORMS | 172,480.00 | 172,480.00 | 37,130.03 | 4,509.79 | 128,161.52 | 7,188.45 | 95.8 |
| 01104730 522600 INMATE SUPPLIES | 353,675.00 | 353,675.00 | 133,343.47 | 51,636.29 | 212,410.28 | 7,921.25 | 97.8 |
| 01104730 522800 LAW BOOKS | 1,200.00 | 1,200.00 | .00 | .00 | .00 | 1,200.00 | .0 |
| 01104730 523000 NON-CAPITAL SOFTWA | 2,000.00 | 2,000.00 | .00 | .00 | .00 | 2,000.00 | .0 |
| 01104730 523100 NON-CAPITAL EQUIPM | 22,700.00 | 22,700.00 | 16,605.98 | 9,300.06 | 1,183.41 | 4,910.61 | 78.4 |

BUDGET SUMMARIES REPORT
ACCOUNT SUMMARY FEBRUARY 2024

FOR 2024 05

| | ORIGINAL APPROP | REVISED BUDGET | YTD ACTUAL | MTD ACTUAL | ENCUMBRANCES | AVAILABLE BUDGET | PCT USE/COL |
|------------------------------------|-----------------|----------------|------------|------------|--------------|------------------|-------------|
| 01104730 530100 EQUIPMENT OPER/MAI | 82,450.00 | 82,450.00 | 9,517.07 | 1,578.90 | 37,651.33 | 35,281.60 | 57.2 |
| 01104730 540100 COMMUNICATIONS - M | 54,500.00 | 54,500.00 | 14,341.68 | 3,585.42 | 29,658.32 | 10,500.00 | 80.7 |
| 01104730 550300 TRAVEL AND TRAININ | 87,000.00 | 87,000.00 | 17,410.49 | 6,032.50 | .00 | 69,589.51 | 20.0 |
| 01104730 550500 ASSOCIATION DUES | 2,547.00 | 2,547.00 | 489.00 | 180.00 | .00 | 2,058.00 | 19.2 |
| 01104730 551100 LICENSE AND FEES | 6,640.00 | 6,640.00 | 770.00 | .00 | .00 | 5,870.00 | 11.6 |
| 01104730 561100 INMATE MEDICAL | 1,000.00 | 1,000.00 | .00 | .00 | .00 | 1,000.00 | .0 |
| 01104730 561300 EMPLOYEE MEDICAL S | 30,000.00 | 30,000.00 | 9,000.00 | 2,175.00 | 13,000.00 | 8,000.00 | 73.3 |
| 01104730 562200 CONTRACT SERVICES | 2,336,727.00 | 2,381,727.00 | 598,712.51 | 191,662.63 | 1,730,901.86 | 52,112.63 | 97.8 |
| 01104730 580100 INSURANCE AND BOND | 3,500.00 | 3,500.00 | 781.00 | .00 | 1,619.00 | 1,100.00 | 68.6 |
| 01104730 664700 CAPITAL OUTLAY-JAI | 114,250.00 | 114,250.00 | 91,892.34 | 19,969.71 | 10,631.25 | 11,726.41 | 89.7 |

TOTAL DETENTION CENTER 37,091,322.00 37,144,061.00 13,900,297.84 2,936,870.57 3,611,173.04 19,632,590.12 47.1%

048 INMATE TRANSPORTATION

| | | | | | | | |
|------------------------------------|--------------|--------------|--------------|------------|--------------|------------|-------|
| 01104830 520100 SUPPLIES/OTH OPER | 10,700.00 | 10,700.00 | 613.39 | .00 | .00 | 10,086.61 | 5.7 |
| 01104830 523100 NON-CAPITAL EQUIPM | 17,650.00 | 17,650.00 | 10,187.64 | 3,985.74 | 7,230.00 | 232.36 | 98.7 |
| 01104830 530200 VEHICLE OPERATION/ | 90,000.00 | 90,000.00 | 18,742.38 | 4,031.35 | 51,357.19 | 19,900.43 | 77.9 |
| 01104830 550100 INMATE TRANSPORTAT | 75,000.00 | 75,000.00 | 19,350.87 | 3,690.48 | .00 | 55,649.13 | 25.8 |
| 01104830 561100 INMATE MEDICAL | 20,000.00 | 60,000.00 | 28,669.06 | 6,312.78 | 26,153.48 | 5,177.46 | 91.4 |
| 01104830 590500 INMATE BOARD BILLS | 5,475,000.00 | 5,390,000.00 | 1,202,977.00 | 354,897.00 | 3,927,023.00 | 260,000.00 | 95.2 |
| 01104830 604800 CAPITAL OUTLAY-INM | 80,000.00 | 80,000.00 | .00 | .00 | 80,000.00 | .00 | 100.0 |

TOTAL INMATE TRANSPORTATION 5,768,350.00 5,723,350.00 1,280,540.34 372,917.35 4,091,763.67 351,045.99 93.9%

049 PUBLIC SAFETY

| | | | | | | | |
|------------------------------------|--------------|--------------|--------------|-----------|------------|------------|-------|
| 01104930 530100 EQUIPMENT OPER/MAI | 500,000.00 | 500,000.00 | 409,086.00 | 90,908.00 | .00 | 90,914.00 | 81.8 |
| 01104930 562300 INTER LOCAL AGREEM | 1,535,852.00 | 1,535,852.00 | 1,321,390.00 | 81,180.00 | 104,522.00 | 109,940.00 | 92.8 |
| 01104930 562400 PRISONER REIMB - U | 150,000.00 | 150,000.00 | 7,827.75 | .00 | 142,172.25 | .00 | 100.0 |
| 01104930 563800 CONTRACT SERV-CARE | 17,500.00 | 17,500.00 | 15,000.00 | .00 | .00 | 2,500.00 | 85.7 |

TOTAL PUBLIC SAFETY 2,203,352.00 2,203,352.00 1,753,303.75 172,088.00 246,694.25 203,354.00 90.8%

057 COMM SUPERVISION & CORRECTIONS

| | | | | | | | |
|-----------------------------------|-----------|-----------|----------|--------|----------|-----------|------|
| 01105735 520100 SUPPLIES/OTH OPER | 14,401.00 | 14,401.00 | 1,328.86 | 209.82 | 2,671.14 | 10,401.00 | 27.8 |
|-----------------------------------|-----------|-----------|----------|--------|----------|-----------|------|

TOTAL COMM SUPERVISION & CORRE 14,401.00 14,401.00 1,328.86 209.82 2,671.14 10,401.00 27.8%

BUDGET SUMMARIES REPORT
ACCOUNT SUMMARY FEBRUARY 2024

FOR 2024 05

| | | | ORIGINAL APPROP | REVISED BUDGET | YTD ACTUAL | MTD ACTUAL | ENCUMBRANCES | AVAILABLE BUDGET | PCT USE/COL |
|------------------------------------|--------|--------------------|---------------------|---------------------|---------------------|-------------------|---------------------|---------------------|--------------|
| 061 FACILITY MAINTENANCE | | | | | | | | | |
| 01106140 | 500600 | STAFF EMPLOYEES | 3,645,058.00 | 3,645,058.00 | 1,218,552.32 | 257,001.48 | .00 | 2,426,505.68 | 33.4 |
| 01106140 | 500700 | OVERTIME COMPENSAT | 70,500.00 | 70,500.00 | 33,314.66 | 8,354.21 | .00 | 37,185.34 | 47.3 |
| 01106140 | 500800 | TEMPORARY | 62,217.00 | 62,217.00 | 8,552.00 | 1,768.00 | .00 | 53,665.00 | 13.7 |
| 01106140 | 500900 | PART TIME POSITION | 38,308.00 | 38,308.00 | 11,516.58 | 2,535.77 | .00 | 26,791.42 | 30.1 |
| 01106140 | 510100 | FICA | 236,597.00 | 236,597.00 | 76,103.88 | 16,090.36 | .00 | 160,493.12 | 32.2 |
| 01106140 | 510200 | MEDICARE | 55,333.00 | 55,333.00 | 17,798.64 | 3,763.06 | .00 | 37,534.36 | 32.2 |
| 01106140 | 510300 | RETIREMENT | 417,054.00 | 417,054.00 | 140,813.29 | 29,762.77 | .00 | 276,240.71 | 33.8 |
| 01106140 | 510400 | GROUP HEALTH INSUR | 563,927.00 | 563,927.00 | 178,127.97 | 37,908.83 | .00 | 385,799.03 | 31.6 |
| 01106140 | 510500 | GROUP DENTAL INSUR | 21,025.00 | 21,025.00 | 9,657.49 | 2,039.45 | .00 | 11,367.51 | 45.9 |
| 01106140 | 510600 | LIFE INSURANCE | 4,380.00 | 4,380.00 | 1,263.16 | 266.29 | .00 | 3,116.84 | 28.8 |
| 01106140 | 510700 | UNEMPLOYMENT INSUR | 4,961.00 | 4,961.00 | 1,527.72 | 296.62 | .00 | 3,433.28 | 30.8 |
| 01106140 | 510900 | WORKER'S COMPENSAT | 179,335.00 | 179,335.00 | 59,972.25 | 12,674.01 | .00 | 119,362.75 | 33.4 |
| 01106140 | 520100 | SUPPLIES/OTH OPER | 201,613.00 | 201,613.00 | 77,065.64 | 23,051.11 | 66,013.93 | 58,533.43 | 71.0 |
| 01106140 | 523100 | NON-CAPITAL EQUIPM | 15,550.00 | 15,550.00 | 6,082.19 | .00 | 6,816.19 | 2,651.62 | 82.9 |
| 01106140 | 530100 | EQUIPMENT OPER/MAI | 430,365.00 | 361,365.00 | 64,486.21 | 9,540.14 | 48,801.54 | 248,077.25 | 31.3 |
| 01106140 | 530200 | VEHICLE OPERATION/ | 81,495.00 | 81,495.00 | 15,775.80 | 2,111.38 | 13,672.00 | 52,047.20 | 36.1 |
| 01106140 | 530500 | BUILDING MAINTENAN | 455,021.00 | 455,021.00 | 99,611.73 | 30,362.35 | 80,911.05 | 274,498.22 | 39.7 |
| 01106140 | 530900 | GROUNDS MAINTENANC | 24,165.00 | 24,165.00 | 2,207.32 | 140.00 | .00 | 21,957.68 | 9.1 |
| 01106140 | 540100 | COMMUNICATIONS - M | 32,480.00 | 32,480.00 | 7,143.45 | 1,774.20 | 21,456.55 | 3,880.00 | 88.1 |
| 01106140 | 540600 | UTILITIES | 2,424,600.00 | 2,424,600.00 | 733,781.60 | 223,719.02 | 744,533.35 | 946,285.05 | 61.0 |
| 01106140 | 550300 | TRAVEL AND TRAININ | 92,395.00 | 87,595.00 | 4,048.36 | 657.10 | .00 | 83,546.64 | 4.6 |
| 01106140 | 551100 | LICENSE AND FEES | 5,625.00 | 5,625.00 | 30.00 | 30.00 | .00 | 5,595.00 | .5 |
| 01106140 | 562200 | CONTRACT SERVICES | 208,547.00 | 208,547.00 | 82,991.37 | 6,169.00 | 72,493.16 | 53,062.47 | 74.6 |
| 01106140 | 570100 | RENTALS AND LEASES | 2,500.00 | 2,500.00 | 978.65 | .00 | .00 | 1,521.35 | 39.1 |
| 01106140 | 585000 | TAXES | 5,000.00 | 5,000.00 | 1,520.05 | 381.64 | 3,479.95 | .00 | 100.0 |
| 01106140 | 666100 | CAPITAL OUTLAY-MAI | 230,675.00 | 230,675.00 | .00 | .00 | 212,208.41 | 18,466.59 | 92.0 |
| TOTAL FACILITY MAINTENANCE | | | 9,508,726.00 | 9,434,926.00 | 2,852,922.33 | 670,396.79 | 1,270,386.13 | 5,311,617.54 | 43.7% |
| 064 AUTO THEFT TASK FORCE | | | | | | | | | |
| 01106425 | 520100 | SUPPLIES/OTH OPER | 4,750.00 | 4,750.00 | 2,353.69 | .00 | .00 | 2,396.31 | 49.6 |
| 01106425 | 523100 | NON-CAPITAL EQUIPM | 3,900.00 | 3,900.00 | .00 | .00 | .00 | 3,900.00 | .0 |
| TOTAL AUTO THEFT TASK FORCE | | | 8,650.00 | 8,650.00 | 2,353.69 | .00 | .00 | 6,296.31 | 27.2% |
| 068 GENERAL ASSISTANCE | | | | | | | | | |
| 01106855 | 500600 | STAFF EMPLOYEES | 231,106.00 | 231,106.00 | 79,648.88 | 16,769.76 | .00 | 151,457.12 | 34.5 |

BUDGET SUMMARIES REPORT
ACCOUNT SUMMARY FEBRUARY 2024

FOR 2024 05

| | ORIGINAL APPROP | REVISED BUDGET | YTD ACTUAL | MTD ACTUAL | ENCUMBRANCES | AVAILABLE BUDGET | PCT USE/COL |
|------------------------------------|-------------------|-------------------|-------------------|------------------|---------------|-------------------|--------------|
| 01106855 500900 PART TIME POSITION | 7,741.00 | 7,741.00 | 646.01 | .00 | .00 | 7,094.99 | 8.3 |
| 01106855 510100 FICA | 14,809.00 | 14,809.00 | 4,841.45 | 1,008.67 | .00 | 9,967.55 | 32.7 |
| 01106855 510200 MEDICARE | 3,464.00 | 3,464.00 | 1,132.28 | 235.90 | .00 | 2,331.72 | 32.7 |
| 01106855 510300 RETIREMENT | 24,362.00 | 24,362.00 | 8,920.70 | 1,863.11 | .00 | 15,441.30 | 36.6 |
| 01106855 510400 GROUP HEALTH INSUR | 11,700.00 | 11,700.00 | 9,976.38 | 2,800.92 | .00 | 1,723.62 | 85.3 |
| 01106855 510500 GROUP DENTAL INSUR | 468.00 | 468.00 | 446.44 | 133.22 | .00 | 21.56 | 95.4 |
| 01106855 510600 LIFE INSURANCE | 180.00 | 180.00 | 58.24 | 17.92 | .00 | 121.76 | 32.4 |
| 01106855 510700 UNEMPLOYMENT INSUR | 310.00 | 310.00 | 96.00 | 18.44 | .00 | 214.00 | 31.0 |
| 01106855 510900 WORKER'S COMPENSAT | 645.00 | 645.00 | 216.71 | 45.26 | .00 | 428.29 | 33.6 |
| 01106855 520100 SUPPLIES/OTH OPER | 3,500.00 | 3,500.00 | 151.19 | 22.22 | 348.81 | 3,000.00 | 14.3 |
| 01106855 540100 COMMUNICATIONS - M | 700.00 | 700.00 | 160.85 | 40.22 | 539.15 | .00 | 100.0 |
| 01106855 561900 FUNERALS | 137,000.00 | 137,000.00 | 37,328.03 | 13,628.03 | .00 | 99,671.97 | 27.2 |
| 01106855 590900 WELFARE - FOOD | 1,500.00 | 1,500.00 | .00 | .00 | .00 | 1,500.00 | .0 |
| 01106855 591000 WELFARE - SHELTER | 71,800.00 | 71,800.00 | 22,012.81 | 6,797.88 | .00 | 49,787.19 | 30.7 |
| 01106855 591800 WELFARE - UTILITIE | 66,300.00 | 66,300.00 | 17,912.59 | 7,034.58 | .00 | 48,387.41 | 27.0 |
| 01106855 593900 WELFARE - EMERGENC | 4,000.00 | 4,000.00 | 916.00 | 150.00 | .00 | 3,084.00 | 22.9 |
| TOTAL GENERAL ASSISTANCE | 579,585.00 | 579,585.00 | 184,464.56 | 50,566.13 | 887.96 | 394,232.48 | 32.0% |
| 070 VETERAN'S AFFAIRS | | | | | | | |
| 01107055 500600 STAFF EMPLOYEES | 54,005.00 | 54,005.00 | 21,099.04 | 4,048.64 | .00 | 32,905.96 | 39.1 |
| 01107055 510100 FICA | 3,348.00 | 3,348.00 | 1,214.62 | 232.31 | .00 | 2,133.38 | 36.3 |
| 01107055 510200 MEDICARE | 783.00 | 783.00 | 284.11 | 54.34 | .00 | 498.89 | 36.3 |
| 01107055 510300 RETIREMENT | 6,000.00 | 6,000.00 | 2,344.08 | 449.80 | .00 | 3,655.92 | 39.1 |
| 01107055 510400 GROUP HEALTH INSUR | 11,700.00 | 11,700.00 | 4,483.50 | 896.70 | .00 | 7,216.50 | 38.3 |
| 01107055 510500 GROUP DENTAL INSUR | 468.00 | 468.00 | 177.70 | 35.54 | .00 | 290.30 | 38.0 |
| 01107055 510600 LIFE INSURANCE | 78.00 | 78.00 | 22.40 | 4.48 | .00 | 55.60 | 28.7 |
| 01107055 510700 UNEMPLOYMENT INSUR | 70.00 | 70.00 | 25.42 | 4.46 | .00 | 44.58 | 36.3 |
| 01107055 510900 WORKER'S COMPENSAT | 250.00 | 250.00 | 57.00 | 10.94 | .00 | 193.00 | 22.8 |
| TOTAL VETERAN'S AFFAIRS | 76,702.00 | 76,702.00 | 29,707.87 | 5,737.21 | .00 | 46,994.13 | 38.7% |
| 072 TEXAS AgriLIFE EXT | | | | | | | |
| 01107260 500200 APPOINTED OFFICIAL | 156,309.00 | 156,309.00 | 53,796.30 | 10,323.42 | .00 | 102,512.70 | 34.4 |
| 01107260 500600 STAFF EMPLOYEES | 100,360.00 | 100,360.00 | 37,381.38 | 7,335.70 | .00 | 62,978.62 | 37.2 |
| 01107260 500900 PART TIME POSITION | 12,854.00 | 12,854.00 | 4,305.00 | 645.00 | .00 | 8,549.00 | 33.5 |
| 01107260 510100 FICA | 16,711.00 | 16,711.00 | 5,915.09 | 1,137.79 | .00 | 10,795.91 | 35.4 |
| 01107260 510200 MEDICARE | 3,908.00 | 3,908.00 | 1,383.21 | 266.06 | .00 | 2,524.79 | 35.4 |

BUDGET SUMMARIES REPORT
ACCOUNT SUMMARY FEBRUARY 2024

FOR 2024 05

| | | | ORIGINAL APPROP | REVISED BUDGET | YTD ACTUAL | MTD ACTUAL | ENCUMBRANCES | AVAILABLE BUDGET | PCT USE/COL |
|--------------------------|--------|--------------------|-----------------|----------------|------------|------------|--------------|------------------|-------------|
| 01107260 | 510300 | RETIREMENT | 29,944.00 | 29,944.00 | 4,631.32 | 886.66 | .00 | 25,312.68 | 15.5 |
| 01107260 | 510400 | GROUP HEALTH INSUR | 52,718.00 | 52,718.00 | 2,877.30 | 575.46 | .00 | 49,840.70 | 5.5 |
| 01107260 | 510500 | GROUP DENTAL INSUR | 2,907.00 | 2,907.00 | 329.20 | 70.46 | .00 | 2,577.80 | 11.3 |
| 01107260 | 510600 | LIFE INSURANCE | 420.00 | 420.00 | 44.80 | 8.96 | .00 | 375.20 | 10.7 |
| 01107260 | 510700 | UNEMPLOYMENT INSUR | 329.00 | 329.00 | 115.46 | 20.29 | .00 | 213.54 | 35.1 |
| 01107260 | 510900 | WORKER'S COMPENSAT | 684.00 | 684.00 | 112.62 | 21.56 | .00 | 571.38 | 16.5 |
| 01107260 | 520100 | SUPPLIES/OTH OPER | 15,049.00 | 15,049.00 | 2,981.92 | 43.82 | 656.53 | 11,410.55 | 24.2 |
| 01107260 | 522500 | POSTAGE | 200.00 | 200.00 | 11.75 | .00 | .00 | 188.25 | 5.9 |
| 01107260 | 530200 | VEHICLE OPERATION/ | 12,500.00 | 12,500.00 | 1,162.84 | 373.57 | 6,754.99 | 4,582.17 | 63.3 |
| 01107260 | 540100 | COMMUNICATIONS - M | 3,703.00 | 3,703.00 | 999.69 | 243.18 | 1,731.31 | 972.00 | 73.8 |
| 01107260 | 550300 | TRAVEL AND TRAININ | 38,435.00 | 38,435.00 | 5,357.59 | 4,094.88 | .00 | 33,077.41 | 13.9 |
| 01107260 | 550500 | ASSOCIATION DUES | 1,740.00 | 1,740.00 | 1,110.00 | .00 | .00 | 630.00 | 63.8 |
| 01107260 | 551100 | LICENSE AND FEES | 101.00 | 101.00 | 76.94 | 76.94 | .00 | 24.06 | 76.2 |
| 01107260 | 562300 | INTER LOCAL AGREEM | 2,500.00 | 2,500.00 | 2,500.00 | 2,500.00 | .00 | .00 | 100.0 |
| 01107260 | 580100 | INSURANCE AND BOND | 180.00 | 180.00 | 161.00 | .00 | .00 | 19.00 | 89.4 |
| TOTAL TEXAS AgriLIFE EXT | | | 451,552.00 | 451,552.00 | 125,253.41 | 28,623.75 | 9,142.83 | 317,155.76 | 29.8% |

077 ELECTIONS

| | | | | | | | | | |
|----------|--------|--------------------|------------|------------|------------|-----------|-----------|------------|-------|
| 01107770 | 500200 | APPOINTED OFFICIAL | 96,661.00 | 96,661.00 | 36,636.74 | 7,120.18 | .00 | 60,024.26 | 37.9 |
| 01107770 | 500600 | STAFF EMPLOYEES | 419,395.00 | 419,395.00 | 139,433.20 | 24,419.16 | .00 | 279,961.80 | 33.2 |
| 01107770 | 500700 | OVERTIME COMPENSAT | 68,212.00 | 68,212.00 | 24,204.32 | 11,545.37 | .00 | 44,007.68 | 35.5 |
| 01107770 | 500800 | TEMPORARY | 30,000.00 | 30,000.00 | .00 | .00 | .00 | 30,000.00 | .0 |
| 01107770 | 502000 | LBK CO EMP - ELECT | 25,000.00 | 25,000.00 | 22,084.94 | 689.11 | .00 | 2,915.06 | 88.3 |
| 01107770 | 502100 | LBK CO EMP OT - EL | 35,000.00 | 35,000.00 | 37,806.41 | 247.78 | .00 | -2,806.41 | 108.0 |
| 01107770 | 510100 | FICA | 38,085.00 | 38,085.00 | 15,423.41 | 2,619.87 | .00 | 22,661.59 | 40.5 |
| 01107770 | 510200 | MEDICARE | 9,800.00 | 9,800.00 | 3,607.18 | 612.73 | .00 | 6,192.82 | 36.8 |
| 01107770 | 510300 | RETIREMENT | 64,912.00 | 64,912.00 | 28,895.90 | 4,890.80 | .00 | 36,016.10 | 44.5 |
| 01107770 | 510400 | GROUP HEALTH INSUR | 67,780.00 | 67,780.00 | 33,674.87 | 5,509.39 | .00 | 34,105.13 | 49.7 |
| 01107770 | 510500 | GROUP DENTAL INSUR | 3,737.00 | 3,737.00 | 1,611.24 | 262.13 | .00 | 2,125.76 | 43.1 |
| 01107770 | 510600 | LIFE INSURANCE | 541.00 | 541.00 | 199.01 | 32.21 | .00 | 341.99 | 36.8 |
| 01107770 | 510700 | UNEMPLOYMENT INSUR | 799.00 | 799.00 | 318.21 | 48.44 | .00 | 480.79 | 39.8 |
| 01107770 | 510900 | WORKER'S COMPENSAT | 1,658.00 | 1,658.00 | 2,600.47 | 176.81 | .00 | -942.47 | 156.8 |
| 01107770 | 520100 | SUPPLIES/OTH OPER | 323,000.00 | 323,000.00 | 177,838.98 | 17,630.44 | 36,666.05 | 108,494.97 | 66.4 |
| 01107770 | 522500 | POSTAGE | 2,100.00 | 2,100.00 | .00 | .00 | .00 | 2,100.00 | .0 |
| 01107770 | 522900 | PUBLICATIONS LEGAL | 1,125.00 | 1,125.00 | 378.00 | .00 | .00 | 747.00 | 33.6 |
| 01107770 | 530100 | EQUIPMENT OPER/MAI | 2,500.00 | 2,500.00 | .00 | .00 | .00 | 2,500.00 | .0 |
| 01107770 | 530200 | VEHICLE OPERATION/ | 4,000.00 | 4,000.00 | 806.77 | 52.71 | 2,193.23 | 1,000.00 | 75.0 |
| 01107770 | 540100 | COMMUNICATIONS - M | 73,800.00 | 73,800.00 | 12,849.03 | .00 | 47,150.97 | 13,800.00 | 81.3 |
| 01107770 | 550300 | TRAVEL AND TRAININ | 22,300.00 | 22,300.00 | 5,801.13 | 487.38 | 4,330.00 | 12,168.87 | 45.4 |
| 01107770 | 550500 | ASSOCIATION DUES | 2,450.00 | 2,450.00 | 750.00 | .00 | .00 | 1,700.00 | 30.6 |

BUDGET SUMMARIES REPORT
ACCOUNT SUMMARY FEBRUARY 2024

FOR 2024 05

| | ORIGINAL APPROP | REVISED BUDGET | YTD ACTUAL | MTD ACTUAL | ENCUMBRANCES | AVAILABLE BUDGET | PCT USE/COL |
|------------------------------------|-----------------|-----------------|----------------|----------------|---------------|------------------|-------------|
| 01107770 561400 PROFESSIONAL SERVI | 20,200.00 | 20,200.00 | 4,330.00 | .00 | 100.00 | 15,770.00 | 21.9 |
| 01107770 562200 CONTRACT SERVICES | 1,488,000.00 | 1,488,000.00 | 348,380.96 | 26,445.30 | 478,619.04 | 661,000.00 | 55.6 |
| 01107770 570100 RENTALS AND LEASES | 44,000.00 | 44,000.00 | 15,319.53 | .00 | 9,680.47 | 19,000.00 | 56.8 |
| 01107770 580100 INSURANCE AND BOND | 420.00 | 420.00 | 50.00 | 50.00 | .00 | 370.00 | 11.9 |
| TOTAL ELECTIONS | 2,845,475.00 | 2,845,475.00 | 913,000.30 | 102,839.81 | 578,739.76 | 1,353,734.94 | 52.4% |
| 089 LIBRARY SERVICES | | | | | | | |
| 01108980 562300 INTER LOCAL AGREEM | 244,345.00 | 244,345.00 | 239,785.00 | .00 | .00 | 4,560.00 | 98.1 |
| TOTAL LIBRARY SERVICES | 244,345.00 | 244,345.00 | 239,785.00 | .00 | .00 | 4,560.00 | 98.1% |
| 090 PUBLIC WORKS | | | | | | | |
| 01109090 500600 STAFF EMPLOYEES | 442,246.00 | 442,246.00 | 102,578.67 | 20,555.97 | .00 | 339,667.33 | 23.2 |
| 01109090 510100 FICA | 26,283.00 | 26,283.00 | 6,108.33 | 1,220.71 | .00 | 20,174.67 | 23.2 |
| 01109090 510200 MEDICARE | 6,147.00 | 6,147.00 | 1,428.61 | 285.50 | .00 | 4,718.39 | 23.2 |
| 01109090 510300 RETIREMENT | 47,099.00 | 47,099.00 | 11,473.80 | 2,283.76 | .00 | 35,625.20 | 24.4 |
| 01109090 510400 GROUP HEALTH INSUR | 40,239.00 | 40,239.00 | 9,701.50 | 1,940.30 | .00 | 30,537.50 | 24.1 |
| 01109090 510500 GROUP DENTAL INSUR | 2,287.00 | 2,287.00 | 643.90 | 128.78 | .00 | 1,643.10 | 28.2 |
| 01109090 510600 LIFE INSURANCE | 300.00 | 300.00 | 67.20 | 13.44 | .00 | 232.80 | 22.4 |
| 01109090 510700 UNEMPLOYMENT INSUR | 551.00 | 551.00 | 123.99 | 22.60 | .00 | 427.01 | 22.5 |
| 01109090 510900 WORKER'S COMPENSAT | 1,145.00 | 1,145.00 | 278.87 | 55.50 | .00 | 866.13 | 24.4 |
| 01109090 520100 SUPPLIES/OTH OPER | 6,000.00 | 6,000.00 | 1,492.16 | .00 | 3,000.00 | 1,507.84 | 74.9 |
| 01109090 530200 VEHICLE OPERATION/ | 9,000.00 | 9,000.00 | 1,865.46 | 424.93 | 5,134.54 | 2,000.00 | 77.8 |
| 01109090 550300 TRAVEL AND TRAININ | 10,000.00 | 10,000.00 | 2,662.12 | 104.16 | .00 | 7,337.88 | 26.6 |
| 01109090 550500 ASSOCIATION DUES | 1,035.00 | 1,035.00 | 130.00 | .00 | .00 | 905.00 | 12.6 |
| 01109090 551100 LICENSE AND FEES | 430.00 | 430.00 | .00 | .00 | .00 | 430.00 | .0 |
| 01109090 561400 PROFESSIONAL SERVI | 46,000.00 | 46,000.00 | 22,481.34 | 20,251.77 | 22,748.23 | 770.43 | 98.3 |
| 01109090 562200 CONTRACT SERVICES | 310,000.00 | 310,000.00 | .00 | .00 | .00 | 310,000.00 | .0 |
| 01109090 580100 INSURANCE AND BOND | 100.00 | 100.00 | .00 | .00 | .00 | 100.00 | .0 |
| TOTAL PUBLIC WORKS | 948,862.00 | 948,862.00 | 161,035.95 | 47,287.42 | 30,882.77 | 756,943.28 | 20.2% |
| TOTAL GENERAL FUND | .00 | .00 | -48,094,949.79 | -27,581,401.47 | 18,830,431.12 | 29,264,518.67 | 100.0% |
| TOTAL REVENUES | -153,915,013.00 | -153,922,752.00 | -99,591,735.70 | -38,091,352.24 | 100.00 | -54,331,116.30 | |
| TOTAL EXPENSES | 153,915,013.00 | 153,922,752.00 | 51,496,785.91 | 10,509,950.77 | 18,830,331.12 | 83,595,634.97 | |

020 CONSOLIDATED ROAD AND BRIDGE

000 UNDEFINED

BUDGET SUMMARIES REPORT
ACCOUNT SUMMARY FEBRUARY 2024

FOR 2024 05

| 020 | CONSOLIDATED ROAD AND BRIDGE | ORIGINAL APPROP | REVISED BUDGET | YTD ACTUAL | MTD ACTUAL | ENCUMBRANCES | AVAILABLE BUDGET | PCT USE/COL |
|-----------------|------------------------------|-----------------|----------------|---------------|-------------|--------------|------------------|-------------|
| 020 420408 | STATE-LATERAL ROADS | -52,500.00 | -52,500.00 | -47,993.46 | .00 | .00 | -4,506.54 | 91.4 |
| 020 420700 | AUTOMOBILE REGISTRATION | -360,000.00 | -360,000.00 | .00 | .00 | .00 | -360,000.00 | .0 |
| 020 451800 | SUBDIVISION PLAT FEE | -13,000.00 | -13,000.00 | -900.00 | .00 | .00 | -12,100.00 | 6.9 |
| 020 452000 | VEHICLE REG.- SPECIAL F | -2,650,950.00 | -2,650,950.00 | -997,760.00 | -213,290.00 | .00 | -1,653,190.00 | 37.6 |
| 020 452200 | GROSS WEIGHT FEE | -147,000.00 | -147,000.00 | .00 | .00 | .00 | -147,000.00 | .0 |
| 020 470000 | INTEREST INCOME | -200,000.00 | -200,000.00 | -33,183.14 | .00 | .00 | -166,816.86 | 16.6 |
| 020 480510 | DISPOSAL OF PROPERTY | -498,000.00 | -498,000.00 | -407,460.00 | -90,000.00 | .00 | -90,540.00 | 81.8 |
| 020 489900 | OTHER REVENUE | -10,000.00 | -10,000.00 | -1,037.90 | -51.30 | .00 | -8,962.10 | 10.4 |
| 020 736100 | DRAW FROM RESERVES | -3,600,000.00 | -3,600,000.00 | .00 | .00 | .00 | -3,600,000.00 | .0 |
| 020 801100 | XFER FROM GENERAL FUND | -6,230,325.00 | -6,230,325.00 | .00 | .00 | .00 | -6,230,325.00 | .0 |
| 020 803100 | XFER FROM PREC. NO.1 PA | -58,484.00 | -58,484.00 | .00 | .00 | .00 | -58,484.00 | .0 |
| 020 803300 | XFER FROM PCT 3 PARK | -58,484.00 | -58,484.00 | .00 | .00 | .00 | -58,484.00 | .0 |
| 020 803400 | XFER FROM PCT 4 PARK | -58,484.00 | -58,484.00 | .00 | .00 | .00 | -58,484.00 | .0 |
| 020 810600 | XFER FROM ARPA | -3,000,000.00 | -3,000,000.00 | .00 | .00 | .00 | -3,000,000.00 | .0 |
| TOTAL UNDEFINED | | -16,937,227.00 | -16,937,227.00 | -1,488,334.50 | -303,341.30 | .00 | -15,448,892.50 | 8.8% |

190 CONSOLIDATED ROAD AND BRIDGE

| | | | | | | | | |
|-----------------|--------------------|--------------|--------------|--------------|------------|--------------|--------------|-------|
| 02019090 500600 | STAFF EMPLOYEES | 3,849,613.00 | 3,849,613.00 | 1,330,081.87 | 270,357.16 | .00 | 2,519,531.13 | 34.6 |
| 02019090 500700 | OVERTIME COMPENSAT | 20,500.00 | 20,500.00 | 11,514.24 | 10,295.73 | .00 | 8,985.76 | 56.2 |
| 02019090 500800 | TEMPORARY | 20,000.00 | 20,000.00 | .00 | .00 | .00 | 20,000.00 | .0 |
| 02019090 501400 | INCENTIVE PAY | 125,000.00 | 125,000.00 | 27,520.00 | 6,100.00 | .00 | 97,480.00 | 22.0 |
| 02019090 510100 | FICA | 294,619.00 | 294,619.00 | 81,445.60 | 17,162.28 | .00 | 213,173.40 | 27.6 |
| 02019090 510200 | MEDICARE | 55,658.00 | 55,658.00 | 19,048.03 | 4,013.80 | .00 | 36,609.97 | 34.2 |
| 02019090 510300 | RETIREMENT | 424,232.00 | 424,232.00 | 152,322.40 | 32,072.05 | .00 | 271,909.60 | 35.9 |
| 02019090 510400 | GROUP HEALTH INSUR | 557,294.00 | 557,294.00 | 206,959.39 | 42,956.28 | .00 | 350,334.61 | 37.1 |
| 02019090 510500 | GROUP DENTAL INSUR | 30,295.00 | 30,295.00 | 10,417.31 | 2,220.87 | .00 | 19,877.69 | 34.4 |
| 02019090 510600 | LIFE INSURANCE | 4,380.00 | 4,380.00 | 1,417.84 | 297.60 | .00 | 2,962.16 | 32.4 |
| 02019090 510700 | UNEMPLOYMENT INSUR | 3,836.00 | 3,836.00 | 1,642.70 | 317.52 | .00 | 2,193.30 | 42.8 |
| 02019090 510900 | WORKER'S COMPENSAT | 223,190.00 | 223,190.00 | 125,038.96 | 26,327.41 | .00 | 98,151.04 | 56.0 |
| 02019090 520100 | SUPPLIES/OTH OPER | 4,864,124.00 | 4,864,124.00 | 495,685.65 | 61,236.48 | 1,938,944.10 | 2,429,494.25 | 50.1 |
| 02019090 523100 | NON-CAPITAL EQUIPM | 30,000.00 | 30,000.00 | 4,014.90 | .00 | 9,808.75 | 16,176.35 | 46.1 |
| 02019090 530100 | EQUIPMENT OPER/MAI | 500,000.00 | 500,000.00 | 177,106.94 | 70,870.45 | 316,551.10 | 6,341.96 | 98.7 |
| 02019090 530200 | VEHICLE OPERATION/ | 740,000.00 | 740,000.00 | 384,833.53 | 81,322.21 | 322,904.46 | 32,262.01 | 95.6 |
| 02019090 530500 | BUILDING MAINTENAN | 300,000.00 | 300,000.00 | 796.96 | .00 | .00 | 299,203.04 | .3 |
| 02019090 530800 | SOFTWARE MAINTENAN | 40,400.00 | 40,400.00 | 2,199.00 | 2,199.00 | .00 | 38,201.00 | 5.4 |
| 02019090 540100 | COMMUNICATIONS - M | 36,000.00 | 36,000.00 | 7,855.91 | 1,955.17 | 17,144.09 | 11,000.00 | 69.4 |
| 02019090 540600 | UTILITIES | 30,000.00 | 30,000.00 | 10,094.78 | 4,828.99 | 19,905.22 | .00 | 100.0 |
| 02019090 550300 | TRAVEL AND TRAININ | 20,000.00 | 40,000.00 | 25,116.03 | 3,604.34 | 1,240.00 | 13,643.97 | 65.9 |
| 02019090 550500 | ASSOCIATION DUES | 800.00 | 800.00 | .00 | .00 | .00 | 800.00 | .0 |

BUDGET SUMMARIES REPORT
ACCOUNT SUMMARY FEBRUARY 2024

FOR 2024 05

| | ORIGINAL APPROP | REVISED BUDGET | YTD ACTUAL | MTD ACTUAL | ENCUMBRANCES | AVAILABLE BUDGET | PCT USE/COL |
|------------------------------------|-----------------|----------------|---------------|--------------|--------------|------------------|-------------|
| 02019090 561400 PROFESSIONAL SERVI | 55,000.00 | 45,000.00 | 1,200.00 | 1,200.00 | .00 | 43,800.00 | 2.7 |
| 02019090 562200 CONTRACT SERVICES | 20,000.00 | 20,000.00 | 6,007.06 | 52.15 | 10,992.94 | 3,000.00 | 85.0 |
| 02019090 570100 RENTALS AND LEASES | 30,000.00 | 20,000.00 | .00 | .00 | .00 | 20,000.00 | .0 |
| 02019090 591600 RIGHT OF WAY EXPEN | 910,000.00 | 910,000.00 | .00 | .00 | .00 | 910,000.00 | .0 |
| 02019090 623000 ROAD PROJECTS | 200,000.00 | 200,000.00 | 6,761.80 | .00 | 50,238.20 | 143,000.00 | 28.5 |
| 02019090 640500 HEAVY EQUIPMENT | 3,219,886.00 | 3,192,686.00 | 1,579,488.02 | 1,034,058.52 | 1,069,851.00 | 543,346.98 | 83.0 |
| 02019090 640700 OTHER EQUIPMENT | 113,600.00 | 123,600.00 | .00 | .00 | 80,506.31 | 43,093.69 | 65.1 |
| 02019090 650200 VEHICLES - LIGHT T | 218,800.00 | 236,000.00 | 58,461.32 | .00 | 177,493.00 | 45.68 | 100.0 |
| TOTAL CONSOLIDATED ROAD AND BR | 16,937,227.00 | 16,937,227.00 | 4,727,030.24 | 1,673,448.01 | 4,015,579.17 | 8,194,617.59 | 51.6% |
| TOTAL CONSOLIDATED ROAD AND BR | .00 | .00 | 3,238,695.74 | 1,370,106.71 | 4,015,579.17 | -7,254,274.91 | 100.0% |
| TOTAL REVENUES | -16,937,227.00 | -16,937,227.00 | -1,488,334.50 | -303,341.30 | .00 | -15,448,892.50 | |
| TOTAL EXPENSES | 16,937,227.00 | 16,937,227.00 | 4,727,030.24 | 1,673,448.01 | 4,015,579.17 | 8,194,617.59 | |

031 PRECINCT 1 PARK

000 UNDEFINED

| | | | | | | | |
|------------------------------------|-------------|-------------|-------------|------------|-----|------------|-------|
| 031 400100 CURRENT AD VALOREM TAXE | -150,088.00 | -150,088.00 | -140,583.29 | -54,382.42 | .00 | -9,504.71 | 93.7 |
| 031 400400 PEN & INT - CURRENT LEV | -615.00 | -615.00 | -.51 | -.51 | .00 | -614.49 | .1 |
| 031 400500 DELIQ TAXES - PRIOR YEA | -915.00 | -915.00 | -322.74 | -147.55 | .00 | -592.26 | 35.3 |
| 031 400600 PEN & INT - PRIOR YEARS | -465.00 | -465.00 | -229.05 | -65.61 | .00 | -235.95 | 49.3 |
| 031 470000 INTEREST INCOME | -10,000.00 | -10,000.00 | -5,844.30 | .00 | .00 | -4,155.70 | 58.4 |
| 031 481600 CONTRIBUTIONS | -8,000.00 | -8,000.00 | -4,600.00 | -400.00 | .00 | -3,400.00 | 57.5 |
| 031 736100 DRAW FROM RESERVES | -75,000.00 | -75,000.00 | .00 | .00 | .00 | -75,000.00 | .0 |
| 031 902000 XFER TO CONSOLIDATED RO | 58,484.00 | 58,484.00 | .00 | .00 | .00 | 58,484.00 | .0 |
| TOTAL UNDEFINED | -186,599.00 | -186,599.00 | -151,579.89 | -54,996.09 | .00 | -35,019.11 | 81.2% |

191 PRECINCT 1 PARK

| | | | | | | | |
|------------------------------------|-----------|-----------|-----------|----------|-----|-----------|------|
| 03119180 500600 STAFF EMPLOYEES | 34,501.00 | 34,501.00 | 13,645.43 | 2,593.92 | .00 | 20,855.57 | 39.6 |
| 03119180 500800 TEMPORARY | 5,000.00 | 5,000.00 | .00 | .00 | .00 | 5,000.00 | .0 |
| 03119180 510100 FICA | 2,445.00 | 2,445.00 | 822.10 | 156.04 | .00 | 1,622.90 | 33.6 |
| 03119180 510200 MEDICARE | 561.00 | 561.00 | 192.30 | 36.50 | .00 | 368.70 | 34.3 |
| 03119180 510300 RETIREMENT | 3,740.00 | 3,740.00 | 1,515.99 | 288.18 | .00 | 2,224.01 | 40.5 |
| 03119180 510400 GROUP HEALTH INSUR | 7,531.00 | 7,531.00 | 2,877.30 | 575.46 | .00 | 4,653.70 | 38.2 |
| 03119180 510500 GROUP DENTAL INSUR | 415.00 | 415.00 | 270.80 | 54.16 | .00 | 144.20 | 65.3 |

BUDGET SUMMARIES REPORT
ACCOUNT SUMMARY FEBRUARY 2024

FOR 2024 05

| | ORIGINAL APPROP | REVISED BUDGET | YTD ACTUAL | MTD ACTUAL | ENCUMBRANCES | AVAILABLE BUDGET | PCT USE/COL |
|------------------------------------|-----------------|----------------|-------------|------------|--------------|------------------|-------------|
| 03119180 510600 LIFE INSURANCE | 60.00 | 60.00 | 22.40 | 4.48 | .00 | 37.60 | 37.3 |
| 03119180 510700 UNEMPLOYMENT INSUR | 32.00 | 32.00 | 16.47 | 2.86 | .00 | 15.53 | 51.5 |
| 03119180 510900 WORKER'S COMPENSAT | 2,452.00 | 2,452.00 | 865.14 | 164.46 | .00 | 1,586.86 | 35.3 |
| 03119180 520100 SUPPLIES/OTH OPER | 2,000.00 | 2,000.00 | .00 | .00 | 1,200.00 | 800.00 | 60.0 |
| 03119180 523100 NON-CAPITAL EQUIPM | 2,600.00 | 2,600.00 | .00 | .00 | .00 | 2,600.00 | .0 |
| 03119180 530500 BUILDING MAINTENAN | 12,700.00 | 12,700.00 | 670.00 | 35.00 | 560.00 | 11,470.00 | 9.7 |
| 03119180 530900 GROUNDS MAINTENANC | 2,000.00 | 2,000.00 | .00 | .00 | .00 | 2,000.00 | .0 |
| 03119180 540100 COMMUNICATIONS - M | 3,700.00 | 3,700.00 | 1,245.72 | 491.50 | 1,844.28 | 610.00 | 83.5 |
| 03119180 540600 UTILITIES | 13,000.00 | 13,000.00 | 1,968.45 | 689.33 | 5,931.55 | 5,100.00 | 60.8 |
| 03119180 561400 PROFESSIONAL SERVI | 17,362.00 | 17,362.00 | .00 | .00 | .00 | 17,362.00 | .0 |
| 03119180 562200 CONTRACT SERVICES | 1,000.00 | 1,000.00 | .00 | .00 | .00 | 1,000.00 | .0 |
| 03119180 570100 RENTALS AND LEASES | 500.00 | 500.00 | .00 | .00 | .00 | 500.00 | .0 |
| 03119180 640600 CAPITAL OUTLAY | 75,000.00 | 75,000.00 | .00 | .00 | .00 | 75,000.00 | .0 |
| TOTAL PRECINCT 1 PARK | 186,599.00 | 186,599.00 | 24,112.10 | 5,091.89 | 9,535.83 | 152,951.07 | 18.0% |
| TOTAL PRECINCT 1 PARK | .00 | .00 | -127,467.79 | -49,904.20 | 9,535.83 | 117,931.96 | 100.0% |
| TOTAL REVENUES | -245,083.00 | -245,083.00 | -151,579.89 | -54,996.09 | .00 | -93,503.11 | |
| TOTAL EXPENSES | 245,083.00 | 245,083.00 | 24,112.10 | 5,091.89 | 9,535.83 | 211,435.07 | |

032 SLATON/ROOSEVELT PARK

000 UNDEFINED

| | | | | | | | |
|------------------------------------|-------------|-------------|-------------|------------|-----|------------|-------|
| 032 400100 CURRENT AD VALOREM TAXE | -150,087.00 | -150,087.00 | -140,583.29 | -54,382.42 | .00 | -9,503.71 | 93.7 |
| 032 400400 PEN & INT - CURRENT LEV | -615.00 | -615.00 | -.51 | -.51 | .00 | -614.49 | .1 |
| 032 400500 DELIQ TAXES - PRIOR YEA | -915.00 | -915.00 | -322.74 | -147.55 | .00 | -592.26 | 35.3 |
| 032 400600 PEN & INT - PRIOR YEARS | -465.00 | -465.00 | -229.05 | -65.61 | .00 | -235.95 | 49.3 |
| 032 470000 INTEREST INCOME | -500.00 | -500.00 | -1,027.62 | .00 | .00 | 527.62 | 205.5 |
| 032 480500 DISPOSAL OF PROPERTY | .00 | .00 | -19.95 | .00 | .00 | 19.95 | 100.0 |
| 032 481600 CONTRIBUTIONS | -8,000.00 | -8,000.00 | -4,000.00 | -1,800.00 | .00 | -4,000.00 | 50.0 |
| TOTAL UNDEFINED | -160,582.00 | -160,582.00 | -146,183.16 | -56,396.09 | .00 | -14,398.84 | 91.0% |

192 PRECINCT 2 PARK

| | | | | | | | |
|---------------------------------|-----------|-----------|-----------|----------|-----|-----------|------|
| 03219280 500600 STAFF EMPLOYEES | 33,968.00 | 33,968.00 | 12,997.44 | 2,608.32 | .00 | 20,970.56 | 38.3 |
| 03219280 510100 FICA | 2,106.00 | 2,106.00 | 805.84 | 161.72 | .00 | 1,300.16 | 38.3 |
| 03219280 510200 MEDICARE | 492.00 | 492.00 | 188.46 | 37.82 | .00 | 303.54 | 38.3 |

BUDGET SUMMARIES REPORT
ACCOUNT SUMMARY FEBRUARY 2024

FOR 2024 05

| | ORIGINAL APPROP | REVISED BUDGET | YTD ACTUAL | MTD ACTUAL | ENCUMBRANCES | AVAILABLE BUDGET | PCT USE/COL |
|------------------------------------|-----------------|----------------|-------------|------------|--------------|------------------|-------------|
| 03219280 510300 RETIREMENT | 3,774.00 | 3,774.00 | 1,444.00 | 289.78 | .00 | 2,330.00 | 38.3 |
| 03219280 510600 LIFE INSURANCE | 60.00 | 60.00 | 22.40 | 4.48 | .00 | 37.60 | 37.3 |
| 03219280 510700 UNEMPLOYMENT INSUR | 46.00 | 46.00 | 15.58 | 2.86 | .00 | 30.42 | 33.9 |
| 03219280 510900 WORKER'S COMPENSAT | 2,154.00 | 2,154.00 | 824.01 | 165.36 | .00 | 1,329.99 | 38.3 |
| 03219280 520100 SUPPLIES/OTH OPER | 3,000.00 | 3,000.00 | 427.39 | 70.60 | 952.19 | 1,620.42 | 46.0 |
| 03219280 523100 NON-CAPITAL EQUIPM | 5,000.00 | 5,000.00 | .00 | .00 | .00 | 5,000.00 | .0 |
| 03219280 530100 EQUIPMENT OPER/MAI | 2,000.00 | 2,000.00 | .00 | .00 | .00 | 2,000.00 | .0 |
| 03219280 530500 BUILDING MAINTENAN | 30,000.00 | 30,000.00 | 1,323.33 | 35.00 | 505.00 | 28,171.67 | 6.1 |
| 03219280 530900 GROUNDS MAINTENANC | 30,982.00 | 30,982.00 | 7,433.97 | 7,433.97 | 1,203.38 | 22,344.65 | 27.9 |
| 03219280 540100 COMMUNICATIONS - M | 2,000.00 | 2,000.00 | 742.99 | 158.25 | 1,177.01 | 80.00 | 96.0 |
| 03219280 540600 UTILITIES | 25,000.00 | 25,000.00 | 2,989.82 | 1,388.98 | 21,210.18 | 800.00 | 96.8 |
| 03219280 562200 CONTRACT SERVICES | 20,000.00 | 20,000.00 | 8,000.00 | .00 | .00 | 12,000.00 | 40.0 |
| TOTAL PRECINCT 2 PARK | 160,582.00 | 160,582.00 | 37,215.23 | 12,357.14 | 25,047.76 | 98,319.01 | 38.8% |
| TOTAL SLATON/ROOSEVELT PARK | .00 | .00 | -108,967.93 | -44,038.95 | 25,047.76 | 83,920.17 | 100.0% |
| TOTAL REVENUES | -160,582.00 | -160,582.00 | -146,183.16 | -56,396.09 | .00 | -14,398.84 | |
| TOTAL EXPENSES | 160,582.00 | 160,582.00 | 37,215.23 | 12,357.14 | 25,047.76 | 98,319.01 | |
| 033 IDALOU/NEW DEAL PARK | | | | | | | |
| 000 UNDEFINED | | | | | | | |
| 033 400100 CURRENT AD VALOREM TAXE | -150,087.00 | -150,087.00 | -140,583.29 | -54,382.42 | .00 | -9,503.71 | 93.7 |
| 033 400400 PEN & INT - CURRENT LEV | -615.00 | -615.00 | -.51 | -.51 | .00 | -614.49 | .1 |
| 033 400500 DELIQ TAXES - PRIOR YEA | -915.00 | -915.00 | -322.74 | -147.55 | .00 | -592.26 | 35.3 |
| 033 400600 PEN & INT - PRIOR YEARS | -465.00 | -465.00 | -229.05 | -65.61 | .00 | -235.95 | 49.3 |
| 033 470000 INTEREST INCOME | -1,000.00 | -1,000.00 | -2,912.39 | .00 | .00 | 1,912.39 | 291.2 |
| 033 481600 CONTRIBUTIONS | -6,033.00 | -6,033.00 | -2,000.00 | -400.00 | .00 | -4,033.00 | 33.2 |
| 033 902000 XFER TO CONSOLIDATED R | 58,484.00 | 58,484.00 | .00 | .00 | .00 | 58,484.00 | .0 |
| TOTAL UNDEFINED | -100,631.00 | -100,631.00 | -146,047.98 | -54,996.09 | .00 | 45,416.98 | 145.1% |
| 193 PRECINCT 3 PARK | | | | | | | |
| 03319380 500800 TEMPORARY | 3,000.00 | 3,000.00 | .00 | .00 | .00 | 3,000.00 | .0 |
| 03319380 500900 PART TIME POSITION | 25,424.00 | 25,424.00 | 8,500.40 | 1,700.08 | .00 | 16,923.60 | 33.4 |
| 03319380 510100 FICA | 1,576.00 | 1,576.00 | 403.90 | 80.78 | .00 | 1,172.10 | 25.6 |
| 03319380 510200 MEDICARE | 369.00 | 369.00 | 94.50 | 18.90 | .00 | 274.50 | 25.6 |

BUDGET SUMMARIES REPORT
ACCOUNT SUMMARY FEBRUARY 2024

FOR 2024 05

| | ORIGINAL APPROP | REVISED BUDGET | YTD ACTUAL | MTD ACTUAL | ENCUMBRANCES | AVAILABLE BUDGET | PCT USE/COL |
|------------------------------------|-----------------|----------------|-------------|------------|--------------|------------------|-------------|
| 03319380 510300 RETIREMENT | 2,825.00 | 2,825.00 | 944.40 | 188.88 | .00 | 1,880.60 | 33.4 |
| 03319380 510400 GROUP HEALTH INSUR | 17,743.00 | 17,743.00 | 6,824.20 | 1,364.84 | .00 | 10,918.80 | 38.5 |
| 03319380 510500 GROUP DENTAL INSUR | 415.00 | 415.00 | 270.80 | 54.16 | .00 | 144.20 | 65.3 |
| 03319380 510600 LIFE INSURANCE | 60.00 | 60.00 | 22.40 | 4.48 | .00 | 37.60 | 37.3 |
| 03319380 510700 UNEMPLOYMENT INSUR | 24.00 | 24.00 | 10.25 | 1.88 | .00 | 13.75 | 42.7 |
| 03319380 510900 WORKER'S COMPENSAT | 1,612.00 | 1,612.00 | 538.90 | 107.78 | .00 | 1,073.10 | 33.4 |
| 03319380 520100 SUPPLIES/OTH OPER | 3,000.00 | 2,850.00 | 354.68 | 117.74 | .00 | 2,495.32 | 12.4 |
| 03319380 530100 EQUIPMENT OPER/MAI | 4,000.00 | 4,000.00 | 808.78 | 77.87 | .00 | 3,191.22 | 20.2 |
| 03319380 530200 VEHICLE OPERATION/ | 500.00 | 500.00 | 10.12 | 10.12 | 208.44 | 281.44 | 43.7 |
| 03319380 530500 BUILDING MAINTENAN | 19,733.00 | 19,733.00 | 14,929.17 | 806.72 | 900.00 | 3,903.83 | 80.2 |
| 03319380 530900 GROUNDS MAINTENANC | 4,000.00 | 4,000.00 | .00 | .00 | 3,378.19 | 621.81 | 84.5 |
| 03319380 540100 COMMUNICATIONS - M | 350.00 | 500.00 | 151.96 | 37.99 | 198.04 | 150.00 | 70.0 |
| 03319380 540600 UTILITIES | 16,000.00 | 16,000.00 | 3,000.23 | 1,460.14 | 5,799.77 | 7,200.00 | 55.0 |
| TOTAL PRECINCT 3 PARK | 100,631.00 | 100,631.00 | 36,864.69 | 6,032.36 | 10,484.44 | 53,281.87 | 47.1% |
| TOTAL IDALOU/NEW DEAL PARK | .00 | .00 | -109,183.29 | -48,963.73 | 10,484.44 | 98,698.85 | 100.0% |
| TOTAL REVENUES | -159,115.00 | -159,115.00 | -146,047.98 | -54,996.09 | .00 | -13,067.02 | |
| TOTAL EXPENSES | 159,115.00 | 159,115.00 | 36,864.69 | 6,032.36 | 10,484.44 | 111,765.87 | |
| 034 SHALLOWATER PARK | | | | | | | |
| 000 UNDEFINED | | | | | | | |
| 034 400100 CURRENT AD VALOREM TAXE | -150,087.00 | -150,087.00 | -140,583.29 | -54,382.42 | .00 | -9,503.71 | 93.7 |
| 034 400400 PEN & INT - CURRENT LEV | -615.00 | -615.00 | -.51 | -.51 | .00 | -614.49 | .1 |
| 034 400500 DELIQ TAXES - PRIOR YEA | -915.00 | -915.00 | -322.74 | -147.55 | .00 | -592.26 | 35.3 |
| 034 400600 PEN & INT - PRIOR YEARS | -465.00 | -465.00 | -229.05 | -65.61 | .00 | -235.95 | 49.3 |
| 034 470000 INTEREST INCOME | -5,000.00 | -5,000.00 | -3,802.24 | .00 | .00 | -1,197.76 | 76.0 |
| 034 481600 CONTRIBUTIONS | -6,200.00 | -6,200.00 | -2,401.00 | .00 | .00 | -3,799.00 | 38.7 |
| 034 736100 DRAW FROM RESERVES | -14,629.00 | -14,629.00 | .00 | .00 | .00 | -14,629.00 | .0 |
| 034 902000 XFER TO CONSOLIDATED R | 58,484.00 | 58,484.00 | .00 | .00 | .00 | 58,484.00 | .0 |
| TOTAL UNDEFINED | -119,427.00 | -119,427.00 | -147,338.83 | -54,596.09 | .00 | 27,911.83 | 123.4% |
| 194 PRECINCT 4 PARK | | | | | | | |
| 03419480 500800 TEMPORARY | 1,500.00 | 1,500.00 | .00 | .00 | .00 | 1,500.00 | .0 |
| 03419480 500900 PART TIME POSITION | 18,580.00 | 18,580.00 | 6,000.00 | 1,200.00 | .00 | 12,580.00 | 32.3 |

BUDGET SUMMARIES REPORT
ACCOUNT SUMMARY FEBRUARY 2024

FOR 2024 05

| | ORIGINAL APPROP | REVISED BUDGET | YTD ACTUAL | MTD ACTUAL | ENCUMBRANCES | AVAILABLE BUDGET | PCT USE/COL |
|------------------------------------|-----------------|----------------|-------------|------------|--------------|------------------|-------------|
| 03419480 510100 FICA | 1,152.00 | 1,152.00 | 372.00 | 74.40 | .00 | 780.00 | 32.3 |
| 03419480 510200 MEDICARE | 269.00 | 269.00 | 87.00 | 17.40 | .00 | 182.00 | 32.3 |
| 03419480 510300 RETIREMENT | 1,733.00 | 1,733.00 | 666.60 | 133.32 | .00 | 1,066.40 | 38.5 |
| 03419480 510700 UNEMPLOYMENT INSUR | 15.00 | 15.00 | 7.20 | 1.32 | .00 | 7.80 | 48.0 |
| 03419480 510900 WORKER'S COMPENSAT | 1,178.00 | 1,178.00 | 380.40 | 76.08 | .00 | 797.60 | 32.3 |
| 03419480 520100 SUPPLIES/OTH OPER | 3,500.00 | 3,500.00 | 155.75 | .00 | 319.25 | 3,025.00 | 13.6 |
| 03419480 523100 NON-CAPITAL EQUIPM | 1,500.00 | 1,500.00 | .00 | .00 | .00 | 1,500.00 | .0 |
| 03419480 530100 EQUIPMENT OPER/MAI | 2,000.00 | 2,000.00 | .00 | .00 | .00 | 2,000.00 | .0 |
| 03419480 530500 BUILDING MAINTENAN | 10,000.00 | 10,000.00 | 621.66 | 102.25 | 520.00 | 8,858.34 | 11.4 |
| 03419480 530900 GROUNDS MAINTENANC | 8,000.00 | 8,000.00 | 450.00 | .00 | .00 | 7,550.00 | 5.6 |
| 03419480 540100 COMMUNICATIONS - M | 3,000.00 | 3,000.00 | .00 | .00 | .00 | 3,000.00 | .0 |
| 03419480 540600 UTILITIES | 15,000.00 | 15,000.00 | 3,299.79 | 1,295.60 | 7,977.85 | 3,722.36 | 75.2 |
| 03419480 561400 PROFESSIONAL SERVI | 2,000.00 | 2,000.00 | .00 | .00 | .00 | 2,000.00 | .0 |
| 03419480 640600 CAPITAL OUTLAY | 50,000.00 | 50,000.00 | .00 | .00 | .00 | 50,000.00 | .0 |
| TOTAL PRECINCT 4 PARK | 119,427.00 | 119,427.00 | 12,040.40 | 2,900.37 | 8,817.10 | 98,569.50 | 17.5% |
| TOTAL SHALLOWATER PARK | .00 | .00 | -135,298.43 | -51,695.72 | 8,817.10 | 126,481.33 | 100.0% |
| TOTAL REVENUES | -177,911.00 | -177,911.00 | -147,338.83 | -54,596.09 | .00 | -30,572.17 | |
| TOTAL EXPENSES | 177,911.00 | 177,911.00 | 12,040.40 | 2,900.37 | 8,817.10 | 157,053.50 | |

041 PERMANENT IMPROVEMENT

000 UNDEFINED

| | | | | | | | |
|------------------------------------|---------------|---------------|---------------|---------------|-----|---------------|-------|
| 041 400100 CURRENT AD VALOREM TAXE | -3,001,741.00 | -3,001,741.00 | -2,811,665.65 | -1,087,648.27 | .00 | -190,075.35 | 93.7 |
| 041 400400 PEN & INT - CURRENT LEV | -12,307.00 | -12,307.00 | -10.22 | -10.22 | .00 | -12,296.78 | .1 |
| 041 400500 DELIQ TAXES - PRIOR YEA | -18,311.00 | -18,311.00 | -6,454.48 | -2,950.85 | .00 | -11,856.52 | 35.2 |
| 041 400600 PEN & INT - PRIOR YEARS | -9,305.00 | -9,305.00 | -4,581.20 | -1,312.17 | .00 | -4,723.80 | 49.2 |
| 041 470000 INTEREST INCOME | -150,000.00 | -150,000.00 | -41,023.62 | .00 | .00 | -108,976.38 | 27.3 |
| 041 483500 CRTX LEASE | -133,732.00 | -133,732.00 | -26,557.00 | -11,144.00 | .00 | -107,175.00 | 19.9 |
| 041 736100 DRAW FROM RESERVES | -5,375,214.00 | -5,375,214.00 | .00 | .00 | .00 | -5,375,214.00 | .0 |
| 041 801100 XFER FROM GENERAL FUND | .00 | -69,000.00 | .00 | .00 | .00 | -69,000.00 | .0 |
| 041 805100 XFER FROM LCJJC | -470,000.00 | -470,000.00 | .00 | .00 | .00 | -470,000.00 | .0 |
| TOTAL UNDEFINED | -9,170,610.00 | -9,239,610.00 | -2,890,292.17 | -1,103,065.51 | .00 | -6,349,317.83 | 31.3% |

061 FACILITY MAINTENANCE

| | | | | | | | |
|------------------------------------|--------------|--------------|------------|-----------|------------|------------|------|
| 04106140 561400 PROFESSIONAL SERVI | 1,676,000.00 | 1,095,993.00 | 105,140.27 | 13,179.82 | 579,462.94 | 411,389.79 | 62.5 |
|------------------------------------|--------------|--------------|------------|-----------|------------|------------|------|

BUDGET SUMMARIES REPORT
ACCOUNT SUMMARY FEBRUARY 2024

FOR 2024 05

| | ORIGINAL APPROP | REVISED BUDGET | YTD ACTUAL | MTD ACTUAL | ENCUMBRANCES | AVAILABLE BUDGET | PCT USE/COL |
|------------------------------------|-----------------|----------------|---------------|---------------|--------------|------------------|-------------|
| 04106140 566110 LEASE PAYMENT PRIN | 1,183,823.00 | 1,183,823.00 | 433,300.14 | 139,228.93 | 156,762.14 | 593,760.72 | 49.8 |
| 04106140 566210 LEASE PAYMENT INTE | 484,787.00 | 484,787.00 | 184,087.11 | 61,006.07 | 60,155.11 | 240,544.78 | 50.4 |
| 04106140 579900 RENOV/REPAIR NON-C | 60,000.00 | 41,800.00 | 5,380.02 | 148.08 | 15,375.54 | 21,044.44 | 49.7 |
| 04106140 620800 COURTHOUSE RENOVAT | 1,672,000.00 | 1,780,901.00 | 325,494.92 | 108,900.64 | 163,350.00 | 1,292,056.08 | 27.4 |
| 04106140 621100 RENOVATION 900 MAI | 2,255,000.00 | 2,273,200.00 | 1,420,105.48 | 707,828.25 | 320,840.27 | 532,254.25 | 76.6 |
| 04106140 621300 LCDC RENOVATIONS | 835,000.00 | 1,375,106.00 | 91,330.84 | 101,291.35 | 1,081,981.00 | 201,794.16 | 85.3 |
| 04106140 621700 LCJJC RENOVATIONS | 470,000.00 | 470,000.00 | -138,123.63 | 36,691.42 | 256,940.96 | 351,182.67 | 25.3 |
| 04106140 622300 OTHER BLDG RENOVAT | 534,000.00 | 534,000.00 | 9,215.00 | .00 | 139,887.00 | 384,898.00 | 27.9 |
| TOTAL FACILITY MAINTENANCE | 9,170,610.00 | 9,239,610.00 | 2,435,930.15 | 1,168,274.56 | 2,774,754.96 | 4,028,924.89 | 56.4% |
| TOTAL PERMANENT IMPROVEMENT | .00 | .00 | -454,362.02 | 65,209.05 | 2,774,754.96 | -2,320,392.94 | 100.0% |
| TOTAL REVENUES | -9,170,610.00 | -9,239,610.00 | -2,890,292.17 | -1,103,065.51 | .00 | -6,349,317.83 | |
| TOTAL EXPENSES | 9,170,610.00 | 9,239,610.00 | 2,435,930.15 | 1,168,274.56 | 2,774,754.96 | 4,028,924.89 | |

043 LCETZR NO1 TAX INCREMENT FUND

000 UNDEFINED

| | | | | | | | |
|-----------------------------------|-------------|-------------|-----------|-----|-----|-------------|-------|
| 043 470000 INTEREST INCOME | .00 | .00 | -4,341.00 | .00 | .00 | 4,341.00 | 100.0 |
| 043 801100 XFER FROM GENERAL FUND | -191,000.00 | -191,000.00 | .00 | .00 | .00 | -191,000.00 | .0 |
| TOTAL UNDEFINED | -191,000.00 | -191,000.00 | -4,341.00 | .00 | .00 | -186,659.00 | 2.3% |

090 PUBLIC WORKS

| | | | | | | | |
|--------------------------------|-------------|-------------|-----------|-----|-----|-------------|--------|
| 04309090 623000 ROAD PROJECTS | 191,000.00 | 191,000.00 | .00 | .00 | .00 | 191,000.00 | .0 |
| TOTAL PUBLIC WORKS | 191,000.00 | 191,000.00 | .00 | .00 | .00 | 191,000.00 | .0% |
| TOTAL LCETZR NO1 TAX INCREMENT | .00 | .00 | -4,341.00 | .00 | .00 | 4,341.00 | 100.0% |
| TOTAL REVENUES | -191,000.00 | -191,000.00 | -4,341.00 | .00 | .00 | -186,659.00 | |
| TOTAL EXPENSES | 191,000.00 | 191,000.00 | .00 | .00 | .00 | 191,000.00 | |

046 TJJD (P) JJAEP GRANT

000 UNDEFINED

| | | | | | | | |
|------------------------------------|------------|------------|-----------|-----------|-----|------------|-----|
| 046 420390 TJJD-P JJAEP GRANT REVE | -80,000.00 | -80,000.00 | -4,130.50 | -4,128.00 | .00 | -75,869.50 | 5.2 |
|------------------------------------|------------|------------|-----------|-----------|-----|------------|-----|

BUDGET SUMMARIES REPORT
ACCOUNT SUMMARY FEBRUARY 2024

FOR 2024 05

| 046 | TJJJ (P) JJAEP GRANT | ORIGINAL APPROP | REVISED BUDGET | YTD ACTUAL | MTD ACTUAL | ENCUMBRANCES | AVAILABLE BUDGET | PCT USE/COL |
|---|--------------------------------|-----------------|----------------|------------|------------|--------------|------------------|-------------|
| | TOTAL UNDEFINED | -80,000.00 | -80,000.00 | -4,130.50 | -4,128.00 | .00 | -75,869.50 | 5.2% |
| 051 JUVENILE PROBATION | | | | | | | | |
| 04605135 | 562300 INTER LOCAL AGREEM | 80,000.00 | 80,000.00 | .00 | .00 | .00 | 80,000.00 | .0 |
| | TOTAL JUVENILE PROBATION | 80,000.00 | 80,000.00 | .00 | .00 | .00 | 80,000.00 | .0% |
| | TOTAL TJJJ (P) JJAEP GRANT | .00 | .00 | -4,130.50 | -4,128.00 | .00 | 4,130.50 | 100.0% |
| | TOTAL REVENUES | -80,000.00 | -80,000.00 | -4,130.50 | -4,128.00 | .00 | -75,869.50 | |
| | TOTAL EXPENSES | 80,000.00 | 80,000.00 | .00 | .00 | .00 | 80,000.00 | |
| 047 TJJJ TJJJ DSA RISK & NEEDS ASS | | | | | | | | |
| 000 UNDEFINED | | | | | | | | |
| 047 | 420170 TJJJ (R) GRANT REVENUE | -15,628.00 | -15,628.00 | -14,105.36 | .00 | .00 | -1,522.64 | 90.3 |
| | TOTAL UNDEFINED | -15,628.00 | -15,628.00 | -14,105.36 | .00 | .00 | -1,522.64 | 90.3% |
| 051 JUVENILE PROBATION | | | | | | | | |
| 04705135 | 520100 SUPPLIES/OTH OPER | 15,628.00 | 15,628.00 | 14,105.36 | .00 | .00 | 1,522.64 | 90.3 |
| | TOTAL JUVENILE PROBATION | 15,628.00 | 15,628.00 | 14,105.36 | .00 | .00 | 1,522.64 | 90.3% |
| | TOTAL TJJJ TJJJ DSA RISK & NEE | .00 | .00 | .00 | .00 | .00 | .00 | .0% |
| | TOTAL REVENUES | -15,628.00 | -15,628.00 | -14,105.36 | .00 | .00 | -1,522.64 | |
| | TOTAL EXPENSES | 15,628.00 | 15,628.00 | 14,105.36 | .00 | .00 | 1,522.64 | |
| 048 TJJJ DSA RESIDENTIAL PROJECTS | | | | | | | | |
| 000 UNDEFINED | | | | | | | | |
| 048 | 427030 TJJJ GRANT REVENUE | -127,520.00 | -127,520.00 | .00 | .00 | .00 | -127,520.00 | .0 |

BUDGET SUMMARIES REPORT
ACCOUNT SUMMARY FEBRUARY 2024

FOR 2024 05

| 048 | TJJJ DSA RESIDENTIAL PROJECTS | ORIGINAL APPROP | REVISED BUDGET | YTD ACTUAL | MTD ACTUAL | ENCUMBRANCES | AVAILABLE BUDGET | PCT USE/COL |
|--|--------------------------------|-----------------|----------------|------------|------------|--------------|------------------|-------------|
| | TOTAL UNDEFINED | -127,520.00 | -127,520.00 | .00 | .00 | .00 | -127,520.00 | .0% |
| 051 JUVENILE PROBATION | | | | | | | | |
| 04805135 | 500600 STAFF EMPLOYEES | 64,000.00 | 64,000.00 | .00 | .00 | .00 | 64,000.00 | .0 |
| 04805135 | 510100 FICA | 3,968.00 | 3,968.00 | .00 | .00 | .00 | 3,968.00 | .0 |
| 04805135 | 510200 MEDICARE | 928.00 | 928.00 | .00 | .00 | .00 | 928.00 | .0 |
| 04805135 | 510300 RETIREMENT | 7,700.00 | 7,700.00 | .00 | .00 | .00 | 7,700.00 | .0 |
| 04805135 | 510400 GROUP HEALTH INSUR | 7,531.00 | 7,531.00 | .00 | .00 | .00 | 7,531.00 | .0 |
| 04805135 | 510500 GROUP DENTAL INSUR | 415.00 | 415.00 | .00 | .00 | .00 | 415.00 | .0 |
| 04805135 | 510600 LIFE INSURANCE | 30.00 | 30.00 | .00 | .00 | .00 | 30.00 | .0 |
| 04805135 | 510700 UNEMPLOYMENT INSUR | 64.00 | 64.00 | .00 | .00 | .00 | 64.00 | .0 |
| 04805135 | 510900 WORKER'S COMPENSAT | 5,364.00 | 5,364.00 | .00 | .00 | .00 | 5,364.00 | .0 |
| 04805135 | 562200 CONTRACT SERVICES | 37,520.00 | 37,520.00 | .00 | .00 | .00 | 37,520.00 | .0 |
| | TOTAL JUVENILE PROBATION | 127,520.00 | 127,520.00 | .00 | .00 | .00 | 127,520.00 | .0% |
| | TOTAL TJJJ DSA RESIDENTIAL PRO | .00 | .00 | .00 | .00 | .00 | .00 | .0% |
| | TOTAL REVENUES | -127,520.00 | -127,520.00 | .00 | .00 | .00 | -127,520.00 | |
| | TOTAL EXPENSES | 127,520.00 | 127,520.00 | .00 | .00 | .00 | 127,520.00 | |
| 049 TJJJ DSA PREVENT/INTERVENTION | | | | | | | | |
| 000 UNDEFINED | | | | | | | | |
| 049 | 424900 TJPC-S GRANT REVENUE | .00 | -66,000.00 | -33,000.00 | -5,500.00 | .00 | -33,000.00 | 50.0 |
| | TOTAL UNDEFINED | .00 | -66,000.00 | -33,000.00 | -5,500.00 | .00 | -33,000.00 | 50.0% |
| 051 JUVENILE PROBATION | | | | | | | | |
| 04905135 | 540100 COMMUNICATIONS - M | .00 | 4,000.00 | .00 | .00 | .00 | 4,000.00 | .0 |
| 04905135 | 550300 TRAVEL AND TRAININ | .00 | 20,000.00 | .00 | .00 | .00 | 20,000.00 | .0 |
| 04905135 | 562200 CONTRACT SERVICES | .00 | 42,000.00 | .00 | .00 | .00 | 42,000.00 | .0 |
| | TOTAL JUVENILE PROBATION | .00 | 66,000.00 | .00 | .00 | .00 | 66,000.00 | .0% |

BUDGET SUMMARIES REPORT
ACCOUNT SUMMARY FEBRUARY 2024

FOR 2024 05

| | ORIGINAL APPROP | REVISED BUDGET | YTD ACTUAL | MTD ACTUAL | ENCUMBRANCES | AVAILABLE BUDGET | PCT USE/COL |
|------------------------------------|-----------------|----------------|-------------|------------|--------------|------------------|-------------|
| TOTAL TJJD DSA PREVENT/INTERVE | .00 | .00 | -33,000.00 | -5,500.00 | .00 | 33,000.00 | 100.0% |
| TOTAL REVENUES | .00 | -66,000.00 | -33,000.00 | -5,500.00 | .00 | -33,000.00 | |
| TOTAL EXPENSES | .00 | 66,000.00 | .00 | .00 | .00 | 66,000.00 | |
| 050 JUVENILE STAR PROGRAM | | | | | | | |
| 000 UNDEFINED | | | | | | | |
| 050 424000 STAR PROGRAM-JUVENILE | -260,000.00 | -260,000.00 | -120,500.00 | .00 | .00 | -139,500.00 | 46.3 |
| 050 489900 OTHER REVENUE | -1,895.00 | -1,895.00 | .00 | .00 | .00 | -1,895.00 | .0 |
| 050 805100 XFER FROM LCJJC | -119,605.00 | -119,605.00 | .00 | .00 | .00 | -119,605.00 | .0 |
| TOTAL UNDEFINED | -381,500.00 | -381,500.00 | -120,500.00 | .00 | .00 | -261,000.00 | 31.6% |
| 051 JUVENILE PROBATION | | | | | | | |
| 05005135 500600 STAFF EMPLOYEES | 261,179.00 | 261,179.00 | 24,385.52 | 4,861.51 | .00 | 236,793.48 | 9.3 |
| 05005135 510100 FICA | 18,000.00 | 18,000.00 | 1,286.96 | 249.51 | .00 | 16,713.04 | 7.1 |
| 05005135 510200 MEDICARE | 4,209.00 | 4,209.00 | 300.98 | 58.36 | .00 | 3,908.02 | 7.2 |
| 05005135 510300 RETIREMENT | 31,487.00 | 31,487.00 | 2,709.26 | 540.12 | .00 | 28,777.74 | 8.6 |
| 05005135 510400 GROUP HEALTH INSUR | 45,669.00 | 45,669.00 | 6,359.60 | 1,271.92 | .00 | 39,309.40 | 13.9 |
| 05005135 510500 GROUP DENTAL INSUR | 2,556.00 | 2,556.00 | 270.80 | 54.16 | .00 | 2,285.20 | 10.6 |
| 05005135 510600 LIFE INSURANCE | 342.00 | 342.00 | 22.40 | 4.48 | .00 | 319.60 | 6.5 |
| 05005135 510700 UNEMPLOYMENT INSUR | 1,481.00 | 1,481.00 | 29.25 | 5.34 | .00 | 1,451.75 | 2.0 |
| 05005135 510900 WORKER'S COMPENSAT | 9,781.00 | 9,781.00 | 65.81 | 13.12 | .00 | 9,715.19 | .7 |
| 05005135 520100 SUPPLIES/OTH OPER | 3,000.00 | 3,000.00 | 187.56 | .00 | .00 | 2,812.44 | 6.3 |
| 05005135 540100 COMMUNICATIONS - M | 546.00 | 546.00 | 178.41 | 178.41 | .00 | 367.59 | 32.7 |
| 05005135 550300 TRAVEL AND TRAININ | 3,150.00 | 3,150.00 | 1,342.07 | .00 | .00 | 1,807.93 | 42.6 |
| 05005135 550500 ASSOCIATION DUES | 100.00 | 100.00 | .00 | .00 | .00 | 100.00 | .0 |
| TOTAL JUVENILE PROBATION | 381,500.00 | 381,500.00 | 37,138.62 | 7,236.93 | .00 | 344,361.38 | 9.7% |
| TOTAL JUVENILE STAR PROGRAM | .00 | .00 | -83,361.38 | 7,236.93 | .00 | 83,361.38 | 100.0% |
| TOTAL REVENUES | -381,500.00 | -381,500.00 | -120,500.00 | .00 | .00 | -261,000.00 | |
| TOTAL EXPENSES | 381,500.00 | 381,500.00 | 37,138.62 | 7,236.93 | .00 | 344,361.38 | |
| 051 JUVENILE PROBATION | | | | | | | |
| 000 UNDEFINED | | | | | | | |
| 051 451900 JUVENILE PROBATION FEES | -5,000.00 | -5,000.00 | -670.00 | -120.00 | .00 | -4,330.00 | 13.4 |

BUDGET SUMMARIES REPORT
ACCOUNT SUMMARY FEBRUARY 2024

FOR 2024 05

| 051 | JUVENILE PROBATION | ORIGINAL APPROP | REVISED BUDGET | YTD ACTUAL | MTD ACTUAL | ENCUMBRANCES | AVAILABLE BUDGET | PCT USE/COL |
|-----------------|-------------------------|-----------------|----------------|-------------|------------|--------------|------------------|-------------|
| 051 470000 | INTEREST INCOME | -10,000.00 | -10,000.00 | -75,004.75 | .00 | .00 | 65,004.75 | 750.0 |
| 051 489900 | OTHER REVENUE | -2,000.00 | -2,000.00 | -385.12 | -210.76 | .00 | -1,614.88 | 19.3 |
| 051 736100 | DRAW FROM RESERVES | -7,577,191.00 | -7,577,191.00 | .00 | .00 | .00 | -7,577,191.00 | .0 |
| 051 801100 | XFER FROM GENERAL FUND | -1,000,000.00 | -1,000,000.00 | -416,666.62 | -83,333.34 | .00 | -583,333.38 | 41.7 |
| 051 904100 | XFER TO PERMANENT IMPRO | 470,000.00 | 470,000.00 | .00 | .00 | .00 | 470,000.00 | .0 |
| 051 905000 | XFER TO STAR PROGRAM | 119,605.00 | 119,605.00 | .00 | .00 | .00 | 119,605.00 | .0 |
| 051 905400 | XFER TO JUV PROB COMM F | 260,619.00 | 260,619.00 | .00 | .00 | .00 | 260,619.00 | .0 |
| 051 905500 | XFER TO JUVENILE DETENT | 4,777,391.00 | 4,777,391.00 | .00 | .00 | .00 | 4,777,391.00 | .0 |
| 051 905700 | XFER TO FOOD SERVICE | 255,242.00 | 255,242.00 | .00 | .00 | .00 | 255,242.00 | .0 |
| TOTAL UNDEFINED | | -2,711,334.00 | -2,711,334.00 | -492,726.49 | -83,664.10 | .00 | -2,218,607.51 | 18.2% |

051 JUVENILE PROBATION

| | | | | | | | | |
|--------------------------|--------------------|--------------|--------------|------------|------------|------------|--------------|-------|
| 05105135 500200 | APPOINTED OFFICIAL | 126,282.00 | 126,282.00 | 52,596.04 | 10,408.04 | .00 | 73,685.96 | 41.6 |
| 05105135 500600 | STAFF EMPLOYEES | 1,533,155.00 | 1,533,155.00 | 562,079.61 | 111,845.24 | .00 | 971,075.39 | 36.7 |
| 05105135 510100 | FICA | 102,379.00 | 102,379.00 | 36,152.12 | 7,199.10 | .00 | 66,226.88 | 35.3 |
| 05105135 510200 | MEDICARE | 23,944.00 | 23,944.00 | 8,454.86 | 1,683.65 | .00 | 15,489.14 | 35.3 |
| 05105135 510300 | RETIREMENT | 183,457.00 | 183,457.00 | 68,289.94 | 13,582.21 | .00 | 115,167.06 | 37.2 |
| 05105135 510400 | GROUP HEALTH INSUR | 195,806.00 | 195,806.00 | 100,608.43 | 20,350.31 | .00 | 95,197.57 | 51.4 |
| 05105135 510500 | GROUP DENTAL INSUR | 10,790.00 | 10,790.00 | 4,640.35 | 940.86 | .00 | 6,149.65 | 43.0 |
| 05105135 510600 | LIFE INSURANCE | 1,560.00 | 1,560.00 | 535.65 | 105.76 | .00 | 1,024.35 | 34.3 |
| 05105135 510700 | UNEMPLOYMENT INSUR | 1,531.00 | 1,531.00 | 738.60 | 134.46 | .00 | 792.40 | 48.2 |
| 05105135 510900 | WORKER'S COMPENSAT | 4,459.00 | 4,459.00 | 1,761.44 | 431.88 | .00 | 2,697.56 | 39.5 |
| 05105135 520100 | SUPPLIES/OTH OPER | 51,500.00 | 51,500.00 | 21,829.77 | 5,073.61 | 19,373.48 | 10,296.75 | 80.0 |
| 05105135 522400 | UNIFORMS | 10,000.00 | 10,000.00 | 1,288.13 | .00 | .00 | 8,711.87 | 12.9 |
| 05105135 522700 | RESIDENT SUPPLIES | 5,000.00 | 5,000.00 | .00 | .00 | .00 | 5,000.00 | .0 |
| 05105135 522800 | LAW BOOKS | 1,000.00 | 1,000.00 | 964.00 | .00 | .00 | 36.00 | 96.4 |
| 05105135 523000 | NON-CAPITAL SOFTWA | 1,350.00 | 1,350.00 | .00 | .00 | .00 | 1,350.00 | .0 |
| 05105135 523100 | NON-CAPITAL EQUIPM | 3,000.00 | 3,000.00 | .00 | .00 | .00 | 3,000.00 | .0 |
| 05105135 530100 | EQUIPMENT OPER/MAI | 1,000.00 | 1,000.00 | .00 | .00 | .00 | 1,000.00 | .0 |
| 05105135 530200 | VEHICLE OPERATION/ | 7,500.00 | 7,500.00 | 4,833.28 | 1,007.34 | 3,959.27 | -1,292.55 | 117.2 |
| 05105135 530500 | BUILDING MAINTENAN | 66,000.00 | 66,000.00 | 19,757.67 | 5,021.85 | 17,069.32 | 29,173.01 | 55.8 |
| 05105135 530800 | SOFTWARE MAINTENAN | 10,000.00 | 10,000.00 | .00 | .00 | .00 | 10,000.00 | .0 |
| 05105135 530900 | GROUNDS MAINTENANC | 5,910.00 | 5,910.00 | 843.13 | 109.72 | .00 | 5,066.87 | 14.3 |
| 05105135 540100 | COMMUNICATIONS - M | 31,000.00 | 31,000.00 | 5,530.71 | 1,160.79 | 19,290.88 | 6,178.41 | 80.1 |
| 05105135 540600 | UTILITIES | 225,000.00 | 225,000.00 | 65,895.24 | 13,836.04 | 133,104.76 | 26,000.00 | 88.4 |
| 05105135 550300 | TRAVEL AND TRAININ | 78,775.00 | 78,775.00 | 11,361.00 | 1,682.05 | .00 | 67,414.00 | 14.4 |
| 05105135 550500 | ASSOCIATION DUES | 936.00 | 936.00 | 20.00 | .00 | .00 | 916.00 | 2.1 |
| 05105135 562200 | CONTRACT SERVICES | 30,000.00 | 30,000.00 | .00 | .00 | .00 | 30,000.00 | .0 |
| TOTAL JUVENILE PROBATION | | 2,711,334.00 | 2,711,334.00 | 968,179.97 | 194,572.91 | 192,797.71 | 1,550,356.32 | 42.8% |

BUDGET SUMMARIES REPORT
ACCOUNT SUMMARY FEBRUARY 2024

FOR 2024 05

| | ORIGINAL APPROP | REVISED BUDGET | YTD ACTUAL | MTD ACTUAL | ENCUMBRANCES | AVAILABLE BUDGET | PCT USE/COL |
|--------------------------|-----------------|----------------|-------------|------------|--------------|------------------|-------------|
| TOTAL JUVENILE PROBATION | .00 | .00 | 475,453.48 | 110,908.81 | 192,797.71 | -668,251.19 | 100.0% |
| TOTAL REVENUES | -8,594,191.00 | -8,594,191.00 | -492,726.49 | -83,664.10 | .00 | -8,101,464.51 | |
| TOTAL EXPENSES | 8,594,191.00 | 8,594,191.00 | 968,179.97 | 194,572.91 | 192,797.71 | 7,433,213.32 | |

054 TJJD (A) JUV PROB COMM GRANT

000 UNDEFINED

| | | | | | | | |
|-------------------------------|---------------|---------------|---------------|-------------|-----|---------------|-------|
| 054 421500 TJPC-A STATE AID | -2,191,159.00 | -2,191,159.00 | -1,170,445.41 | -182,597.00 | .00 | -1,020,713.59 | 53.4 |
| 054 427030 TJJD GRANT REVENUE | -363,190.00 | -363,190.00 | -363,189.99 | .00 | .00 | .01 | 100.0 |
| 054 805100 XFER FROM LCJJC | -260,619.00 | -260,619.00 | .00 | .00 | .00 | -260,619.00 | .0 |
| TOTAL UNDEFINED | -2,814,968.00 | -2,814,968.00 | -1,533,635.40 | -182,597.00 | .00 | -1,281,332.60 | 54.5% |

051 JUVENILE PROBATION

| | | | | | | | |
|------------------------------------|--------------|--------------|------------|------------|------------|--------------|-------|
| 05405135 500600 STAFF EMPLOYEES | 1,129,875.00 | 1,129,875.00 | 306,264.31 | 99,978.67 | .00 | 823,610.69 | 27.1 |
| 05405135 500700 OVERTIME COMPENSAT | 2,000.00 | 2,000.00 | 832.42 | .00 | .00 | 1,167.58 | 41.6 |
| 05405135 501010 SUPPLEMENT PROBATI | 63,000.00 | 63,000.00 | 19,351.50 | 3,870.30 | .00 | 43,648.50 | 30.7 |
| 05405135 501100 SUPPLEMENT DETENTI | 31,000.00 | 31,000.00 | 7,050.24 | 1,382.40 | .00 | 23,949.76 | 22.7 |
| 05405135 501600 SALARY ADJUSTMENT | 363,190.00 | 363,190.00 | 227,047.51 | .00 | .00 | 136,142.49 | 62.5 |
| 05405135 510100 FICA | 84,744.00 | 84,744.00 | 19,498.83 | 6,282.51 | .00 | 65,245.17 | 23.0 |
| 05405135 510200 MEDICARE | 19,626.00 | 19,626.00 | 4,560.09 | 1,469.27 | .00 | 15,065.91 | 23.2 |
| 05405135 510300 RETIREMENT | 151,854.00 | 151,854.00 | 60,484.59 | 11,691.30 | .00 | 91,369.41 | 39.8 |
| 05405135 510400 GROUP HEALTH INSUR | 123,860.00 | 123,860.00 | 71,629.84 | 14,697.79 | .00 | 52,230.16 | 57.8 |
| 05405135 510500 GROUP DENTAL INSUR | 6,825.00 | 6,825.00 | 3,708.53 | 731.66 | .00 | 3,116.47 | 54.3 |
| 05405135 510600 LIFE INSURANCE | 987.00 | 987.00 | 547.74 | 106.41 | .00 | 439.26 | 55.5 |
| 05405135 510700 UNEMPLOYMENT INSUR | 1,302.00 | 1,302.00 | 654.21 | 115.73 | .00 | 647.79 | 50.2 |
| 05405135 510900 WORKER'S COMPENSAT | 49,068.00 | 49,068.00 | 16,076.45 | 3,078.45 | .00 | 32,991.55 | 32.8 |
| 05405135 520140 SUPPLIES/OTHER OPE | 30,000.00 | 30,000.00 | .00 | .00 | .00 | 30,000.00 | .0 |
| 05405135 540100 COMMUNICATIONS - M | 3,000.00 | 3,000.00 | 300.00 | 60.00 | 630.00 | 2,070.00 | 31.0 |
| 05405135 544100 RESIDENTIAL NON-SE | 537,887.00 | 537,887.00 | 173,146.60 | 50,701.78 | 266,277.40 | 98,463.00 | 81.7 |
| 05405135 550303 TRAVEL AND TRAININ | 12,000.00 | 12,000.00 | 1,835.58 | 470.53 | 4,592.42 | 5,572.00 | 53.6 |
| 05405135 562200 CONTRACT SERVICES | 55,000.00 | 55,000.00 | 4,022.41 | 938.63 | 8,112.59 | 42,865.00 | 22.1 |
| 05405135 564500 CONTRACT SERVICES | 80,000.00 | 80,000.00 | 24,008.25 | 5,031.00 | 15,991.75 | 40,000.00 | 50.0 |
| 05405135 564600 CONTRACT SERVICES | 37,750.00 | 37,750.00 | 2,950.00 | 900.00 | 19,200.00 | 15,600.00 | 58.7 |
| 05405135 564800 ELECTRONIC MONITOR | 32,000.00 | 32,000.00 | 4,274.45 | 170.50 | 21,725.55 | 6,000.00 | 81.3 |
| TOTAL JUVENILE PROBATION | 2,814,968.00 | 2,814,968.00 | 948,243.55 | 201,676.93 | 336,529.71 | 1,530,194.74 | 45.6% |

BUDGET SUMMARIES REPORT
ACCOUNT SUMMARY FEBRUARY 2024

FOR 2024 05

| | ORIGINAL APPROP | REVISED BUDGET | YTD ACTUAL | MTD ACTUAL | ENCUMBRANCES | AVAILABLE BUDGET | PCT USE/COL |
|------------------------------------|-----------------|----------------|---------------|-------------|--------------|------------------|-------------|
| TOTAL TJJD (A) JUV PROB COMM G | .00 | .00 | -585,391.85 | 19,079.93 | 336,529.71 | 248,862.14 | 100.0% |
| TOTAL REVENUES | -2,814,968.00 | -2,814,968.00 | -1,533,635.40 | -182,597.00 | .00 | -1,281,332.60 | |
| TOTAL EXPENSES | 2,814,968.00 | 2,814,968.00 | 948,243.55 | 201,676.93 | 336,529.71 | 1,530,194.74 | |
| 055 JUVENILE DETENTION | | | | | | | |
| 000 UNDEFINED | | | | | | | |
| 055 451300 CONTRACTSERV-OTHER COUN | -755,305.00 | -755,305.00 | -308,380.00 | .00 | .00 | -446,925.00 | 40.8 |
| 055 805100 XFER FROM LCJJC | -4,777,391.00 | -4,777,391.00 | .00 | .00 | .00 | -4,777,391.00 | .0 |
| TOTAL UNDEFINED | -5,532,696.00 | -5,532,696.00 | -308,380.00 | .00 | .00 | -5,224,316.00 | 5.6% |
| 051 JUVENILE PROBATION | | | | | | | |
| 05505135 500600 STAFF EMPLOYEES | 3,628,423.00 | 3,628,423.00 | 1,280,439.65 | 263,716.90 | .00 | 2,347,983.35 | 35.3 |
| 05505135 500700 OVERTIME COMPENSAT | 25,500.00 | 25,500.00 | 9,549.32 | 564.78 | .00 | 15,950.68 | 37.4 |
| 05505135 500900 PART TIME POSITION | 55,500.00 | 55,500.00 | .00 | .00 | .00 | 55,500.00 | .0 |
| 05505135 510100 FICA | 228,231.00 | 228,231.00 | 76,962.33 | 15,683.12 | .00 | 151,268.67 | 33.7 |
| 05505135 510200 MEDICARE | 53,377.00 | 53,377.00 | 17,999.38 | 3,667.88 | .00 | 35,377.62 | 33.7 |
| 05505135 510300 RETIREMENT | 408,976.00 | 408,976.00 | 143,317.83 | 29,361.68 | .00 | 265,658.17 | 35.0 |
| 05505135 510400 GROUP HEALTH INSUR | 527,170.00 | 527,170.00 | 189,440.18 | 41,752.92 | .00 | 337,729.82 | 35.9 |
| 05505135 510500 GROUP DENTAL INSUR | 29,050.00 | 29,050.00 | 9,955.10 | 2,178.33 | .00 | 19,094.90 | 34.3 |
| 05505135 510600 LIFE INSURANCE | 4,200.00 | 4,200.00 | 1,304.45 | 278.39 | .00 | 2,895.55 | 31.1 |
| 05505135 510700 UNEMPLOYMENT INSUR | 3,423.00 | 3,423.00 | 1,544.53 | 290.72 | .00 | 1,878.47 | 45.1 |
| 05505135 510900 WORKER'S COMPENSAT | 137,774.00 | 137,774.00 | 50,831.18 | 10,457.26 | .00 | 86,942.82 | 36.9 |
| 05505135 520100 SUPPLIES/OTH OPER | 35,000.00 | 35,000.00 | 7,568.29 | 2,479.46 | 25,754.17 | 1,677.54 | 95.2 |
| 05505135 522700 RESIDENT SUPPLIES | 33,572.00 | 33,572.00 | 3,884.60 | 162.90 | 19,696.12 | 9,991.28 | 70.2 |
| 05505135 523100 NON-CAPITAL EQUIPM | 13,000.00 | 13,000.00 | 2,129.71 | 2,129.71 | 5,146.41 | 5,723.88 | 56.0 |
| 05505135 530100 EQUIPMENT OPER/MAI | 1,000.00 | 1,000.00 | .00 | .00 | .00 | 1,000.00 | .0 |
| 05505135 530200 VEHICLE OPERATION/ | 2,500.00 | 2,500.00 | 838.48 | .00 | 2,145.24 | -483.72 | 119.3 |
| 05505135 550201 RESIDENT TRANSPORT | 10,000.00 | 10,000.00 | 3,552.27 | 673.55 | .00 | 6,447.73 | 35.5 |
| 05505135 561100 MEDICAL FOR RESIDE | 10,000.00 | 10,000.00 | 2,267.69 | 1,276.40 | .00 | 7,732.31 | 22.7 |
| 05505135 561400 PROFESSIONAL SERVI | 11,000.00 | 11,000.00 | .00 | .00 | .00 | 11,000.00 | .0 |
| 05505135 562200 CONTRACT SERVICES | 115,000.00 | 115,000.00 | 19,060.00 | 8,250.00 | 30,940.00 | 65,000.00 | 43.5 |
| 05505135 564200 RESIDENTIAL PLACEM | 200,000.00 | 200,000.00 | 5,032.40 | 375.95 | 9,194.95 | 185,772.65 | 7.1 |
| TOTAL JUVENILE PROBATION | 5,532,696.00 | 5,532,696.00 | 1,825,677.39 | 383,299.95 | 92,876.89 | 3,614,141.72 | 34.7% |
| TOTAL JUVENILE DETENTION | .00 | .00 | 1,517,297.39 | 383,299.95 | 92,876.89 | -1,610,174.28 | 100.0% |
| TOTAL REVENUES | -5,532,696.00 | -5,532,696.00 | -308,380.00 | .00 | .00 | -5,224,316.00 | |
| TOTAL EXPENSES | 5,532,696.00 | 5,532,696.00 | 1,825,677.39 | 383,299.95 | 92,876.89 | 3,614,141.72 | |

BUDGET SUMMARIES REPORT
ACCOUNT SUMMARY FEBRUARY 2024

FOR 2024 05

| 057 | JUVENILE FOOD SERVICE | ORIGINAL APPROP | REVISED BUDGET | YTD ACTUAL | MTD ACTUAL | ENCUMBRANCES | AVAILABLE BUDGET | PCT USE/COL |
|----------------------------------|-------------------------|-----------------|----------------|------------|------------|--------------|------------------|-------------|
| 057 JUVENILE FOOD SERVICE | | | | | | | | |
| 000 UNDEFINED | | | | | | | | |
| 057 420100 | GRANT REVENUE | .00 | -6,447.00 | -6,466.40 | -6,466.40 | .00 | 19.40 | 100.3 |
| 057 426600 | DHS SCHOOL MEAL PROGRAM | -150,000.00 | -150,000.00 | -57,693.15 | .00 | .00 | -92,306.85 | 38.5 |
| 057 426700 | DHS COMMODITIES PROGRAM | -7,449.00 | -7,449.00 | .00 | .00 | .00 | -7,449.00 | .0 |
| 057 489900 | OTHER REVENUE | -6,405.00 | -6,405.00 | -287.24 | .00 | .00 | -6,117.76 | 4.5 |
| 057 805100 | XFER FROM LCJJC | -255,242.00 | -255,242.00 | .00 | .00 | .00 | -255,242.00 | .0 |
| TOTAL UNDEFINED | | -419,096.00 | -425,543.00 | -64,446.79 | -6,466.40 | .00 | -361,096.21 | 15.1% |
| 051 JUVENILE PROBATION | | | | | | | | |
| 05705135 500600 | STAFF EMPLOYEES | 115,295.00 | 115,295.00 | 38,448.39 | 8,849.87 | .00 | 76,846.61 | 33.3 |
| 05705135 500700 | OVERTIME COMPENSAT | 1,000.00 | 1,000.00 | .00 | .00 | .00 | 1,000.00 | .0 |
| 05705135 500800 | TEMPORARY | 15,000.00 | 15,000.00 | 6,107.14 | 1,322.53 | .00 | 8,892.86 | 40.7 |
| 05705135 510100 | FICA | 8,140.00 | 8,140.00 | 2,698.07 | 582.08 | .00 | 5,441.93 | 33.1 |
| 05705135 510200 | MEDICARE | 1,904.00 | 1,904.00 | 631.03 | 136.14 | .00 | 1,272.97 | 33.1 |
| 05705135 510300 | RETIREMENT | 14,587.00 | 14,587.00 | 4,271.62 | 983.22 | .00 | 10,315.38 | 29.3 |
| 05705135 510400 | GROUP HEALTH INSUR | 22,593.00 | 22,593.00 | 5,587.87 | 1,847.38 | .00 | 17,005.13 | 24.7 |
| 05705135 510500 | GROUP DENTAL INSUR | 1,245.00 | 1,245.00 | 289.51 | 85.54 | .00 | 955.49 | 23.3 |
| 05705135 510600 | LIFE INSURANCE | 180.00 | 180.00 | 38.08 | 8.96 | .00 | 141.92 | 21.2 |
| 05705135 510700 | UNEMPLOYMENT INSUR | 121.00 | 121.00 | 53.23 | 11.19 | .00 | 67.77 | 44.0 |
| 05705135 510900 | WORKER'S COMPENSAT | 5,081.00 | 5,081.00 | 1,880.30 | 429.29 | .00 | 3,200.70 | 37.0 |
| 05705135 520600 | KITCHEN SUPPLIES | 4,500.00 | 4,500.00 | 3,001.08 | 226.87 | 963.62 | 535.30 | 88.1 |
| 05705135 521900 | FOOD | 225,000.00 | 231,447.00 | 123,865.05 | 27,315.84 | 100,629.53 | 6,952.42 | 97.0 |
| 05705135 523100 | NON-CAPITAL EQUIPM | 2,000.00 | 2,000.00 | .00 | .00 | .00 | 2,000.00 | .0 |
| 05705135 530100 | EQUIPMENT OPER/MAI | 250.00 | 250.00 | .00 | .00 | .00 | 250.00 | .0 |
| 05705135 570100 | RENTALS AND LEASES | 2,200.00 | 2,200.00 | 428.35 | 85.67 | 599.69 | 1,171.96 | 46.7 |
| TOTAL JUVENILE PROBATION | | 419,096.00 | 425,543.00 | 187,299.72 | 41,884.58 | 102,192.84 | 136,050.44 | 68.0% |
| TOTAL JUVENILE FOOD SERVICE | | .00 | .00 | 122,852.93 | 35,418.18 | 102,192.84 | -225,045.77 | 100.0% |
| TOTAL REVENUES | | -419,096.00 | -425,543.00 | -64,446.79 | -6,466.40 | .00 | -361,096.21 | |
| TOTAL EXPENSES | | 419,096.00 | 425,543.00 | 187,299.72 | 41,884.58 | 102,192.84 | 136,050.44 | |

067 CJD DWI COURT GRANT

000 UNDEFINED

BUDGET SUMMARIES REPORT
ACCOUNT SUMMARY FEBRUARY 2024

FOR 2024 05

| 067 | CJD DWI COURT GRANT | ORIGINAL APPROP | REVISED BUDGET | YTD ACTUAL | MTD ACTUAL | ENCUMBRANCES | AVAILABLE BUDGET | PCT USE/COL |
|---------------------------|---------------------------|-----------------|----------------|------------|------------|--------------|------------------|-------------|
| 067 420100 | GRANT REVENUE | -50,796.00 | -50,796.00 | -8,107.15 | .00 | .00 | -42,688.85 | 16.0 |
| | TOTAL UNDEFINED | -50,796.00 | -50,796.00 | -8,107.15 | .00 | .00 | -42,688.85 | 16.0% |
| 014 COURTS | | | | | | | | |
| 06701420 520220 | SUPPLIES/DRUG TEST | 30,000.00 | 30,000.00 | 7,949.34 | .00 | .00 | 22,050.66 | 26.5 |
| 06701420 523000 | NON-CAPITAL SOFTWA | 2,700.00 | 2,700.00 | .00 | .00 | .00 | 2,700.00 | .0 |
| 06701420 550300 | TRAVEL AND TRAININ | 5,000.00 | 5,000.00 | .00 | .00 | .00 | 5,000.00 | .0 |
| 06701420 561400 | PROFESSIONAL SERVI | 996.00 | 996.00 | 157.81 | .00 | .00 | 838.19 | 15.8 |
| 06701420 562200 | CONTRACT SERVICES | 12,100.00 | 12,100.00 | .00 | .00 | .00 | 12,100.00 | .0 |
| | TOTAL COURTS | 50,796.00 | 50,796.00 | 8,107.15 | .00 | .00 | 42,688.85 | 16.0% |
| | TOTAL CJD DWI COURT GRANT | .00 | .00 | .00 | .00 | .00 | .00 | .0% |
| | TOTAL REVENUES | -50,796.00 | -50,796.00 | -8,107.15 | .00 | .00 | -42,688.85 | |
| | TOTAL EXPENSES | 50,796.00 | 50,796.00 | 8,107.15 | .00 | .00 | 42,688.85 | |
| 070 ON LINE ACCESS | | | | | | | | |
| 000 UNDEFINED | | | | | | | | |
| 070 470000 | INTEREST INCOME | -7,000.00 | -7,000.00 | -3,342.67 | .00 | .00 | -3,657.33 | 47.8 |
| 070 736100 | DRAW FROM RESERVES | -178,000.00 | -178,000.00 | .00 | .00 | .00 | -178,000.00 | .0 |
| | TOTAL UNDEFINED | -185,000.00 | -185,000.00 | -3,342.67 | .00 | .00 | -181,657.33 | 1.8% |
| 014 COURTS | | | | | | | | |
| 07001420 520100 | SUPPLIES/OTH OPER | 97,000.00 | 97,000.00 | 3,126.24 | 520.00 | 3,620.00 | 90,253.76 | 7.0 |
| 07001420 523100 | NON-CAPITAL EQUIPM | 75,000.00 | 75,000.00 | .00 | .00 | .00 | 75,000.00 | .0 |
| 07001420 550300 | TRAVEL AND TRAININ | 8,000.00 | 8,000.00 | .00 | .00 | .00 | 8,000.00 | .0 |
| 07001420 562200 | CONTRACT SERVICES | 5,000.00 | 5,000.00 | .00 | .00 | .00 | 5,000.00 | .0 |
| | TOTAL COURTS | 185,000.00 | 185,000.00 | 3,126.24 | 520.00 | 3,620.00 | 178,253.76 | 3.6% |
| | TOTAL ON LINE ACCESS | .00 | .00 | -216.43 | 520.00 | 3,620.00 | -3,403.57 | 100.0% |
| | TOTAL REVENUES | -185,000.00 | -185,000.00 | -3,342.67 | .00 | .00 | -181,657.33 | |
| | TOTAL EXPENSES | 185,000.00 | 185,000.00 | 3,126.24 | 520.00 | 3,620.00 | 178,253.76 | |

BUDGET SUMMARIES REPORT
ACCOUNT SUMMARY FEBRUARY 2024

FOR 2024 05

| 072 | CJD DRUG COURT GRANT | ORIGINAL APPROP | REVISED BUDGET | YTD ACTUAL | MTD ACTUAL | ENCUMBRANCES | AVAILABLE BUDGET | PCT USE/COL |
|---|------------------------|-----------------|----------------|------------|------------|--------------|------------------|-------------|
| 072 CJD DRUG COURT GRANT | | | | | | | | |
| 000 UNDEFINED | | | | | | | | |
| 072 420100 | GRANT REVENUE | -50,796.00 | -50,796.00 | -5,325.71 | .00 | .00 | -45,470.29 | 10.5 |
| TOTAL UNDEFINED | | -50,796.00 | -50,796.00 | -5,325.71 | .00 | .00 | -45,470.29 | 10.5% |
| 014 COURTS | | | | | | | | |
| 07201420 520220 | SUPPLIES/DRUG TEST | 30,000.00 | 30,000.00 | 5,221.28 | .00 | .00 | 24,778.72 | 17.4 |
| 07201420 523000 | NON-CAPITAL SOFTWA | 2,700.00 | 2,700.00 | .00 | .00 | .00 | 2,700.00 | .0 |
| 07201420 550300 | TRAVEL AND TRAININ | 5,000.00 | 5,000.00 | .00 | .00 | .00 | 5,000.00 | .0 |
| 07201420 561400 | PROFESSIONAL SERVI | 996.00 | 996.00 | 104.43 | .00 | .00 | 891.57 | 10.5 |
| 07201420 562200 | CONTRACT SERVICES | 12,100.00 | 12,100.00 | .00 | .00 | .00 | 12,100.00 | .0 |
| TOTAL COURTS | | 50,796.00 | 50,796.00 | 5,325.71 | .00 | .00 | 45,470.29 | 10.5% |
| TOTAL CJD DRUG COURT GRANT | | .00 | .00 | .00 | .00 | .00 | .00 | .0% |
| TOTAL REVENUES | | -50,796.00 | -50,796.00 | -5,325.71 | .00 | .00 | -45,470.29 | |
| TOTAL EXPENSES | | 50,796.00 | 50,796.00 | 5,325.71 | .00 | .00 | 45,470.29 | |
| 074 COUNTY DRUG COURT COURT COST | | | | | | | | |
| 000 UNDEFINED | | | | | | | | |
| 074 437000 | DRUG COURT FEE | -4,000.00 | -4,000.00 | -251.83 | .00 | .00 | -3,748.17 | 6.3 |
| 074 437200 | COUNTY SPECIALTY COURT | -20,000.00 | -20,000.00 | -10,657.17 | -2,355.77 | .00 | -9,342.83 | 53.3 |
| 074 470000 | INTEREST INCOME | -9,000.00 | -9,000.00 | -3,099.74 | .00 | .00 | -5,900.26 | 34.4 |
| TOTAL UNDEFINED | | -33,000.00 | -33,000.00 | -14,008.74 | -2,355.77 | .00 | -18,991.26 | 42.5% |
| 014 COURTS | | | | | | | | |
| 07401420 550300 | TRAVEL AND TRAININ | 20,500.00 | 20,500.00 | .00 | .00 | .00 | 20,500.00 | .0 |

BUDGET SUMMARIES REPORT
ACCOUNT SUMMARY FEBRUARY 2024

FOR 2024 05

| | ORIGINAL APPROP | REVISED BUDGET | YTD ACTUAL | MTD ACTUAL | ENCUMBRANCES | AVAILABLE BUDGET | PCT USE/COL |
|-----------------------------------|-----------------|----------------|------------|------------|--------------|------------------|-------------|
| 07401420 562200 CONTRACT SERVICES | 12,500.00 | 12,500.00 | .00 | .00 | .00 | 12,500.00 | .0 |
| TOTAL COURTS | 33,000.00 | 33,000.00 | .00 | .00 | .00 | 33,000.00 | .0% |
| TOTAL COUNTY DRUG COURT COURT | .00 | .00 | -14,008.74 | -2,355.77 | .00 | 14,008.74 | 100.0% |
| TOTAL REVENUES | -33,000.00 | -33,000.00 | -14,008.74 | -2,355.77 | .00 | -18,991.26 | |
| TOTAL EXPENSES | 33,000.00 | 33,000.00 | .00 | .00 | .00 | 33,000.00 | |

075 DISPUTE RESOLUTION

000 UNDEFINED

| | | | | | | | |
|------------------------------------|-------------|-------------|-------------|------------|-----|-------------|-------|
| 075 438000 ADR FEES | -295,000.00 | -295,000.00 | -105,731.78 | -23,170.29 | .00 | -189,268.22 | 35.8 |
| 075 438100 ADMIN FEES | -41,000.00 | -41,000.00 | -9,062.50 | -475.00 | .00 | -31,937.50 | 22.1 |
| 075 438210 MEDIATION FEES | -56,000.00 | -56,000.00 | -16,300.32 | -102.08 | .00 | -39,699.68 | 29.1 |
| 075 438400 TRAINING FEES | -23,125.00 | -23,125.00 | -5,000.00 | -525.00 | .00 | -18,125.00 | 21.6 |
| 075 438500 ADR FEE OTH COUNTY | -1,000.00 | -1,000.00 | -429.90 | -144.90 | .00 | -570.10 | 43.0 |
| 075 438600 CLIENT SERVICES | -4,500.00 | -4,500.00 | .00 | .00 | .00 | -4,500.00 | .0 |
| 075 470000 INTEREST INCOME | -1,000.00 | -1,000.00 | -505.90 | .00 | .00 | -494.10 | 50.6 |
| 075 907600 XFER TO USDA-AG-MEDIATI | .00 | .00 | 14,222.70 | .00 | .00 | -14,222.70 | 100.0 |
| TOTAL UNDEFINED | -421,625.00 | -421,625.00 | -122,807.70 | -24,417.27 | .00 | -298,817.30 | 29.1% |

075 DISPUTE RESOLUTION

| | | | | | | | |
|------------------------------------|------------|------------|-----------|----------|----------|-----------|------|
| 07507525 500200 APPOINTED OFFICIAL | 53,449.00 | 53,449.00 | 20,007.57 | 4,108.44 | .00 | 33,441.43 | 37.4 |
| 07507525 500600 STAFF EMPLOYEES | 100,983.00 | 100,983.00 | 47,242.61 | 9,604.43 | .00 | 53,740.39 | 46.8 |
| 07507525 500800 TEMPORARY | 99,795.00 | 99,795.00 | 38,160.00 | 9,435.50 | .00 | 61,635.00 | 38.2 |
| 07507525 510100 FICA | 14,143.00 | 14,143.00 | 6,466.85 | 1,420.01 | .00 | 7,676.15 | 45.7 |
| 07507525 510200 MEDICARE | 3,308.00 | 3,308.00 | 1,512.34 | 332.08 | .00 | 1,795.66 | 45.7 |
| 07507525 510300 RETIREMENT | 15,077.00 | 15,077.00 | 7,471.47 | 1,523.50 | .00 | 7,605.53 | 49.6 |
| 07507525 510400 GROUP HEALTH INSUR | 13,195.00 | 13,195.00 | 6,248.37 | 1,423.16 | .00 | 6,946.63 | 47.4 |
| 07507525 510500 GROUP DENTAL INSUR | 730.00 | 730.00 | 405.19 | 105.90 | .00 | 324.81 | 55.5 |
| 07507525 510600 LIFE INSURANCE | 110.00 | 110.00 | 63.79 | 14.12 | .00 | 46.21 | 58.0 |
| 07507525 510700 UNEMPLOYMENT INSUR | 234.00 | 234.00 | 125.58 | 25.49 | .00 | 108.42 | 53.7 |
| 07507525 510900 WORKER'S COMPENSAT | 749.00 | 749.00 | 284.59 | 62.51 | .00 | 464.41 | 38.0 |
| 07507525 520100 SUPPLIES/OTH OPER | 10,140.00 | 10,140.00 | 5,607.21 | 1,548.00 | 2,818.10 | 1,714.69 | 83.1 |
| 07507525 520500 MARKETING | 1,000.00 | 1,000.00 | 110.84 | 27.71 | .00 | 889.16 | 11.1 |
| 07507525 522800 LAW BOOKS | 1,636.00 | 1,636.00 | 296.00 | .00 | 304.00 | 1,036.00 | 36.7 |

BUDGET SUMMARIES REPORT
ACCOUNT SUMMARY FEBRUARY 2024

FOR 2024 05

| | ORIGINAL APPROP | REVISED BUDGET | YTD ACTUAL | MTD ACTUAL | ENCUMBRANCES | AVAILABLE BUDGET | PCT USE/COL |
|------------------------------------|-----------------|----------------|-------------|------------|--------------|------------------|-------------|
| 07507525 540100 COMMUNICATIONS - M | 1,380.00 | 1,380.00 | 650.94 | 85.48 | 729.06 | .00 | 100.0 |
| 07507525 550300 TRAVEL AND TRAININ | 15,000.00 | 15,000.00 | 1,620.53 | .00 | .00 | 13,379.47 | 10.8 |
| 07507525 550500 ASSOCIATION DUES | 1,256.00 | 1,256.00 | 663.85 | .00 | .00 | 592.15 | 52.9 |
| 07507525 561400 PROFESSIONAL SERVI | 4,440.00 | 4,440.00 | 680.00 | 300.00 | 160.00 | 3,600.00 | 18.9 |
| 07507525 562200 CONTRACT SERVICES | 85,000.00 | 85,000.00 | 37,742.82 | 11,384.50 | .00 | 47,257.18 | 44.4 |
| TOTAL DISPUTE RESOLUTION | 421,625.00 | 421,625.00 | 175,360.55 | 41,400.83 | 4,011.16 | 242,253.29 | 42.5% |
| TOTAL DISPUTE RESOLUTION | .00 | .00 | 52,552.85 | 16,983.56 | 4,011.16 | -56,564.01 | 100.0% |
| TOTAL REVENUES | -421,625.00 | -421,625.00 | -137,030.40 | -24,417.27 | .00 | -284,594.60 | |
| TOTAL EXPENSES | 421,625.00 | 421,625.00 | 189,583.25 | 41,400.83 | 4,011.16 | 228,030.59 | |

076 USDA AG MEDIATION GRANT

000 UNDEFINED

| | | | | | | | |
|------------------------------------|-------------|-------------|------------|-----|-----|-------------|-------|
| 076 422010 FSA-USDA GRANT REVENUE | -300,000.00 | -300,000.00 | -38,646.30 | .00 | .00 | -261,353.70 | 12.9 |
| 076 438220 PROGRAM INCOME | -1,500.00 | -1,500.00 | .00 | .00 | .00 | -1,500.00 | .0 |
| 076 480000 IN-KIND REVENUE | -118,500.00 | -118,500.00 | .00 | .00 | .00 | -118,500.00 | .0 |
| 076 489900 OTHER REVENUE | .00 | .00 | -2,340.00 | .00 | .00 | 2,340.00 | 100.0 |
| 076 807500 XFER FROM DISPUTE RESOL | .00 | .00 | -14,222.70 | .00 | .00 | 14,222.70 | 100.0 |
| TOTAL UNDEFINED | -420,000.00 | -420,000.00 | -55,209.00 | .00 | .00 | -364,791.00 | 13.1% |

076 USDA AG MEDIATION GRANT

| | | | | | | | |
|------------------------------------|------------|------------|-----------|----------|--------|-----------|-------|
| 07607625 500200 APPOINTED OFFICIAL | 53,650.00 | 53,650.00 | 20,490.12 | 4,108.44 | .00 | 33,159.88 | 38.2 |
| 07607625 500600 STAFF EMPLOYEES | 123,185.00 | 123,185.00 | 45,999.88 | 9,588.93 | .00 | 77,185.12 | 37.3 |
| 07607625 500800 TEMPORARY | .00 | .00 | 1,857.25 | 1,857.25 | .00 | -1,857.25 | 100.0 |
| 07607625 510100 FICA | 10,963.00 | 10,963.00 | 4,141.84 | 943.79 | .00 | 6,821.16 | 37.8 |
| 07607625 510200 MEDICARE | 2,564.00 | 2,564.00 | 968.76 | 220.75 | .00 | 1,595.24 | 37.8 |
| 07607625 510300 RETIREMENT | 21,043.00 | 21,043.00 | 7,387.04 | 1,521.78 | .00 | 13,655.96 | 35.1 |
| 07607625 510400 GROUP HEALTH INSUR | 18,828.00 | 18,828.00 | 5,855.26 | 1,392.30 | .00 | 12,972.74 | 31.1 |
| 07607625 510500 GROUP DENTAL INSUR | 1,038.00 | 1,038.00 | 369.48 | 94.24 | .00 | 668.52 | 35.6 |
| 07607625 510600 LIFE INSURANCE | 75.00 | 75.00 | 54.97 | 12.76 | .00 | 20.03 | 73.3 |
| 07607625 510700 UNEMPLOYMENT INSUR | 177.00 | 177.00 | 81.70 | 17.12 | .00 | 95.30 | 46.2 |
| 07607625 510900 WORKER'S COMPENSAT | 477.00 | 477.00 | 184.59 | 42.01 | .00 | 292.41 | 38.7 |
| 07607625 520100 SUPPLIES/OTH OPER | 4,000.00 | 4,000.00 | 171.53 | .00 | 661.32 | 3,167.15 | 20.8 |
| 07607625 520500 MARKETING | 800.00 | 800.00 | 704.65 | .00 | .00 | 95.35 | 88.1 |

BUDGET SUMMARIES REPORT
ACCOUNT SUMMARY FEBRUARY 2024

FOR 2024 05

| | ORIGINAL APPROP | REVISED BUDGET | YTD ACTUAL | MTD ACTUAL | ENCUMBRANCES | AVAILABLE BUDGET | PCT USE/COL |
|------------------------------------|-----------------|----------------|------------|------------|--------------|------------------|-------------|
| 07607625 522500 POSTAGE | 200.00 | 200.00 | .00 | .00 | .00 | 200.00 | .0 |
| 07607625 550300 TRAVEL AND TRAININ | 39,500.00 | 39,500.00 | 2,709.37 | 1,146.23 | 259.23 | 36,531.40 | 7.5 |
| 07607625 562200 CONTRACT SERVICES | 25,000.00 | 25,000.00 | 2,542.50 | 607.50 | 3,500.00 | 18,957.50 | 24.2 |
| 07607625 599000 IN-KIND EXPENSE | 118,500.00 | 118,500.00 | 2,340.00 | .00 | .00 | 116,160.00 | 2.0 |
| TOTAL USDA AG MEDIATION GRANT | 420,000.00 | 420,000.00 | 95,858.94 | 21,553.10 | 4,420.55 | 319,720.51 | 23.9% |
| TOTAL USDA AG MEDIATION GRANT | .00 | .00 | 40,649.94 | 21,553.10 | 4,420.55 | -45,070.49 | 100.0% |
| TOTAL REVENUES | -420,000.00 | -420,000.00 | -55,209.00 | .00 | .00 | -364,791.00 | |
| TOTAL EXPENSES | 420,000.00 | 420,000.00 | 95,858.94 | 21,553.10 | 4,420.55 | 319,720.51 | |

077 DOMESTIC RELATIONS OFFICE

000 UNDEFINED

| | | | | | | | |
|------------------------------------|-------------|-------------|------------|-----------|-----|-------------|-------|
| 077 420100 GRANT REVENUE | .00 | -7,625.00 | -7,625.00 | .00 | .00 | .00 | 100.0 |
| 077 438010 DRO FEES LUBBOCK COUNTY | -16,080.00 | -16,080.00 | -5,820.93 | -1,397.15 | .00 | -10,259.07 | 36.2 |
| 077 438200 SERVICE FEES | -52,800.00 | -52,800.00 | -9,572.25 | -618.75 | .00 | -43,227.75 | 18.1 |
| 077 438510 SUPERVISED VISITATION | -21,600.00 | -21,600.00 | -7,755.00 | -240.00 | .00 | -13,845.00 | 35.9 |
| 077 438700 COMMUNITY SUPERVISION | -60,000.00 | -60,000.00 | -26,540.69 | .00 | .00 | -33,459.31 | 44.2 |
| 077 470000 INTEREST INCOME | .00 | .00 | -250.77 | .00 | .00 | 250.77 | 100.0 |
| 077 736100 DRAW FROM RESERVES | -28,665.00 | -28,665.00 | .00 | .00 | .00 | -28,665.00 | .0 |
| TOTAL UNDEFINED | -179,145.00 | -186,770.00 | -57,564.64 | -2,255.90 | .00 | -129,205.36 | 30.8% |

075 DISPUTE RESOLUTION

| | | | | | | | |
|------------------------------------|-----------|-----------|-----------|----------|----------|-----------|-------|
| 07707525 500200 APPOINTED OFFICIAL | .00 | .00 | 1,622.55 | .00 | .00 | -1,622.55 | 100.0 |
| 07707525 500600 STAFF EMPLOYEES | 49,688.00 | 49,688.00 | 20,977.28 | 3,762.18 | .00 | 28,710.72 | 42.2 |
| 07707525 500800 TEMPORARY | 20,440.00 | 20,440.00 | 10,191.25 | 2,983.25 | .00 | 10,248.75 | 49.9 |
| 07707525 510100 FICA | 4,348.00 | 4,348.00 | 2,009.75 | 415.31 | .00 | 2,338.25 | 46.2 |
| 07707525 510200 MEDICARE | 1,017.00 | 1,017.00 | 470.03 | 97.13 | .00 | 546.97 | 46.2 |
| 07707525 510300 RETIREMENT | 5,520.00 | 5,520.00 | 2,510.86 | 417.98 | .00 | 3,009.14 | 45.5 |
| 07707525 510400 GROUP HEALTH INSUR | 8,232.00 | 8,232.00 | 3,124.59 | 575.46 | .00 | 5,107.41 | 38.0 |
| 07707525 510500 GROUP DENTAL INSUR | 415.00 | 415.00 | 171.55 | 31.38 | .00 | 243.45 | 41.3 |
| 07707525 510600 LIFE INSURANCE | 60.00 | 60.00 | 24.60 | 4.48 | .00 | 35.40 | 41.0 |
| 07707525 510700 UNEMPLOYMENT INSUR | 91.00 | 91.00 | 39.58 | 7.42 | .00 | 51.42 | 43.5 |
| 07707525 510900 WORKER'S COMPENSAT | 189.00 | 189.00 | 88.54 | 18.21 | .00 | 100.46 | 46.8 |
| 07707525 520100 SUPPLIES/OTH OPER | 2,400.00 | 2,400.00 | 1,198.81 | 8.00 | 1,179.70 | 21.49 | 99.1 |

BUDGET SUMMARIES REPORT
ACCOUNT SUMMARY FEBRUARY 2024

FOR 2024 05

| | ORIGINAL APPROP | REVISED BUDGET | YTD ACTUAL | MTD ACTUAL | ENCUMBRANCES | AVAILABLE BUDGET | PCT USE/COL |
|-------------------------------------|-----------------|----------------|---------------|-------------|--------------|------------------|-------------|
| 07707525 522800 LAW BOOKS | 200.00 | 200.00 | .00 | .00 | 200.00 | .00 | 100.0 |
| 07707525 550300 TRAVEL AND TRAININ | 4,000.00 | 4,000.00 | 988.75 | 50.46 | .00 | 3,011.25 | 24.7 |
| 07707525 550500 ASSOCIATION DUES | 310.00 | 310.00 | .00 | .00 | .00 | 310.00 | .0 |
| 07707525 562200 CONTRACT SERVICES | 82,235.00 | 82,235.00 | 27,680.50 | 7,974.50 | 2,000.00 | 52,554.50 | 36.1 |
| 07707525 562203 CONTRACT SVCE-STUD | .00 | 7,625.00 | .00 | .00 | .00 | 7,625.00 | .0 |
| TOTAL DISPUTE RESOLUTION | 179,145.00 | 186,770.00 | 71,098.64 | 16,345.76 | 3,379.70 | 112,291.66 | 39.9% |
| TOTAL DOMESTIC RELATIONS OFFIC | .00 | .00 | 13,534.00 | 14,089.86 | 3,379.70 | -16,913.70 | 100.0% |
| TOTAL REVENUES | -179,145.00 | -186,770.00 | -57,564.64 | -2,255.90 | .00 | -129,205.36 | |
| TOTAL EXPENSES | 179,145.00 | 186,770.00 | 71,098.64 | 16,345.76 | 3,379.70 | 112,291.66 | |
| 079 VENUE HOT & STVR TAX | | | | | | | |
| 000 UNDEFINED | | | | | | | |
| 079 401200 HOT TAX | -2,400,000.00 | -2,400,000.00 | -707,630.12 | -116,418.43 | .00 | -1,692,369.88 | 29.5 |
| 079 401400 HOT TAX PENALTY & INTER | -6,000.00 | -6,000.00 | -599.38 | .00 | .00 | -5,400.62 | 10.0 |
| 079 401600 SHORT TERM VEHICLE RENT | -800,000.00 | -800,000.00 | -291,206.97 | -61,176.71 | .00 | -508,793.03 | 36.4 |
| 079 401700 STVR PENALTY AND INTERE | -50.00 | -50.00 | -39.38 | -39.38 | .00 | -10.62 | 78.8 |
| 079 470000 INTEREST INCOME | -300,000.00 | -300,000.00 | -213,561.18 | -43,359.20 | .00 | -86,438.82 | 71.2 |
| 079 489900 OTHER REVENUE | -20,000.00 | -20,000.00 | -762.30 | .00 | .00 | -19,237.70 | 3.8 |
| 079 820800 XFER FROM SPECIAL TAX R | -35,000.00 | -35,000.00 | .00 | .00 | .00 | -35,000.00 | .0 |
| 079 920800 XFER TO SPECIAL TAX REV | 1,210,570.00 | 1,210,570.00 | .00 | .00 | .00 | 1,210,570.00 | .0 |
| 079 930800 XFER TO VENUE CAPITAL P | .00 | 1,800,000.00 | .00 | .00 | .00 | 1,800,000.00 | .0 |
| TOTAL UNDEFINED | -2,350,480.00 | -550,480.00 | -1,213,799.33 | -220,993.72 | .00 | 663,319.33 | 220.5% |
| 001 COMMISSIONERS' COURT | | | | | | | |
| 07900110 520100 SUPPLIES/OTH OPER | 1,131,740.00 | 331,740.00 | 37.34 | .00 | .00 | 331,702.66 | .0 |
| 07900110 550300 TRAVEL AND TRAININ | 2,000.00 | 2,000.00 | .00 | .00 | .00 | 2,000.00 | .0 |
| 07900110 561400 PROFESSIONAL SERVI | 49,500.00 | 49,500.00 | .00 | .00 | .00 | 49,500.00 | .0 |
| 07900110 580100 INSURANCE AND BOND | 1,500.00 | 1,500.00 | 1,086.00 | 1,086.00 | .00 | 414.00 | 72.4 |
| 07900110 599900 OTHER CHARGES | 1,165,740.00 | 165,740.00 | .00 | .00 | .00 | 165,740.00 | .0 |
| TOTAL COMMISSIONERS' COURT | 2,350,480.00 | 550,480.00 | 1,123.34 | 1,086.00 | .00 | 549,356.66 | .2% |
| TOTAL VENUE HOT & STVR TAX | .00 | .00 | -1,212,675.99 | -219,907.72 | .00 | 1,212,675.99 | 100.0% |
| TOTAL REVENUES | -3,561,050.00 | -3,561,050.00 | -1,213,799.33 | -220,993.72 | .00 | -2,347,250.67 | |
| TOTAL EXPENSES | 3,561,050.00 | 3,561,050.00 | 1,123.34 | 1,086.00 | .00 | 3,559,926.66 | |

BUDGET SUMMARIES REPORT
ACCOUNT SUMMARY FEBRUARY 2024

FOR 2024 05

| 081 | LAW LIBRARY | ORIGINAL APPROP | REVISED BUDGET | YTD ACTUAL | MTD ACTUAL | ENCUMBRANCES | AVAILABLE BUDGET | PCT USE/COL |
|------------------------------|--------------------------------|-----------------|----------------|------------|------------|--------------|------------------|-------------|
| 081 LAW LIBRARY | | | | | | | | |
| 000 UNDEFINED | | | | | | | | |
| 081 | 450900 COUNTY CLERK | -67,500.00 | -67,500.00 | -26,425.00 | -5,320.00 | .00 | -41,075.00 | 39.1 |
| 081 | 451000 DISTRICT CLERK | -104,700.00 | -104,700.00 | -37,832.07 | -9,249.22 | .00 | -66,867.93 | 36.1 |
| 081 | 470000 INTEREST INCOME | -75.00 | -75.00 | 31.56 | .00 | .00 | -106.56 | -42.1 |
| 081 | 484601 COPIES-NETWORK PRINTER | -100.00 | -100.00 | -24.00 | -1.60 | .00 | -76.00 | 24.0 |
| 081 | 489900 OTHER REVENUE | -175.00 | -175.00 | .00 | .00 | .00 | -175.00 | .0 |
| 081 | 801100 XFBR FROM GENERAL FUND | -27,946.00 | -27,946.00 | .00 | .00 | .00 | -27,946.00 | .0 |
| TOTAL UNDEFINED | | -200,496.00 | -200,496.00 | -64,249.51 | -14,570.82 | .00 | -136,246.49 | 32.0% |
| 081 LAW LIBRARY | | | | | | | | |
| 08108125 | 500600 STAFF EMPLOYEES | 61,431.00 | 61,431.00 | 24,036.00 | 4,936.84 | .00 | 37,395.00 | 39.1 |
| 08108125 | 500800 TEMPORARY | 5,688.00 | 5,688.00 | 1,160.25 | .00 | .00 | 4,527.75 | 20.4 |
| 08108125 | 510100 FICA | 3,777.00 | 3,777.00 | 1,508.90 | 292.02 | .00 | 2,268.10 | 39.9 |
| 08108125 | 510200 MEDICARE | 1,247.00 | 1,247.00 | 352.93 | 68.30 | .00 | 894.07 | 28.3 |
| 08108125 | 510300 RETIREMENT | 6,512.00 | 6,512.00 | 2,670.39 | 548.48 | .00 | 3,841.61 | 41.0 |
| 08108125 | 510400 GROUP HEALTH INSUR | 7,531.00 | 7,531.00 | 2,877.30 | 575.46 | .00 | 4,653.70 | 38.2 |
| 08108125 | 510500 GROUP DENTAL INSUR | 415.00 | 415.00 | 156.90 | 31.38 | .00 | 258.10 | 37.8 |
| 08108125 | 510600 LIFE INSURANCE | 60.00 | 60.00 | 22.40 | 4.48 | .00 | 37.60 | 37.3 |
| 08108125 | 510700 UNEMPLOYMENT INSUR | 57.00 | 57.00 | 30.28 | 5.44 | .00 | 26.72 | 53.1 |
| 08108125 | 510900 WORKER'S COMPENSAT | 497.00 | 497.00 | 211.62 | 41.46 | .00 | 285.38 | 42.6 |
| 08108125 | 520100 SUPPLIES/OTH OPER | 900.00 | 900.00 | 453.78 | .00 | 93.76 | 352.46 | 60.8 |
| 08108125 | 550500 ASSOCIATION DUES | 385.00 | 385.00 | .00 | .00 | .00 | 385.00 | .0 |
| 08108125 | 561400 PROFESSIONAL SERVI | 9,300.00 | 9,300.00 | 3,100.00 | 775.00 | 6,200.00 | .00 | 100.0 |
| 08108125 | 630200 BOOKS AND PERIODIC | 102,696.00 | 102,696.00 | 68,370.78 | 4,716.00 | 34,244.00 | 81.22 | 99.9 |
| TOTAL LAW LIBRARY | | 200,496.00 | 200,496.00 | 104,951.53 | 11,994.86 | 40,537.76 | 55,006.71 | 72.6% |
| TOTAL LAW LIBRARY | | .00 | .00 | 40,702.02 | -2,575.96 | 40,537.76 | -81,239.78 | 100.0% |
| TOTAL REVENUES | | -200,496.00 | -200,496.00 | -64,249.51 | -14,570.82 | .00 | -136,246.49 | |
| TOTAL EXPENSES | | 200,496.00 | 200,496.00 | 104,951.53 | 11,994.86 | 40,537.76 | 55,006.71 | |
| 083 ELECTION SERVICES | | | | | | | | |
| 000 UNDEFINED | | | | | | | | |
| 083 | 453000 ELECTION SERVICES CONTR | -1,067,774.00 | -1,067,774.00 | .00 | .00 | .00 | -1,067,774.00 | .0 |

BUDGET SUMMARIES REPORT
ACCOUNT SUMMARY FEBRUARY 2024

FOR 2024 05

| 083 | ELECTION SERVICES | ORIGINAL APPROP | REVISED BUDGET | YTD ACTUAL | MTD ACTUAL | ENCUMBRANCES | AVAILABLE BUDGET | PCT USE/COL |
|-------------------------|---------------------------|-----------------|----------------|------------|------------|--------------|------------------|-------------|
| TOTAL UNDEFINED | | -1,067,774.00 | -1,067,774.00 | .00 | .00 | .00 | -1,067,774.00 | .0% |
| 077 ELECTIONS | | | | | | | | |
| 08307770 | 500600 STAFF EMPLOYEES | 47,251.00 | 47,251.00 | 966.29 | 7.24 | .00 | 46,284.71 | 2.0 |
| 08307770 | 500700 OVERTIME COMPENSAT | 47,250.00 | 47,250.00 | 1,683.44 | .00 | .00 | 45,566.56 | 3.6 |
| 08307770 | 500800 TEMPORARY | 20,000.00 | 20,000.00 | .00 | .00 | .00 | 20,000.00 | .0 |
| 08307770 | 510100 FICA | 7,099.00 | 7,099.00 | 156.74 | .41 | .00 | 6,942.26 | 2.2 |
| 08307770 | 510200 MEDICARE | 1,735.00 | 1,735.00 | 36.64 | .10 | .00 | 1,698.36 | 2.1 |
| 08307770 | 510300 RETIREMENT | 10,016.00 | 10,016.00 | 294.04 | .80 | .00 | 9,721.96 | 2.9 |
| 08307770 | 510400 GROUP HEALTH INSUR | .00 | .00 | 319.82 | 1.33 | .00 | -319.82 | 100.0 |
| 08307770 | 510500 GROUP DENTAL INSUR | .00 | .00 | 15.35 | .05 | .00 | -15.35 | 100.0 |
| 08307770 | 510600 LIFE INSURANCE | .00 | .00 | 1.88 | .01 | .00 | -1.88 | 100.0 |
| 08307770 | 510700 UNEMPLOYMENT INSUR | 120.00 | 120.00 | 3.43 | .01 | .00 | 116.57 | 2.9 |
| 08307770 | 510900 WORKER'S COMPENSAT | 303.00 | 303.00 | 90.27 | .66 | .00 | 212.73 | 29.8 |
| 08307770 | 520100 SUPPLIES/OTH OPER | 24,000.00 | 24,000.00 | .00 | .00 | .00 | 24,000.00 | .0 |
| 08307770 | 522500 POSTAGE | 25,000.00 | 25,000.00 | .00 | .00 | .00 | 25,000.00 | .0 |
| 08307770 | 522900 PUBLICATIONS LEGAL | 500.00 | 500.00 | 57.00 | 57.00 | .00 | 443.00 | 11.4 |
| 08307770 | 530200 VEHICLE OPERATION/ | 4,500.00 | 4,500.00 | 23.28 | .00 | 2,976.72 | 1,500.00 | 66.7 |
| 08307770 | 550300 TRAVEL AND TRAININ | 10,000.00 | 10,000.00 | 400.74 | 126.24 | .00 | 9,599.26 | 4.0 |
| 08307770 | 561400 PROFESSIONAL SERVI | 18,000.00 | 18,000.00 | .00 | .00 | .00 | 18,000.00 | .0 |
| 08307770 | 562200 CONTRACT SERVICES | 816,000.00 | 816,000.00 | 14,883.36 | 1,125.96 | 246,242.60 | 554,874.04 | 32.0 |
| 08307770 | 570100 RENTALS AND LEASES | 36,000.00 | 36,000.00 | 685.14 | .00 | 19,314.86 | 16,000.00 | 55.6 |
| TOTAL ELECTIONS | | 1,067,774.00 | 1,067,774.00 | 19,617.42 | 1,319.81 | 268,534.18 | 779,622.40 | 27.0% |
| TOTAL ELECTION SERVICES | | .00 | .00 | 19,617.42 | 1,319.81 | 268,534.18 | -288,151.60 | 100.0% |
| TOTAL REVENUES | | -1,067,774.00 | -1,067,774.00 | .00 | .00 | .00 | -1,067,774.00 | |
| TOTAL EXPENSES | | 1,067,774.00 | 1,067,774.00 | 19,617.42 | 1,319.81 | 268,534.18 | 779,622.40 | |

085 ELECTION ADMINISTRATION

000 UNDEFINED

| | | | | | | | | |
|-----------------|-------------------------|------------|------------|-----------|-----|-----|------------|------|
| 085 453000 | ELECTION SERVICES CONTR | -35,300.00 | -35,300.00 | .00 | .00 | .00 | -35,300.00 | .0 |
| 085 470000 | INTEREST INCOME | -7,000.00 | -7,000.00 | -3,012.32 | .00 | .00 | -3,987.68 | 43.0 |
| TOTAL UNDEFINED | | -42,300.00 | -42,300.00 | -3,012.32 | .00 | .00 | -39,287.68 | 7.1% |

077 ELECTIONS

BUDGET SUMMARIES REPORT
ACCOUNT SUMMARY FEBRUARY 2024

FOR 2024 05

| | ORIGINAL APPROP | REVISED BUDGET | YTD ACTUAL | MTD ACTUAL | ENCUMBRANCES | AVAILABLE BUDGET | PCT USE/COL |
|---|-----------------|----------------|------------|------------|--------------|------------------|-------------|
| 08507770 530800 SOFTWARE MAINTENAN | 20,000.00 | 20,000.00 | 19,337.00 | .00 | .00 | 663.00 | 96.7 |
| 08507770 550300 TRAVEL AND TRAININ | 22,300.00 | 22,300.00 | 2,332.40 | 361.14 | .00 | 19,967.60 | 10.5 |
| TOTAL ELECTIONS | 42,300.00 | 42,300.00 | 21,669.40 | 361.14 | .00 | 20,630.60 | 51.2% |
| TOTAL ELECTION ADMINISTRATION | .00 | .00 | 18,657.08 | 361.14 | .00 | -18,657.08 | 100.0% |
| TOTAL REVENUES | -42,300.00 | -42,300.00 | -3,012.32 | .00 | .00 | -39,287.68 | |
| TOTAL EXPENSES | 42,300.00 | 42,300.00 | 21,669.40 | 361.14 | .00 | 20,630.60 | |
| 086 ELECTION EQUIPMENT | | | | | | | |
| 000 UNDEFINED | | | | | | | |
| 086 453000 ELECTION SERVICES CONTR | -106,000.00 | -106,000.00 | .00 | .00 | .00 | -106,000.00 | .0 |
| 086 470000 INTEREST INCOME | -5,000.00 | -5,000.00 | -5,676.33 | .00 | .00 | 676.33 | 113.5 |
| TOTAL UNDEFINED | -111,000.00 | -111,000.00 | -5,676.33 | .00 | .00 | -105,323.67 | 5.1% |
| 077 ELECTIONS | | | | | | | |
| 08607770 520100 SUPPLIES/OTH OPER | .00 | 11,000.00 | .00 | .00 | 7,231.80 | 3,768.20 | 65.7 |
| 08607770 523100 NON-CAPITAL EQUIPM | .00 | 13,000.00 | .00 | .00 | 12,184.99 | 815.01 | 93.7 |
| 08607770 530100 EQUIPMENT OPER/MAI | 111,000.00 | 111,000.00 | 106,500.00 | .00 | .00 | 4,500.00 | 95.9 |
| 08607770 667700 CAPITAL OUTLAY-ELE | .00 | 6,000.00 | .00 | .00 | .00 | 6,000.00 | .0 |
| TOTAL ELECTIONS | 111,000.00 | 141,000.00 | 106,500.00 | .00 | 19,416.79 | 15,083.21 | 89.3% |
| TOTAL ELECTION EQUIPMENT | .00 | 30,000.00 | 100,823.67 | .00 | 19,416.79 | -90,240.46 | 400.8% |
| TOTAL REVENUES | -111,000.00 | -111,000.00 | -5,676.33 | .00 | .00 | -105,323.67 | |
| TOTAL EXPENSES | 111,000.00 | 141,000.00 | 106,500.00 | .00 | 19,416.79 | 15,083.21 | |
| 090 DIST CLK RECORDS MGT. AND PRES | | | | | | | |
| 000 UNDEFINED | | | | | | | |
| 090 431200 DISTRICT CLERK RECORDS | -550.00 | -550.00 | -120.52 | -28.58 | .00 | -429.48 | 21.9 |

BUDGET SUMMARIES REPORT
ACCOUNT SUMMARY FEBRUARY 2024

FOR 2024 05

| 090 | DIST CLK RECORDS MGT. AND PRES | ORIGINAL APPROP | REVISED BUDGET | YTD ACTUAL | MTD ACTUAL | ENCUMBRANCES | AVAILABLE BUDGET | PCT USE/COL |
|--|--------------------------------|-----------------|----------------|-------------|------------|--------------|------------------|-------------|
| 090 470000 | INTEREST INCOME | -1,600.00 | -1,600.00 | -394.37 | .00 | .00 | -1,205.63 | 24.6 |
| 090 736100 | DRAW FROM RESERVES | -21,960.00 | -21,960.00 | .00 | .00 | .00 | -21,960.00 | .0 |
| TOTAL UNDEFINED | | -24,110.00 | -24,110.00 | -514.89 | -28.58 | .00 | -23,595.11 | 2.1% |
| 023 DISTRICT CLERK | | | | | | | | |
| 09002320 | 500800 TEMPORARY | 22,201.00 | 22,201.00 | 3,667.50 | 780.00 | .00 | 18,533.50 | 16.5 |
| 09002320 | 510100 FICA | 1,277.00 | 1,277.00 | 227.39 | 48.36 | .00 | 1,049.61 | 17.8 |
| 09002320 | 510200 MEDICARE | 299.00 | 299.00 | 53.19 | 11.31 | .00 | 245.81 | 17.8 |
| 09002320 | 510700 UNEMPLOYMENT INSUR | 16.00 | 16.00 | 4.42 | .85 | .00 | 11.58 | 27.6 |
| 09002320 | 510900 WORKER'S COMPENSAT | 9.00 | 9.00 | 9.90 | 2.11 | .00 | -.90 | 110.0 |
| 09002320 | 520100 SUPPLIES/OTH OPER | 308.00 | 6,808.00 | 527.00 | 397.00 | 4,530.00 | 1,751.00 | 74.3 |
| TOTAL DISTRICT CLERK | | 24,110.00 | 30,610.00 | 4,489.40 | 1,239.63 | 4,530.00 | 21,590.60 | 29.5% |
| TOTAL DIST CLK RECORDS MGT. AN | | .00 | 6,500.00 | 3,974.51 | 1,211.05 | 4,530.00 | -2,004.51 | 130.8% |
| TOTAL REVENUES | | -24,110.00 | -24,110.00 | -514.89 | -28.58 | .00 | -23,595.11 | |
| TOTAL EXPENSES | | 24,110.00 | 30,610.00 | 4,489.40 | 1,239.63 | 4,530.00 | 21,590.60 | |
| 091 CTY CLK RECORDS MGT. AND PRES | | | | | | | | |
| 000 UNDEFINED | | | | | | | | |
| 091 431200 | COUNTY CLERK RECORDS MG | -553,500.00 | -553,500.00 | -181,274.64 | -35,954.43 | .00 | -372,225.36 | 32.8 |
| 091 470000 | INTEREST INCOME | -171,000.00 | -171,000.00 | -58,215.38 | .00 | .00 | -112,784.62 | 34.0 |
| TOTAL UNDEFINED | | -724,500.00 | -724,500.00 | -239,490.02 | -35,954.43 | .00 | -485,009.98 | 33.1% |
| 003 COUNTY CLERK | | | | | | | | |
| 09100310 | 500600 STAFF EMPLOYEES | 105,000.00 | 105,000.00 | .00 | .00 | .00 | 105,000.00 | .0 |
| 09100310 | 500700 OVERTIME COMPENSAT | 1,000.00 | 1,000.00 | .00 | .00 | .00 | 1,000.00 | .0 |
| 09100310 | 500900 PART TIME POSITION | 40,000.00 | 40,000.00 | 8,497.94 | 1,853.78 | .00 | 31,502.06 | 21.2 |
| 09100310 | 510100 FICA | 8,899.00 | 8,899.00 | 526.87 | 114.93 | .00 | 8,372.13 | 5.9 |
| 09100310 | 510200 MEDICARE | 2,082.00 | 2,082.00 | 123.21 | 26.88 | .00 | 1,958.79 | 5.9 |
| 09100310 | 510300 RETIREMENT | 15,947.00 | 15,947.00 | 944.14 | 205.96 | .00 | 15,002.86 | 5.9 |

BUDGET SUMMARIES REPORT
ACCOUNT SUMMARY FEBRUARY 2024

FOR 2024 05

| | ORIGINAL APPROP | REVISED BUDGET | YTD ACTUAL | MTD ACTUAL | ENCUMBRANCES | AVAILABLE BUDGET | PCT USE/COL |
|--------------------------------------|-----------------|----------------|-------------|------------|--------------|------------------|-------------|
| 09100310 510400 GROUP HEALTH INSUR | 15,062.00 | 15,062.00 | .00 | .00 | .00 | 15,062.00 | .0 |
| 09100310 510500 GROUP DENTAL INSUR | 830.00 | 830.00 | .00 | .00 | .00 | 830.00 | .0 |
| 09100310 510600 LIFE INSURANCE | 120.00 | 120.00 | .00 | .00 | .00 | 120.00 | .0 |
| 09100310 510700 UNEMPLOYMENT INSUR | 130.00 | 130.00 | 10.19 | 2.04 | .00 | 119.81 | 7.8 |
| 09100310 510900 WORKER'S COMPENSAT | 388.00 | 388.00 | 22.96 | 5.01 | .00 | 365.04 | 5.9 |
| 09100310 520100 SUPPLIES/OTH OPER | 34,000.00 | 34,000.00 | .00 | .00 | .00 | 34,000.00 | .0 |
| 09100310 530100 EQUIPMENT OPER/MAI | 15,000.00 | 15,000.00 | .00 | .00 | .00 | 15,000.00 | .0 |
| 09100310 561400 PROFESSIONAL SERVI | 286,042.00 | 286,042.00 | .00 | .00 | .00 | 286,042.00 | .0 |
| 09100310 562200 CONTRACT SERVICES | 200,000.00 | 200,000.00 | .00 | .00 | .00 | 200,000.00 | .0 |
| TOTAL COUNTY CLERK | 724,500.00 | 724,500.00 | 10,125.31 | 2,208.60 | .00 | 714,374.69 | 1.4% |
| TOTAL CTY CLK RECORDS MGT. AND | .00 | .00 | -229,364.71 | -33,745.83 | .00 | 229,364.71 | 100.0% |
| TOTAL REVENUES | -724,500.00 | -724,500.00 | -239,490.02 | -35,954.43 | .00 | -485,009.98 | |
| TOTAL EXPENSES | 724,500.00 | 724,500.00 | 10,125.31 | 2,208.60 | .00 | 714,374.69 | |
| 092 CTY RECORDS MGT. AND PRES | | | | | | | |
| 000 UNDEFINED | | | | | | | |
| 092 431400 COUNTY RECORDS MGT. & P | -83,715.00 | -83,715.00 | -68,788.25 | -15,709.45 | .00 | -14,926.75 | 82.2 |
| 092 470000 INTEREST INCOME | -6,000.00 | -6,000.00 | -5,553.04 | .00 | .00 | -446.96 | 92.6 |
| TOTAL UNDEFINED | -89,715.00 | -89,715.00 | -74,341.29 | -15,709.45 | .00 | -15,373.71 | 82.9% |
| 001 COMMISSIONERS' COURT | | | | | | | |
| 09200110 500600 STAFF EMPLOYEES | 60,678.00 | 60,678.00 | 23,227.44 | 4,618.32 | .00 | 37,450.56 | 38.3 |
| 09200110 510100 FICA | 3,737.00 | 3,737.00 | 1,306.29 | 259.57 | .00 | 2,430.71 | 35.0 |
| 09200110 510200 MEDICARE | 875.00 | 875.00 | 305.47 | 60.70 | .00 | 569.53 | 34.9 |
| 09200110 510300 RETIREMENT | 6,697.00 | 6,697.00 | 2,580.59 | 513.10 | .00 | 4,116.41 | 38.5 |
| 09200110 510400 GROUP HEALTH INSUR | 7,531.00 | 7,531.00 | 3,868.80 | 773.76 | .00 | 3,662.20 | 51.4 |
| 09200110 510500 GROUP DENTAL INSUR | 415.00 | 415.00 | 177.70 | 35.54 | .00 | 237.30 | 42.8 |
| 09200110 510600 LIFE INSURANCE | 60.00 | 60.00 | 22.40 | 4.48 | .00 | 37.60 | 37.3 |
| 09200110 510700 UNEMPLOYMENT INSUR | 55.00 | 55.00 | 27.88 | 5.08 | .00 | 27.12 | 50.7 |
| 09200110 510900 WORKER'S COMPENSAT | 474.00 | 474.00 | 195.13 | 38.80 | .00 | 278.87 | 41.2 |
| 09200110 520100 SUPPLIES/OTH OPER | 6,193.00 | 6,193.00 | .00 | .00 | .00 | 6,193.00 | .0 |
| 09200110 550300 TRAVEL AND TRAININ | 3,000.00 | 3,000.00 | .00 | .00 | .00 | 3,000.00 | .0 |
| TOTAL COMMISSIONERS' COURT | 89,715.00 | 89,715.00 | 31,711.70 | 6,309.35 | .00 | 58,003.30 | 35.3% |

BUDGET SUMMARIES REPORT
ACCOUNT SUMMARY FEBRUARY 2024

FOR 2024 05

| | ORIGINAL APPROP | REVISED BUDGET | YTD ACTUAL | MTD ACTUAL | ENCUMBRANCES | AVAILABLE BUDGET | PCT USE/COL |
|------------------------------------|-----------------|----------------|------------|------------|--------------|------------------|-------------|
| TOTAL CTY RECORDS MGT. AND PRE | .00 | .00 | -42,629.59 | -9,400.10 | .00 | 42,629.59 | 100.0% |
| TOTAL REVENUES | -89,715.00 | -89,715.00 | -74,341.29 | -15,709.45 | .00 | -15,373.71 | |
| TOTAL EXPENSES | 89,715.00 | 89,715.00 | 31,711.70 | 6,309.35 | .00 | 58,003.30 | |
| 093 COURTHOUSE SECURITY | | | | | | | |
| 000 UNDEFINED | | | | | | | |
| 093 431510 COURTHOUSE SECURITY FEE | -137,607.00 | -137,607.00 | -59,660.13 | -11,033.79 | .00 | -77,946.87 | 43.4 |
| 093 470000 INTEREST INCOME | -3,000.00 | -3,000.00 | -1,857.22 | .00 | .00 | -1,142.78 | 61.9 |
| TOTAL UNDEFINED | -140,607.00 | -140,607.00 | -61,517.35 | -11,033.79 | .00 | -79,089.65 | 43.8% |
| 046 SHERIFF | | | | | | | |
| 09304630 500600 STAFF EMPLOYEES | 73,480.00 | 73,480.00 | 56,046.73 | 11,441.79 | .00 | 17,433.27 | 76.3 |
| 09304630 500700 OVERTIME COMPENSAT | 3,000.00 | 3,000.00 | 61.36 | 61.36 | .00 | 2,938.64 | 2.0 |
| 09304630 501300 LONGEVITY | 1,180.00 | 1,180.00 | 91.25 | 12.25 | .00 | 1,088.75 | 7.7 |
| 09304630 510100 FICA | 4,654.00 | 4,654.00 | 3,346.55 | 683.89 | .00 | 1,307.45 | 71.9 |
| 09304630 510200 MEDICARE | 1,089.00 | 1,089.00 | 782.67 | 159.94 | .00 | 306.33 | 71.9 |
| 09304630 510300 RETIREMENT | 7,978.00 | 7,978.00 | 6,243.73 | 1,279.37 | .00 | 1,734.27 | 78.3 |
| 09304630 510400 GROUP HEALTH INSUR | 11,071.00 | 11,071.00 | 6,951.49 | 1,577.90 | .00 | 4,119.51 | 62.8 |
| 09304630 510500 GROUP DENTAL INSUR | 610.00 | 610.00 | 351.80 | 79.68 | .00 | 258.20 | 57.7 |
| 09304630 510600 LIFE INSURANCE | 88.00 | 88.00 | 48.81 | 11.10 | .00 | 39.19 | 55.5 |
| 09304630 510700 UNEMPLOYMENT INSUR | 71.00 | 71.00 | 67.26 | 12.67 | .00 | 3.74 | 94.7 |
| 09304630 510900 WORKER'S COMPENSAT | 4,386.00 | 4,386.00 | 2,371.62 | 485.95 | .00 | 2,014.38 | 54.1 |
| 09304630 520100 SUPPLIES/OTH OPER | 12,200.00 | 12,200.00 | .00 | .00 | 500.00 | 11,700.00 | 4.1 |
| 09304630 522400 UNIFORMS | 7,800.00 | 7,800.00 | 1,843.24 | .00 | 1,156.76 | 4,800.00 | 38.5 |
| 09304630 523100 NON-CAPITAL EQUIPM | 8,000.00 | 8,000.00 | 7,281.62 | .00 | .00 | 718.38 | 91.0 |
| 09304630 550300 TRAVEL AND TRAININ | 5,000.00 | 5,000.00 | .00 | .00 | .00 | 5,000.00 | .0 |
| TOTAL SHERIFF | 140,607.00 | 140,607.00 | 85,488.13 | 15,805.90 | 1,656.76 | 53,462.11 | 62.0% |
| TOTAL COURTHOUSE SECURITY | .00 | .00 | 23,970.78 | 4,772.11 | 1,656.76 | -25,627.54 | 100.0% |
| TOTAL REVENUES | -140,607.00 | -140,607.00 | -61,517.35 | -11,033.79 | .00 | -79,089.65 | |
| TOTAL EXPENSES | 140,607.00 | 140,607.00 | 85,488.13 | 15,805.90 | 1,656.76 | 53,462.11 | |

094 COURT RECORD PRESERVATION

000 UNDEFINED

BUDGET SUMMARIES REPORT
ACCOUNT SUMMARY FEBRUARY 2024

FOR 2024 05

| 094 | COURT RECORD PRESERVATION | ORIGINAL APPROP | REVISED BUDGET | YTD ACTUAL | MTD ACTUAL | ENCUMBRANCES | AVAILABLE BUDGET | PCT USE/COL |
|---|---------------------------|-----------------|----------------|------------|------------|--------------|------------------|-------------|
| 094 430500 | COUNTY CLERK COURT RECO | -100.00 | -100.00 | .00 | .00 | .00 | -100.00 | .0 |
| 094 432600 | DISTRICT CLERK COURT RE | -200.00 | -200.00 | -59.66 | -6.48 | .00 | -140.34 | 29.8 |
| 094 470000 | INTEREST INCOME | -9,000.00 | -9,000.00 | -2,782.75 | .00 | .00 | -6,217.25 | 30.9 |
| 094 736100 | DRAW FROM RESERVES | -46,200.00 | -46,200.00 | .00 | .00 | .00 | -46,200.00 | .0 |
| TOTAL UNDEFINED | | -55,500.00 | -55,500.00 | -2,842.41 | -6.48 | .00 | -52,657.59 | 5.1% |
| 001 COMMISSIONERS' COURT | | | | | | | | |
| 09400110 520200 | SUPPLIES/OTH OPER | 500.00 | 500.00 | .00 | .00 | 500.00 | .00 | 100.0 |
| 09400110 520300 | SUPPLIES/OTH OPER | 10,000.00 | 10,000.00 | .00 | .00 | 835.00 | 9,165.00 | 8.4 |
| 09400110 530400 | EQUIPMENT OPER/MAI | 5,000.00 | 5,000.00 | .00 | .00 | .00 | 5,000.00 | .0 |
| 09400110 561403 | PROFESSIONAL SERVI | 20,000.00 | 20,000.00 | .00 | .00 | .00 | 20,000.00 | .0 |
| 09400110 562500 | CONTRACT SERVICES | 20,000.00 | 20,000.00 | .00 | .00 | .00 | 20,000.00 | .0 |
| TOTAL COMMISSIONERS' COURT | | 55,500.00 | 55,500.00 | .00 | .00 | 1,335.00 | 54,165.00 | 2.4% |
| TOTAL COURT RECORD PRESERVATIO | | .00 | .00 | -2,842.41 | -6.48 | 1,335.00 | 1,507.41 | 100.0% |
| TOTAL REVENUES | | -55,500.00 | -55,500.00 | -2,842.41 | -6.48 | .00 | -52,657.59 | |
| TOTAL EXPENSES | | 55,500.00 | 55,500.00 | .00 | .00 | 1,335.00 | 54,165.00 | |
| 095 LOCAL TRUANCY PREVENT & DIVERS | | | | | | | | |
| 000 UNDEFINED | | | | | | | | |
| 095 435500 | TRUANCY PREVENTION | -14,338.00 | -14,338.00 | -5,942.12 | -1,508.89 | .00 | -8,395.88 | 41.4 |
| 095 470000 | INTEREST INCOME | -1,160.00 | -1,160.00 | -554.73 | .00 | .00 | -605.27 | 47.8 |
| TOTAL UNDEFINED | | -15,498.00 | -15,498.00 | -6,496.85 | -1,508.89 | .00 | -9,001.15 | 41.9% |
| 001 COMMISSIONERS' COURT | | | | | | | | |
| 09500110 562200 | CONTRACT SERVICES | 15,498.00 | 15,498.00 | .00 | .00 | .00 | 15,498.00 | .0 |
| TOTAL COMMISSIONERS' COURT | | 15,498.00 | 15,498.00 | .00 | .00 | .00 | 15,498.00 | .0% |
| TOTAL LOCAL TRUANCY PREVENT & | | .00 | .00 | -6,496.85 | -1,508.89 | .00 | 6,496.85 | 100.0% |
| TOTAL REVENUES | | -15,498.00 | -15,498.00 | -6,496.85 | -1,508.89 | .00 | -9,001.15 | |
| TOTAL EXPENSES | | 15,498.00 | 15,498.00 | .00 | .00 | .00 | 15,498.00 | |

BUDGET SUMMARIES REPORT
ACCOUNT SUMMARY FEBRUARY 2024

FOR 2024 05

| 096 | HISTORICAL COMMISSION | ORIGINAL APPROP | REVISED BUDGET | YTD ACTUAL | MTD ACTUAL | ENCUMBRANCES | AVAILABLE BUDGET | PCT USE/COL |
|-----------------------------------|-------------------------|-----------------|----------------|------------|------------|--------------|------------------|-------------|
| 096 HISTORICAL COMMISSION | | | | | | | | |
| 000 UNDEFINED | | | | | | | | |
| 096 470000 | INTEREST INCOME | -500.00 | -500.00 | -111.06 | .00 | .00 | -388.94 | 22.2 |
| 096 472000 | ROYALTIES & DONATIONS | -500.00 | -500.00 | .00 | .00 | .00 | -500.00 | .0 |
| 096 801100 | XFER FROM GENERAL FUND | -6,200.00 | -6,200.00 | .00 | .00 | .00 | -6,200.00 | .0 |
| TOTAL UNDEFINED | | -7,200.00 | -7,200.00 | -111.06 | .00 | .00 | -7,088.94 | 1.5% |
| 001 COMMISSIONERS' COURT | | | | | | | | |
| 09600110 520100 | SUPPLIES/OTH OPER | 1,600.00 | 1,600.00 | 447.42 | 242.93 | .00 | 1,152.58 | 28.0 |
| 09600110 523100 | NON-CAPITAL EQUIPM | 4,600.00 | 4,600.00 | -3,750.00 | .00 | .00 | 8,350.00 | -81.5 |
| 09600110 550300 | TRAVEL AND TRAININ | 1,000.00 | 1,000.00 | .00 | .00 | .00 | 1,000.00 | .0 |
| TOTAL COMMISSIONERS' COURT | | 7,200.00 | 7,200.00 | -3,302.58 | 242.93 | .00 | 10,502.58 | -45.9% |
| TOTAL HISTORICAL COMMISSION | | .00 | .00 | -3,413.64 | 242.93 | .00 | 3,413.64 | 100.0% |
| TOTAL REVENUES | | -7,200.00 | -7,200.00 | -111.06 | .00 | .00 | -7,088.94 | |
| TOTAL EXPENSES | | 7,200.00 | 7,200.00 | -3,302.58 | 242.93 | .00 | 10,502.58 | |
| 097 CHILD ABUSE PREVENTION | | | | | | | | |
| 000 UNDEFINED | | | | | | | | |
| 097 430100 | CO CHILD ABUSE PREVENTI | -200.00 | -200.00 | -458.64 | -349.57 | .00 | 258.64 | 229.3 |
| 097 470000 | INTEREST INCOME | -153.00 | -153.00 | -37.57 | .00 | .00 | -115.43 | 24.6 |
| TOTAL UNDEFINED | | -353.00 | -353.00 | -496.21 | -349.57 | .00 | 143.21 | 140.6% |
| 001 COMMISSIONERS' COURT | | | | | | | | |
| 09700110 561400 | PROFESSIONAL SERVI | 353.00 | 353.00 | .00 | .00 | .00 | 353.00 | .0 |

BUDGET SUMMARIES REPORT
ACCOUNT SUMMARY FEBRUARY 2024

FOR 2024 05

| | ORIGINAL APPROP | REVISED BUDGET | YTD ACTUAL | MTD ACTUAL | ENCUMBRANCES | AVAILABLE BUDGET | PCT USE/COL |
|--|-----------------|----------------|------------|------------|--------------|------------------|-------------|
| 09700110 562200 CONTRACT SERVICES | .00 | 1,500.00 | .00 | .00 | .00 | 1,500.00 | .0 |
| TOTAL COMMISSIONERS' COURT | 353.00 | 1,853.00 | .00 | .00 | .00 | 1,853.00 | .0% |
| TOTAL CHILD ABUSE PREVENTION | .00 | 1,500.00 | -496.21 | -349.57 | .00 | 1,996.21 | -33.1% |
| TOTAL REVENUES | -353.00 | -353.00 | -496.21 | -349.57 | .00 | 143.21 | |
| TOTAL EXPENSES | 353.00 | 1,853.00 | .00 | .00 | .00 | 1,853.00 | |
| 099 CTY/DIST COURT TECHNOLOGY | | | | | | | |
| 000 UNDEFINED | | | | | | | |
| 099 430510 COUNTY COURT TECHNOLOGY | -2,000.00 | -2,000.00 | -1,108.28 | -216.22 | .00 | -891.72 | 55.4 |
| 099 432610 DISTRICT COURT TECHNOLOGY | -2,500.00 | -2,500.00 | -919.88 | -229.58 | .00 | -1,580.12 | 36.8 |
| 099 470000 INTEREST INCOME | -2,500.00 | -2,500.00 | -875.87 | .00 | .00 | -1,624.13 | 35.0 |
| TOTAL UNDEFINED | -7,000.00 | -7,000.00 | -2,904.03 | -445.80 | .00 | -4,095.97 | 41.5% |
| 001 COMMISSIONERS' COURT | | | | | | | |
| 09900110 520100 SUPPLIES/OTH OPER | 2,500.00 | 2,500.00 | .00 | .00 | .00 | 2,500.00 | .0 |
| 09900110 530100 EQUIPMENT OPER/MAI | 4,500.00 | 4,500.00 | .00 | .00 | .00 | 4,500.00 | .0 |
| TOTAL COMMISSIONERS' COURT | 7,000.00 | 7,000.00 | .00 | .00 | .00 | 7,000.00 | .0% |
| TOTAL CTY/DIST COURT TECHNOLOG | .00 | .00 | -2,904.03 | -445.80 | .00 | 2,904.03 | 100.0% |
| TOTAL REVENUES | -7,000.00 | -7,000.00 | -2,904.03 | -445.80 | .00 | -4,095.97 | |
| TOTAL EXPENSES | 7,000.00 | 7,000.00 | .00 | .00 | .00 | 7,000.00 | |
| 102 DIST COURT RECORDS TECHNOLOGY | | | | | | | |
| 000 UNDEFINED | | | | | | | |
| 102 437310 DISTRICT COURT RECORDS | -750.00 | -750.00 | -117.29 | -29.02 | .00 | -632.71 | 15.6 |
| 102 470000 INTEREST INCOME | -4,750.00 | -4,750.00 | -609.93 | .00 | .00 | -4,140.07 | 12.8 |
| 102 736100 DRAW FROM RESERVES | -54,500.00 | -54,500.00 | .00 | .00 | .00 | -54,500.00 | .0 |

BUDGET SUMMARIES REPORT
ACCOUNT SUMMARY FEBRUARY 2024

FOR 2024 05

| 102 | DIST COURT RECORDS TECHNOLOGY | ORIGINAL APPROP | REVISED BUDGET | YTD ACTUAL | MTD ACTUAL | ENCUMBRANCES | AVAILABLE BUDGET | PCT USE/COL |
|--|--------------------------------|-----------------|----------------|-------------|------------|--------------|------------------|-------------|
| | TOTAL UNDEFINED | -60,000.00 | -60,000.00 | -727.22 | -29.02 | .00 | -59,272.78 | 1.2% |
| 023 DISTRICT CLERK | | | | | | | | |
| 10202320 | 562200 CONTRACT SERVICES | 60,000.00 | 60,000.00 | .00 | .00 | .00 | 60,000.00 | .0 |
| | TOTAL DISTRICT CLERK | 60,000.00 | 60,000.00 | .00 | .00 | .00 | 60,000.00 | .0% |
| | TOTAL DIST COURT RECORDS TECHN | .00 | .00 | -727.22 | -29.02 | .00 | 727.22 | 100.0% |
| | TOTAL REVENUES | -60,000.00 | -60,000.00 | -727.22 | -29.02 | .00 | -59,272.78 | |
| | TOTAL EXPENSES | 60,000.00 | 60,000.00 | .00 | .00 | .00 | 60,000.00 | |
| 103 COUNTY CLERK RECORDS ARCHIVES | | | | | | | | |
| 000 UNDEFINED | | | | | | | | |
| 103 437300 | COUNTY CLERK RECORDS AR | -550,000.00 | -550,000.00 | -179,060.00 | -35,450.00 | .00 | -370,940.00 | 32.6 |
| 103 470000 | INTEREST INCOME | -120,000.00 | -120,000.00 | -41,247.65 | .00 | .00 | -78,752.35 | 34.4 |
| | TOTAL UNDEFINED | -670,000.00 | -670,000.00 | -220,307.65 | -35,450.00 | .00 | -449,692.35 | 32.9% |
| 003 COUNTY CLERK | | | | | | | | |
| 10300310 | 561400 PROFESSIONAL SERVI | 375,000.00 | 375,000.00 | .00 | .00 | .00 | 375,000.00 | .0 |
| 10300310 | 562200 CONTRACT SERVICES | 295,000.00 | 295,000.00 | 10,742.92 | 3,776.78 | 181,295.06 | 102,962.02 | 65.1 |
| | TOTAL COUNTY CLERK | 670,000.00 | 670,000.00 | 10,742.92 | 3,776.78 | 181,295.06 | 477,962.02 | 28.7% |
| | TOTAL COUNTY CLERK RECORDS ARC | .00 | .00 | -209,564.73 | -31,673.22 | 181,295.06 | 28,269.67 | 100.0% |
| | TOTAL REVENUES | -670,000.00 | -670,000.00 | -220,307.65 | -35,450.00 | .00 | -449,692.35 | |
| | TOTAL EXPENSES | 670,000.00 | 670,000.00 | 10,742.92 | 3,776.78 | 181,295.06 | 477,962.02 | |
| 105 COMMUNITY/ECONOMIC DEV PRG | | | | | | | | |
| 000 UNDEFINED | | | | | | | | |
| 105 420300 | STATE GRANT REVENUE | -46,950.00 | -46,950.00 | .00 | .00 | .00 | -46,950.00 | .0 |

BUDGET SUMMARIES REPORT
ACCOUNT SUMMARY FEBRUARY 2024

FOR 2024 05

| 105 | COMMUNITY/ECONOMIC DEV PRG | ORIGINAL APPROP | REVISED BUDGET | YTD ACTUAL | MTD ACTUAL | ENCUMBRANCES | AVAILABLE BUDGET | PCT USE/COL |
|-------------------------------------|--------------------------------|-----------------|----------------|----------------|------------|--------------|------------------|-------------|
| 105 470000 | INTEREST INCOME | -20,000.00 | -20,000.00 | -5,559.69 | .00 | .00 | -14,440.31 | 27.8 |
| | TOTAL UNDEFINED | -66,950.00 | -66,950.00 | -5,559.69 | .00 | .00 | -61,390.31 | 8.3% |
| 002 COUNTY JUDGE | | | | | | | | |
| 10500210 | 520100 SUPPLIES/OTH OPER | 66,950.00 | 66,950.00 | 13,009.00 | .00 | 30,000.00 | 23,941.00 | 64.2 |
| | TOTAL COUNTY JUDGE | 66,950.00 | 66,950.00 | 13,009.00 | .00 | 30,000.00 | 23,941.00 | 64.2% |
| | TOTAL COMMUNITY/ECONOMIC DEV P | .00 | .00 | 7,449.31 | .00 | 30,000.00 | -37,449.31 | 100.0% |
| | TOTAL REVENUES | -66,950.00 | -66,950.00 | -5,559.69 | .00 | .00 | -61,390.31 | |
| | TOTAL EXPENSES | 66,950.00 | 66,950.00 | 13,009.00 | .00 | 30,000.00 | 23,941.00 | |
| 106 AMERICAN RESCUE PLAN ACT | | | | | | | | |
| 000 UNDEFINED | | | | | | | | |
| 106 420100 | GRANT REVENUE | -22,913,060.00 | -22,913,060.00 | -21,428,630.29 | .00 | .00 | -1,484,429.71 | 93.5 |
| 106 470000 | INTEREST INCOME | .00 | .00 | -1,600,522.53 | .00 | .00 | 1,600,522.53 | 100.0 |
| 106 902000 | XFER TO CONSOLIDATED R | 3,000,000.00 | 3,000,000.00 | .00 | .00 | .00 | 3,000,000.00 | .0 |
| | TOTAL UNDEFINED | -19,913,060.00 | -19,913,060.00 | -23,029,152.82 | .00 | .00 | 3,116,092.82 | 115.6% |
| 001 COMMISSIONERS' COURT | | | | | | | | |
| 10600110 | 500600 STAFF EMPLOYEES | 393,932.00 | 393,932.00 | 32,469.72 | 6,346.77 | .00 | 361,462.28 | 8.2 |
| 10600110 | 510100 FICA | 24,966.00 | 24,966.00 | 1,904.58 | 372.27 | .00 | 23,061.42 | 7.6 |
| 10600110 | 510200 MEDICARE | 5,838.00 | 5,838.00 | 445.42 | 87.06 | .00 | 5,392.58 | 7.6 |
| 10600110 | 510300 RETIREMENT | 47,382.00 | 47,382.00 | 3,607.36 | 705.12 | .00 | 43,774.64 | 7.6 |
| 10600110 | 510400 GROUP HEALTH INSUR | 23,844.00 | 23,844.00 | 2,877.30 | 575.46 | .00 | 20,966.70 | 12.1 |
| 10600110 | 510500 GROUP DENTAL INSUR | 1,472.00 | 1,472.00 | 177.70 | 35.54 | .00 | 1,294.30 | 12.1 |
| 10600110 | 510600 LIFE INSURANCE | 192.00 | 192.00 | 22.40 | 4.48 | .00 | 169.60 | 11.7 |
| 10600110 | 510700 UNEMPLOYMENT INSUR | 332.00 | 332.00 | 39.05 | 6.98 | .00 | 292.95 | 11.8 |
| 10600110 | 510900 WORKER'S COMPENSAT | 1,064.00 | 1,064.00 | 87.69 | 17.14 | .00 | 976.31 | 8.2 |
| 10600110 | 520100 SUPPLIES/OTH OPER | 18,850.00 | 18,850.00 | 10,640.00 | .00 | .00 | 8,210.00 | 56.4 |
| 10600110 | 523100 NON-CAPITAL EQUIPM | 136,987.00 | 136,987.00 | 12,253.84 | .00 | .00 | 124,733.16 | 8.9 |

BUDGET SUMMARIES REPORT
ACCOUNT SUMMARY FEBRUARY 2024

FOR 2024 05

| | ORIGINAL APPROP | REVISED BUDGET | YTD ACTUAL | MTD ACTUAL | ENCUMBRANCES | AVAILABLE BUDGET | PCT USE/COL |
|------------------------------------|-----------------|----------------|----------------|------------|--------------|------------------|-------------|
| 10600110 530100 EQUIPMENT OPER/MAI | 61,476.00 | 61,476.00 | .00 | .00 | .00 | 61,476.00 | .0 |
| 10600110 561400 PROFESSIONAL SERVI | 6,014,317.00 | 6,014,317.00 | 58,152.78 | 1,602.78 | 1,381,945.25 | 4,574,218.97 | 23.9 |
| 10600110 562200 CONTRACT SERVICES | 10,000,000.00 | 10,000,000.00 | .00 | .00 | .00 | 10,000,000.00 | .0 |
| 10600110 599916 ARPA REVENUE REPLA | 2,397,419.00 | 2,397,419.00 | .00 | .00 | .00 | 2,397,419.00 | .0 |
| 10600110 620500 OTHER IMPROVEMENTS | 760,807.00 | 760,807.00 | 22,465.21 | 22,465.21 | 467,835.75 | 270,506.04 | 64.4 |
| 10600110 660500 CAPITAL OUTLAY TEC | 22,597.00 | 22,597.00 | .00 | .00 | .00 | 22,597.00 | .0 |
| 10600110 661060 CAPITAL OUTLAY-ARP | 1,585.00 | 1,585.00 | .00 | .00 | .00 | 1,585.00 | .0 |
| TOTAL COMMISSIONERS' COURT | 19,913,060.00 | 19,913,060.00 | 145,143.05 | 32,218.81 | 1,849,781.00 | 17,918,135.95 | 10.0% |
| TOTAL AMERICAN RESCUE PLAN ACT | .00 | .00 | -22,884,009.77 | 32,218.81 | 1,849,781.00 | 21,034,228.77 | 100.0% |
| TOTAL REVENUES | -22,913,060.00 | -22,913,060.00 | -23,029,152.82 | .00 | .00 | 116,092.82 | |
| TOTAL EXPENSES | 22,913,060.00 | 22,913,060.00 | 145,143.05 | 32,218.81 | 1,849,781.00 | 20,918,135.95 | |

108 JP1 JUSTICE COURT TECHNOLOGY

000 UNDEFINED

| | | | | | | | |
|------------------------------------|------------|------------|-----------|---------|-----|------------|------|
| 108 430120 JUDICIAL TECH FUND FEE- | -6,500.00 | -6,500.00 | -2,074.49 | -578.95 | .00 | -4,425.51 | 31.9 |
| 108 470000 INTEREST INCOME | -2,000.00 | -2,000.00 | -662.15 | .00 | .00 | -1,337.85 | 33.1 |
| 108 736100 DRAW FROM RESERVES | -20,301.00 | -20,301.00 | .00 | .00 | .00 | -20,301.00 | .0 |
| TOTAL UNDEFINED | -28,801.00 | -28,801.00 | -2,736.64 | -578.95 | .00 | -26,064.36 | 9.5% |

001 COMMISSIONERS' COURT

| | | | | | | | |
|------------------------------------|------------|------------|-----------|---------|----------|------------|--------|
| 10800120 500800 TEMPORARY | 17,000.00 | 17,000.00 | .00 | .00 | .00 | 17,000.00 | .0 |
| 10800120 510100 FICA | 1,054.00 | 1,054.00 | .00 | .00 | .00 | 1,054.00 | .0 |
| 10800120 510200 MEDICARE | 247.00 | 247.00 | .00 | .00 | .00 | 247.00 | .0 |
| 10800120 520100 SUPPLIES/OTH OPER | 500.00 | 500.00 | .00 | .00 | .00 | 500.00 | .0 |
| 10800120 523100 NON-CAPITAL EQUIPM | 4,500.00 | 4,500.00 | .00 | .00 | .00 | 4,500.00 | .0 |
| 10800120 540100 COMMUNICATIONS - M | 4,000.00 | 4,000.00 | 392.68 | 196.40 | 3,607.32 | .00 | 100.0 |
| 10800120 550300 TRAVEL AND TRAININ | 1,500.00 | 1,500.00 | .00 | .00 | .00 | 1,500.00 | .0 |
| TOTAL COMMISSIONERS' COURT | 28,801.00 | 28,801.00 | 392.68 | 196.40 | 3,607.32 | 24,801.00 | 13.9% |
| TOTAL JP1 JUSTICE COURT TECHNO | .00 | .00 | -2,343.96 | -382.55 | 3,607.32 | -1,263.36 | 100.0% |
| TOTAL REVENUES | -28,801.00 | -28,801.00 | -2,736.64 | -578.95 | .00 | -26,064.36 | |
| TOTAL EXPENSES | 28,801.00 | 28,801.00 | 392.68 | 196.40 | 3,607.32 | 24,801.00 | |

109 JP2 JUSTICE COURT TECHNOLOGY

BUDGET SUMMARIES REPORT
ACCOUNT SUMMARY FEBRUARY 2024

FOR 2024 05

| 109 | JP2 JUSTICE COURT TECHNOLOGY | ORIGINAL APPROP | REVISED BUDGET | YTD ACTUAL | MTD ACTUAL | ENCUMBRANCES | AVAILABLE BUDGET | PCT USE/COL |
|---|------------------------------|-----------------|----------------|------------|------------|--------------|------------------|-------------|
| 000 UNDEFINED | | | | | | | | |
| 109 430210 | JUDICIAL TECH FUND FEE- | -2,400.00 | -2,400.00 | -1,004.14 | -163.36 | .00 | -1,395.86 | 41.8 |
| 109 470000 | INTEREST INCOME | -3,000.00 | -3,000.00 | -987.55 | .00 | .00 | -2,012.45 | 32.9 |
| 109 736100 | DRAW FROM RESERVES | -14,600.00 | -14,600.00 | .00 | .00 | .00 | -14,600.00 | .0 |
| TOTAL UNDEFINED | | -20,000.00 | -20,000.00 | -1,991.69 | -163.36 | .00 | -18,008.31 | 10.0% |
| 001 COMMISSIONERS' COURT | | | | | | | | |
| 10900120 520100 | SUPPLIES/OTH OPER | 7,500.00 | 7,050.00 | 90.85 | 309.85 | .00 | 6,959.15 | 1.3 |
| 10900120 523000 | NON-CAPITAL SOFTWA | 7,500.00 | 7,500.00 | .00 | .00 | .00 | 7,500.00 | .0 |
| 10900120 540100 | COMMUNICATIONS - M | .00 | 450.00 | 61.01 | 61.01 | 338.99 | 50.00 | 88.9 |
| 10900120 550300 | TRAVEL AND TRAININ | 5,000.00 | 5,000.00 | .00 | .00 | .00 | 5,000.00 | .0 |
| TOTAL COMMISSIONERS' COURT | | 20,000.00 | 20,000.00 | 151.86 | 370.86 | 338.99 | 19,509.15 | 2.5% |
| TOTAL JP2 JUSTICE COURT TECHNO | | .00 | .00 | -1,839.83 | 207.50 | 338.99 | 1,500.84 | 100.0% |
| TOTAL REVENUES | | -20,000.00 | -20,000.00 | -1,991.69 | -163.36 | .00 | -18,008.31 | |
| TOTAL EXPENSES | | 20,000.00 | 20,000.00 | 151.86 | 370.86 | 338.99 | 19,509.15 | |
| 110 JP3 JUSTICE COURT TECHNOLOGY | | | | | | | | |
| 000 UNDEFINED | | | | | | | | |
| 110 430310 | JUDICIAL TECH FUND FEE- | -2,000.00 | -2,000.00 | -529.34 | -146.80 | 989.00 | -2,459.66 | -23.0 |
| 110 470000 | INTEREST INCOME | -1,000.00 | -1,000.00 | -266.59 | .00 | .00 | -733.41 | 26.7 |
| TOTAL UNDEFINED | | -3,000.00 | -3,000.00 | -795.93 | -146.80 | 989.00 | -3,193.07 | -6.4% |
| 001 COMMISSIONERS' COURT | | | | | | | | |
| 11000120 520100 | SUPPLIES/OTH OPER | 3,000.00 | 3,000.00 | .00 | .00 | .00 | 3,000.00 | .0 |
| TOTAL COMMISSIONERS' COURT | | 3,000.00 | 3,000.00 | .00 | .00 | .00 | 3,000.00 | .0% |
| TOTAL JP3 JUSTICE COURT TECHNO | | .00 | .00 | -795.93 | -146.80 | 989.00 | -193.07 | 100.0% |
| TOTAL REVENUES | | -3,000.00 | -3,000.00 | -795.93 | -146.80 | 989.00 | -3,193.07 | |
| TOTAL EXPENSES | | 3,000.00 | 3,000.00 | .00 | .00 | .00 | 3,000.00 | |

BUDGET SUMMARIES REPORT
ACCOUNT SUMMARY FEBRUARY 2024

FOR 2024 05

| 111 | JP4 JUSTICE COURT TECHNOLOGY | ORIGINAL APPROP | REVISED BUDGET | YTD ACTUAL | MTD ACTUAL | ENCUMBRANCES | AVAILABLE BUDGET | PCT USE/COL |
|---|------------------------------|-----------------|----------------|------------|------------|--------------|------------------|-------------|
| 111 JP4 JUSTICE COURT TECHNOLOGY | | | | | | | | |
| 000 UNDEFINED | | | | | | | | |
| 111 430400 | JUDICIAL TECH FUND FEE- | -5,000.00 | -5,000.00 | -1,553.74 | -471.78 | .00 | -3,446.26 | 31.1 |
| 111 470000 | INTEREST INCOME | -3,500.00 | -3,500.00 | -959.44 | .00 | .00 | -2,540.56 | 27.4 |
| 111 736100 | DRAW FROM RESERVES | -23,050.00 | -23,050.00 | .00 | .00 | .00 | -23,050.00 | .0 |
| TOTAL UNDEFINED | | -31,550.00 | -31,550.00 | -2,513.18 | -471.78 | .00 | -29,036.82 | 8.0% |
| 001 COMMISSIONERS' COURT | | | | | | | | |
| 11100120 500700 | OVERTIME COMPENSAT | 18,000.00 | 18,000.00 | 10,607.04 | 2,492.07 | .00 | 7,392.96 | 58.9 |
| 11100120 510100 | FICA | .00 | .00 | 590.97 | 138.03 | .00 | -590.97 | 100.0 |
| 11100120 510200 | MEDICARE | .00 | .00 | 138.20 | 32.27 | .00 | -138.20 | 100.0 |
| 11100120 510300 | RETIREMENT | .00 | .00 | 1,178.43 | 276.86 | .00 | -1,178.43 | 100.0 |
| 11100120 510400 | GROUP HEALTH INSUR | .00 | .00 | 2,737.96 | 670.62 | .00 | -2,737.96 | 100.0 |
| 11100120 510500 | GROUP DENTAL INSUR | .00 | .00 | 108.05 | 26.51 | .00 | -108.05 | 100.0 |
| 11100120 510600 | LIFE INSURANCE | .00 | .00 | 9.14 | 2.23 | .00 | -9.14 | 100.0 |
| 11100120 510700 | UNEMPLOYMENT INSUR | .00 | .00 | 12.95 | 2.75 | .00 | -12.95 | 100.0 |
| 11100120 510900 | WORKER'S COMPENSAT | .00 | .00 | 28.65 | 6.73 | .00 | -28.65 | 100.0 |
| 11100120 520100 | SUPPLIES/OTH OPER | 6,050.00 | 6,050.00 | .00 | .00 | .00 | 6,050.00 | .0 |
| 11100120 523100 | NON-CAPITAL EQUIPM | 4,000.00 | 4,000.00 | .00 | .00 | .00 | 4,000.00 | .0 |
| 11100120 550300 | TRAVEL AND TRAININ | 3,500.00 | 3,500.00 | .00 | .00 | .00 | 3,500.00 | .0 |
| TOTAL COMMISSIONERS' COURT | | 31,550.00 | 31,550.00 | 15,411.39 | 3,648.07 | .00 | 16,138.61 | 48.8% |
| TOTAL JP4 JUSTICE COURT TECHNO | | .00 | .00 | 12,898.21 | 3,176.29 | .00 | -12,898.21 | 100.0% |
| TOTAL REVENUES | | -31,550.00 | -31,550.00 | -2,513.18 | -471.78 | .00 | -29,036.82 | |
| TOTAL EXPENSES | | 31,550.00 | 31,550.00 | 15,411.39 | 3,648.07 | .00 | 16,138.61 | |
| 112 COURT FACILITY FEE | | | | | | | | |
| 000 UNDEFINED | | | | | | | | |
| 112 430300 | COUNTY CLERK | -43,800.00 | -43,800.00 | -7,840.00 | .00 | .00 | -35,960.00 | 17.9 |

BUDGET SUMMARIES REPORT
ACCOUNT SUMMARY FEBRUARY 2024

FOR 2024 05

| 112 | COURT FACILITY FEE | ORIGINAL APPROP | REVISED BUDGET | YTD ACTUAL | MTD ACTUAL | ENCUMBRANCES | AVAILABLE BUDGET | PCT USE/COL |
|---|--------------------------------|-----------------|----------------|------------|------------|--------------|------------------|-------------|
| 112 432300 | DISTRICT CLERK FEES | -63,325.00 | -63,325.00 | -11,266.78 | .00 | .00 | -52,058.22 | 17.8 |
| 112 470000 | INTEREST INCOME | -2,600.00 | -2,600.00 | -1,797.36 | .00 | .00 | -802.64 | 69.1 |
| | TOTAL UNDEFINED | -109,725.00 | -109,725.00 | -20,904.14 | .00 | .00 | -88,820.86 | 19.1% |
| 001 COMMISSIONERS' COURT | | | | | | | | |
| 11200110 561400 | PROFESSIONAL SERVI | 109,725.00 | 109,725.00 | .00 | .00 | .00 | 109,725.00 | .0 |
| | TOTAL COMMISSIONERS' COURT | 109,725.00 | 109,725.00 | .00 | .00 | .00 | 109,725.00 | .0% |
| | TOTAL COURT FACILITY FEE | .00 | .00 | -20,904.14 | .00 | .00 | 20,904.14 | 100.0% |
| | TOTAL REVENUES | -109,725.00 | -109,725.00 | -20,904.14 | .00 | .00 | -88,820.86 | |
| | TOTAL EXPENSES | 109,725.00 | 109,725.00 | .00 | .00 | .00 | 109,725.00 | |
| 114 JUDICIAL EDUCATION & SUPPORT | | | | | | | | |
| 000 UNDEFINED | | | | | | | | |
| 114 430300 | COUNTY CLERK | -5,600.00 | -5,600.00 | -1,635.00 | -330.00 | .00 | -3,965.00 | 29.2 |
| 114 470000 | INTEREST INCOME | -175.00 | -175.00 | -94.90 | .00 | .00 | -80.10 | 54.2 |
| | TOTAL UNDEFINED | -5,775.00 | -5,775.00 | -1,729.90 | -330.00 | .00 | -4,045.10 | 30.0% |
| 001 COMMISSIONERS' COURT | | | | | | | | |
| 11400110 520100 | SUPPLIES/OTH OPER | 5,775.00 | 5,775.00 | .00 | .00 | .00 | 5,775.00 | .0 |
| | TOTAL COMMISSIONERS' COURT | 5,775.00 | 5,775.00 | .00 | .00 | .00 | 5,775.00 | .0% |
| | TOTAL JUDICIAL EDUCATION & SUP | .00 | .00 | -1,729.90 | -330.00 | .00 | 1,729.90 | 100.0% |
| | TOTAL REVENUES | -5,775.00 | -5,775.00 | -1,729.90 | -330.00 | .00 | -4,045.10 | |
| | TOTAL EXPENSES | 5,775.00 | 5,775.00 | .00 | .00 | .00 | 5,775.00 | |
| 115 LANGUAGE ACCESS | | | | | | | | |
| 000 UNDEFINED | | | | | | | | |
| 115 430300 | COUNTY CLERK | -5,742.00 | -5,742.00 | -2,265.00 | -456.00 | .00 | -3,477.00 | 39.4 |

BUDGET SUMMARIES REPORT
ACCOUNT SUMMARY FEBRUARY 2024

FOR 2024 05

| 115 | LANGUAGE ACCESS | ORIGINAL APPROP | REVISED BUDGET | YTD ACTUAL | MTD ACTUAL | ENCUMBRANCES | AVAILABLE BUDGET | PCT USE/COL |
|---------------------------------|-------------------------|-----------------|----------------|------------|------------|--------------|------------------|-------------|
| 115 432300 | DISTRICT CLERK FEES | -8,299.00 | -8,299.00 | -3,221.17 | -788.15 | .00 | -5,077.83 | 38.8 |
| 115 433100 | JP PRECINCT 1 | -4,491.00 | -4,491.00 | -2,175.00 | -489.00 | .00 | -2,316.00 | 48.4 |
| 115 433200 | JP PRECINCT 2 | -5,801.00 | -5,801.00 | -2,517.00 | -483.00 | .00 | -3,284.00 | 43.4 |
| 115 433300 | JP PRECINCT 3 | -8,348.00 | -8,348.00 | -3,422.02 | -666.00 | .00 | -4,925.98 | 41.0 |
| 115 433400 | JP PRECINCT 4 | -3,834.00 | -3,834.00 | -2,022.00 | -426.00 | .00 | -1,812.00 | 52.7 |
| 115 470000 | INTEREST INCOME | -1,000.00 | -1,000.00 | -675.58 | .00 | .00 | -324.42 | 67.6 |
| TOTAL UNDEFINED | | -37,515.00 | -37,515.00 | -16,297.77 | -3,308.15 | .00 | -21,217.23 | 43.4% |
| 001 COMMISSIONERS' COURT | | | | | | | | |
| 11500110 561400 | PROFESSIONAL SERVI | 18,758.00 | 18,758.00 | .00 | .00 | .00 | 18,758.00 | .0 |
| 11500110 562200 | CONTRACT SERVICES | 18,757.00 | 18,757.00 | .00 | .00 | .00 | 18,757.00 | .0 |
| TOTAL COMMISSIONERS' COURT | | 37,515.00 | 37,515.00 | .00 | .00 | .00 | 37,515.00 | .0% |
| TOTAL LANGUAGE ACCESS | | .00 | .00 | -16,297.77 | -3,308.15 | .00 | 16,297.77 | 100.0% |
| TOTAL REVENUES | | -37,515.00 | -37,515.00 | -16,297.77 | -3,308.15 | .00 | -21,217.23 | |
| TOTAL EXPENSES | | 37,515.00 | 37,515.00 | .00 | .00 | .00 | 37,515.00 | |
| 122 SHERIFF CONTRABAND | | | | | | | | |
| 000 UNDEFINED | | | | | | | | |
| 122 461200 | FORFEIT ASSETS - DEA | -2,894.00 | -2,894.00 | .00 | .00 | .00 | -2,894.00 | .0 |
| 122 461400 | FORFEITED FUNDS-CRIMINA | -140,754.00 | -140,754.00 | -62,599.24 | .00 | .00 | -78,154.76 | 44.5 |
| 122 470000 | INTEREST INCOME | -15,000.00 | -15,000.00 | -4,022.21 | .00 | .00 | -10,977.79 | 26.8 |
| 122 489900 | OTHER REVENUE | .00 | .00 | -984.32 | .00 | .00 | 984.32 | 100.0 |
| 122 736100 | DRAW FROM RESERVES | -169,352.00 | -169,352.00 | .00 | .00 | .00 | -169,352.00 | .0 |
| TOTAL UNDEFINED | | -328,000.00 | -328,000.00 | -67,605.77 | .00 | .00 | -260,394.23 | 20.6% |
| 046 SHERIFF | | | | | | | | |
| 12204630 520100 | SUPPLIES/OTH OPER | 50,000.00 | 50,000.00 | 1,896.92 | .00 | .00 | 48,103.08 | 3.8 |
| 12204630 523100 | NON-CAPITAL EQUIPM | 15,000.00 | 15,000.00 | .00 | .00 | .00 | 15,000.00 | .0 |
| 12204630 550300 | TRAVEL AND TRAININ | 15,000.00 | 15,000.00 | .00 | .00 | .00 | 15,000.00 | .0 |

BUDGET SUMMARIES REPORT
ACCOUNT SUMMARY FEBRUARY 2024

FOR 2024 05

| | ORIGINAL APPROP | REVISED BUDGET | YTD ACTUAL | MTD ACTUAL | ENCUMBRANCES | AVAILABLE BUDGET | PCT USE/COL |
|------------------------------------|-----------------|----------------|------------|------------|--------------|------------------|-------------|
| 12204630 590600 INVESTIGATIVE EXPE | 40,000.00 | 40,000.00 | .00 | .00 | .00 | 40,000.00 | .0 |
| 12204630 594400 DRUG PREVENTION PR | 3,000.00 | 3,000.00 | .00 | .00 | .00 | 3,000.00 | .0 |
| 12204630 599900 OTHER CHARGES | 40,000.00 | 40,000.00 | 18,736.18 | .00 | .00 | 21,263.82 | 46.8 |
| 12204630 640700 OTHER EQUIPMENT | 165,000.00 | 165,000.00 | 111,282.00 | .00 | .00 | 53,718.00 | 67.4 |
| TOTAL SHERIFF | 328,000.00 | 328,000.00 | 131,915.10 | .00 | .00 | 196,084.90 | 40.2% |
| TOTAL SHERIFF CONTRABAND | .00 | .00 | 64,309.33 | .00 | .00 | -64,309.33 | 100.0% |
| TOTAL REVENUES | -328,000.00 | -328,000.00 | -67,605.77 | .00 | .00 | -260,394.23 | |
| TOTAL EXPENSES | 328,000.00 | 328,000.00 | 131,915.10 | .00 | .00 | 196,084.90 | |

124 INMATE SUPPLY

000 UNDEFINED

| | | | | | | | |
|-----------------------------------|---------------|---------------|-------------|-----|-----|---------------|------|
| 124 470000 INTEREST INCOME | -60,000.00 | -60,000.00 | -19,331.04 | .00 | .00 | -40,668.96 | 32.2 |
| 124 484300 CONCESSION COMMISSIONS | -1,000,000.00 | -1,000,000.00 | -83,300.67 | .00 | .00 | -916,699.33 | 8.3 |
| 124 489900 OTHER REVENUE | -5,000.00 | -5,000.00 | -68.60 | .00 | .00 | -4,931.40 | 1.4 |
| 124 736100 DRAW FROM RESERVES | -49,000.00 | -49,000.00 | .00 | .00 | .00 | -49,000.00 | .0 |
| TOTAL UNDEFINED | -1,114,000.00 | -1,114,000.00 | -102,700.31 | .00 | .00 | -1,011,299.69 | 9.2% |

047 DETENTION CENTER

| | | | | | | | |
|------------------------------------|---------------|---------------|-------------|-----|-----|---------------|--------|
| 12404730 520100 SUPPLIES/OTH OPER | 77,000.00 | 77,000.00 | 217.50 | .00 | .00 | 76,782.50 | .3 |
| 12404730 522600 INMATE SUPPLIES | 40,000.00 | 40,000.00 | 3,039.95 | .00 | .00 | 36,960.05 | 7.6 |
| 12404730 523000 NON-CAPITAL SOFTWA | 35,000.00 | 35,000.00 | 500.00 | .00 | .00 | 34,500.00 | 1.4 |
| 12404730 523100 NON-CAPITAL EQUIPM | 30,000.00 | 30,000.00 | .00 | .00 | .00 | 30,000.00 | .0 |
| 12404730 530800 SOFTWARE MAINTENAN | 22,000.00 | 22,000.00 | .00 | .00 | .00 | 22,000.00 | .0 |
| 12404730 562200 CONTRACT SERVICES | 900,000.00 | 900,000.00 | 89,340.22 | .00 | .00 | 810,659.78 | 9.9 |
| 12404730 664700 CAPITAL OUTLAY-JAI | 10,000.00 | 10,000.00 | .00 | .00 | .00 | 10,000.00 | .0 |
| TOTAL DETENTION CENTER | 1,114,000.00 | 1,114,000.00 | 93,097.67 | .00 | .00 | 1,020,902.33 | 8.4% |
| TOTAL INMATE SUPPLY | .00 | .00 | -9,602.64 | .00 | .00 | 9,602.64 | 100.0% |
| TOTAL REVENUES | -1,114,000.00 | -1,114,000.00 | -102,700.31 | .00 | .00 | -1,011,299.69 | |
| TOTAL EXPENSES | 1,114,000.00 | 1,114,000.00 | 93,097.67 | .00 | .00 | 1,020,902.33 | |

126 VINE GRANT

000 UNDEFINED

BUDGET SUMMARIES REPORT
ACCOUNT SUMMARY FEBRUARY 2024

FOR 2024 05

| 126 | VINE GRANT | ORIGINAL APPROP | REVISED BUDGET | YTD ACTUAL | MTD ACTUAL | ENCUMBRANCES | AVAILABLE BUDGET | PCT USE/COL |
|---------------------------------------|-------------------------------|-----------------|----------------|------------|------------|--------------|------------------|-------------|
| 126 420370 | STATE REVENUE | -30,171.00 | -30,286.00 | -7,571.32 | .00 | .00 | -22,714.68 | 25.0 |
| | TOTAL UNDEFINED | -30,171.00 | -30,286.00 | -7,571.32 | .00 | .00 | -22,714.68 | 25.0% |
| 046 SHERIFF | | | | | | | | |
| 12604630 520100 | SUPPLIES/OTH OPER | 30,171.00 | 30,286.00 | 7,571.32 | .00 | 22,713.94 | .74 | 100.0 |
| | TOTAL SHERIFF | 30,171.00 | 30,286.00 | 7,571.32 | .00 | 22,713.94 | .74 | 100.0% |
| | TOTAL VINE GRANT | .00 | .00 | .00 | .00 | 22,713.94 | -22,713.94 | 100.0% |
| | TOTAL REVENUES | -30,171.00 | -30,286.00 | -7,571.32 | .00 | .00 | -22,714.68 | |
| | TOTAL EXPENSES | 30,171.00 | 30,286.00 | 7,571.32 | .00 | 22,713.94 | .74 | |
| 128 HOMELAND SECURITY GRANT | | | | | | | | |
| 000 UNDEFINED | | | | | | | | |
| 128 423000 | 2014 HSGP HOMELAND SECU | -212,674.00 | -212,674.00 | -48,259.58 | .00 | .00 | -164,414.42 | 22.7 |
| | TOTAL UNDEFINED | -212,674.00 | -212,674.00 | -48,259.58 | .00 | .00 | -164,414.42 | 22.7% |
| 046 SHERIFF | | | | | | | | |
| 12804630 520100 | SUPPLIES/OTH OPER | 4,000.00 | 11,750.00 | 3,525.00 | 3,525.00 | 1,105.00 | 7,120.00 | 39.4 |
| 12804630 522400 | UNIFORMS | .00 | 14,030.00 | .00 | .00 | .00 | 14,030.00 | .0 |
| 12804630 523130 | HSGP-NON CAPITAL E | 106,304.00 | 112,304.00 | 31,169.58 | .00 | 79,740.97 | 1,393.45 | 98.8 |
| 12804630 664600 | CAPITAL OUTLAY-SHE | 102,370.00 | 74,590.00 | 17,090.00 | .00 | 13,904.68 | 43,595.32 | 41.6 |
| | TOTAL SHERIFF | 212,674.00 | 212,674.00 | 51,784.58 | 3,525.00 | 94,750.65 | 66,138.77 | 68.9% |
| | TOTAL HOMELAND SECURITY GRANT | .00 | .00 | 3,525.00 | 3,525.00 | 94,750.65 | -98,275.65 | 100.0% |
| | TOTAL REVENUES | -212,674.00 | -212,674.00 | -48,259.58 | .00 | .00 | -164,414.42 | |
| | TOTAL EXPENSES | 212,674.00 | 212,674.00 | 51,784.58 | 3,525.00 | 94,750.65 | 66,138.77 | |
| 129 HAZARD MITIGATION GRANT-EM | | | | | | | | |
| 000 UNDEFINED | | | | | | | | |

BUDGET SUMMARIES REPORT
ACCOUNT SUMMARY FEBRUARY 2024

FOR 2024 05

| 129 | HAZARD MITIGATION GRANT-EM | ORIGINAL APPROP | REVISED BUDGET | YTD ACTUAL | MTD ACTUAL | ENCUMBRANCES | AVAILABLE BUDGET | PCT USE/COL |
|--------------------------------------|----------------------------|-----------------|----------------|------------|------------|--------------|------------------|-------------|
| 129 423300 | HAZARD MITIGATION GRANT | -185,600.00 | -185,600.00 | .00 | .00 | .00 | -185,600.00 | .0 |
| 129 423400 | HAZARD MITIGATION INKIN | -58,000.00 | -58,000.00 | .00 | .00 | .00 | -58,000.00 | .0 |
| TOTAL UNDEFINED | | -243,600.00 | -243,600.00 | .00 | .00 | .00 | -243,600.00 | .0% |
| 046 SHERIFF | | | | | | | | |
| 12904630 561400 | PROFESSIONAL SERVI | 11,600.00 | 11,600.00 | .00 | .00 | .00 | 11,600.00 | .0 |
| 12904630 562200 | CONTRACT SERVICES | 174,000.00 | 174,000.00 | .00 | .00 | .00 | 174,000.00 | .0 |
| 12904630 599100 | IN-KIND EXPENSE HL | 58,000.00 | 58,000.00 | .00 | .00 | .00 | 58,000.00 | .0 |
| TOTAL SHERIFF | | 243,600.00 | 243,600.00 | .00 | .00 | .00 | 243,600.00 | .0% |
| TOTAL HAZARD MITIGATION GRANT- | | .00 | .00 | .00 | .00 | .00 | .00 | .0% |
| TOTAL REVENUES | | -243,600.00 | -243,600.00 | .00 | .00 | .00 | -243,600.00 | |
| TOTAL EXPENSES | | 243,600.00 | 243,600.00 | .00 | .00 | .00 | 243,600.00 | |
| 130 PROJECT SAFE NEIGHBORHOOD | | | | | | | | |
| 000 UNDEFINED | | | | | | | | |
| 130 420100 | GRANT REVENUE | -136,000.00 | -136,000.00 | .00 | .00 | .00 | -136,000.00 | .0 |
| TOTAL UNDEFINED | | -136,000.00 | -136,000.00 | .00 | .00 | .00 | -136,000.00 | .0% |
| 046 SHERIFF | | | | | | | | |
| 13004630 500700 | OVERTIME COMPENSAT | 19,276.00 | 19,276.00 | 4,261.41 | .00 | .00 | 15,014.59 | 22.1 |
| 13004630 520100 | SUPPLIES/OTH OPER | 46,844.00 | 46,844.00 | .00 | .00 | .00 | 46,844.00 | .0 |
| 13004630 523100 | NON-CAPITAL EQUIPM | 5,880.00 | 5,880.00 | .00 | .00 | .00 | 5,880.00 | .0 |
| 13004630 664600 | CAPITAL OUTLAY-SHE | 64,000.00 | 64,000.00 | .00 | .00 | .00 | 64,000.00 | .0 |
| TOTAL SHERIFF | | 136,000.00 | 136,000.00 | 4,261.41 | .00 | .00 | 131,738.59 | 3.1% |
| TOTAL PROJECT SAFE NEIGHBORHOOD | | .00 | .00 | 4,261.41 | .00 | .00 | -4,261.41 | 100.0% |
| TOTAL REVENUES | | -136,000.00 | -136,000.00 | .00 | .00 | .00 | -136,000.00 | |
| TOTAL EXPENSES | | 136,000.00 | 136,000.00 | 4,261.41 | .00 | .00 | 131,738.59 | |

BUDGET SUMMARIES REPORT
ACCOUNT SUMMARY FEBRUARY 2024

FOR 2024 05

| 142 | LEOSE SHERIFF | ORIGINAL APPROP | REVISED BUDGET | YTD ACTUAL | MTD ACTUAL | ENCUMBRANCES | AVAILABLE BUDGET | PCT USE/COL |
|--------------------------------------|-------------------------|-----------------|----------------|-------------|------------|--------------|------------------|-------------|
| 142 LEOSE SHERIFF | | | | | | | | |
| 000 UNDEFINED | | | | | | | | |
| 142 424700 | LEOSE REVENUE | -21,000.00 | -21,000.00 | -24,060.34 | -24,060.34 | .00 | 3,060.34 | 114.6 |
| 142 470000 | INTEREST INCOME | -5,000.00 | -5,000.00 | -1,666.21 | .00 | .00 | -3,333.79 | 33.3 |
| TOTAL UNDEFINED | | -26,000.00 | -26,000.00 | -25,726.55 | -24,060.34 | .00 | -273.45 | 98.9% |
| 046 SHERIFF | | | | | | | | |
| 14204630 550300 | TRAVEL AND TRAININ | 26,000.00 | 26,000.00 | 5,413.17 | .00 | .00 | 20,586.83 | 20.8 |
| TOTAL SHERIFF | | 26,000.00 | 26,000.00 | 5,413.17 | .00 | .00 | 20,586.83 | 20.8% |
| TOTAL LEOSE SHERIFF | | .00 | .00 | -20,313.38 | -24,060.34 | .00 | 20,313.38 | 100.0% |
| TOTAL REVENUES | | -26,000.00 | -26,000.00 | -25,726.55 | -24,060.34 | .00 | -273.45 | |
| TOTAL EXPENSES | | 26,000.00 | 26,000.00 | 5,413.17 | .00 | .00 | 20,586.83 | |
| 145 SHERIFF COMMISSARY SALARY | | | | | | | | |
| 000 UNDEFINED | | | | | | | | |
| 145 424500 | COMMISSARY SALARY REIMB | -958,673.00 | -958,673.00 | -359,282.56 | -77,757.77 | .00 | -599,390.44 | 37.5 |
| TOTAL UNDEFINED | | -958,673.00 | -958,673.00 | -359,282.56 | -77,757.77 | .00 | -599,390.44 | 37.5% |
| 047 DETENTION CENTER | | | | | | | | |
| 14504730 500600 | STAFF EMPLOYEES | 699,395.00 | 699,395.00 | 249,770.45 | 55,498.40 | .00 | 449,624.55 | 35.7 |
| 14504730 500700 | OVERTIME COMPENSAT | 2,000.00 | 2,000.00 | 1,200.79 | 369.24 | .00 | 799.21 | 60.0 |
| 14504730 501300 | LONGEVITY | .00 | .00 | 300.00 | 60.00 | .00 | -300.00 | 100.0 |
| 14504730 510100 | FICA | 43,362.00 | 43,362.00 | 14,545.06 | 3,227.74 | .00 | 28,816.94 | 33.5 |
| 14504730 510200 | MEDICARE | 10,142.00 | 10,142.00 | 3,401.55 | 754.83 | .00 | 6,740.45 | 33.5 |

BUDGET SUMMARIES REPORT
ACCOUNT SUMMARY FEBRUARY 2024

FOR 2024 05

| | ORIGINAL APPROP | REVISED BUDGET | YTD ACTUAL | MTD ACTUAL | ENCUMBRANCES | AVAILABLE BUDGET | PCT USE/COL |
|--|-----------------|----------------|-------------|------------|--------------|------------------|-------------|
| 14504730 510300 RETIREMENT | 77,702.00 | 77,702.00 | 27,916.29 | 6,213.58 | .00 | 49,785.71 | 35.9 |
| 14504730 510400 GROUP HEALTH INSUR | 90,372.00 | 90,372.00 | 41,206.55 | 9,370.60 | .00 | 49,165.45 | 45.6 |
| 14504730 510500 GROUP DENTAL INSUR | 4,980.00 | 4,980.00 | 1,741.43 | 422.48 | .00 | 3,238.57 | 35.0 |
| 14504730 510600 LIFE INSURANCE | 720.00 | 720.00 | 206.08 | 49.28 | .00 | 513.92 | 28.6 |
| 14504730 510700 UNEMPLOYMENT INSUR | 711.00 | 711.00 | 300.70 | 61.52 | .00 | 410.30 | 42.3 |
| 14504730 510900 WORKER'S COMPENSAT | 29,289.00 | 29,289.00 | 10,603.62 | 2,360.14 | .00 | 18,685.38 | 36.2 |
| TOTAL DETENTION CENTER | 958,673.00 | 958,673.00 | 351,192.52 | 78,387.81 | .00 | 607,480.48 | 36.6% |
| TOTAL SHERIFF COMMISSARY SALAR | .00 | .00 | -8,090.04 | 630.04 | .00 | 8,090.04 | 100.0% |
| TOTAL REVENUES | -958,673.00 | -958,673.00 | -359,282.56 | -77,757.77 | .00 | -599,390.44 | |
| TOTAL EXPENSES | 958,673.00 | 958,673.00 | 351,192.52 | 78,387.81 | .00 | 607,480.48 | |
| 146 LECD EMER COMMUNICATION GRANT | | | | | | | |
| 000 UNDEFINED | | | | | | | |
| 146 420410 GRANT REVENUE LECD | .00 | -40,250.00 | .00 | .00 | .00 | -40,250.00 | .0 |
| TOTAL UNDEFINED | .00 | -40,250.00 | .00 | .00 | .00 | -40,250.00 | .0% |
| 046 SHERIFF | | | | | | | |
| 14604630 550300 TRAVEL AND TRAININ | .00 | 4,500.00 | .00 | .00 | .00 | 4,500.00 | .0 |
| 14604630 550500 ASSOCIATION DUES | .00 | 338.00 | 337.50 | .00 | .00 | .50 | 99.9 |
| 14604630 640700 OTHER EQUIPMENT | .00 | 35,412.00 | .00 | .00 | 32,712.50 | 2,699.50 | 92.4 |
| TOTAL SHERIFF | .00 | 40,250.00 | 337.50 | .00 | 32,712.50 | 7,200.00 | 82.1% |
| TOTAL LECD EMER COMMUNICATION | .00 | .00 | 337.50 | .00 | 32,712.50 | -33,050.00 | 100.0% |
| TOTAL REVENUES | .00 | -40,250.00 | .00 | .00 | .00 | -40,250.00 | |
| TOTAL EXPENSES | .00 | 40,250.00 | 337.50 | .00 | 32,712.50 | 7,200.00 | |
| 150 TAG GRANT | | | | | | | |
| 000 UNDEFINED | | | | | | | |
| 150 420100 GRANT REVENUE | -12,552,087.00 | -12,552,087.00 | -733,672.39 | .00 | .00 | -11,818,414.61 | 5.8 |

BUDGET SUMMARIES REPORT
ACCOUNT SUMMARY FEBRUARY 2024

FOR 2024 05

| 150 | TAG GRANT | ORIGINAL APPROP | REVISED BUDGET | YTD ACTUAL | MTD ACTUAL | ENCUMBRANCES | AVAILABLE BUDGET | PCT USE/COL |
|--------------------|-----------|--------------------|----------------|---------------|------------|--------------|------------------|------------------|
| TOTAL UNDEFINED | | -12,552,087.00 | -12,552,087.00 | -733,672.39 | .00 | .00 | -11,818,414.61 | 5.8% |
| 046 SHERIFF | | | | | | | | |
| 15004630 | 500600 | STAFF EMPLOYEES | 201,982.00 | 201,982.00 | 79,908.84 | 15,725.23 | .00 | 122,073.16 39.6 |
| 15004630 | 500700 | OVERTIME COMPENSAT | 49,450.00 | 49,450.00 | 1,004.54 | 1,176.56 | .00 | 48,445.46 2.0 |
| 15004630 | 510100 | FICA | 12,661.00 | 12,661.00 | 5,041.73 | 993.16 | .00 | 7,619.27 39.8 |
| 15004630 | 510200 | MEDICARE | 2,961.00 | 2,961.00 | 1,179.10 | 232.27 | .00 | 1,781.90 39.8 |
| 15004630 | 510300 | RETIREMENT | 24,299.00 | 24,299.00 | 9,462.87 | 1,877.78 | .00 | 14,836.13 38.9 |
| 15004630 | 510400 | GROUP HEALTH INSUR | 22,593.00 | 22,593.00 | 8,095.40 | 1,619.08 | .00 | 14,497.60 35.8 |
| 15004630 | 510500 | GROUP DENTAL INSUR | 1,245.00 | 1,245.00 | 530.00 | 106.00 | .00 | 715.00 42.6 |
| 15004630 | 510600 | LIFE INSURANCE | 180.00 | 180.00 | 67.20 | 13.44 | .00 | 112.80 37.3 |
| 15004630 | 510700 | UNEMPLOYMENT INSUR | 204.00 | 204.00 | 102.37 | 18.59 | .00 | 101.63 50.2 |
| 15004630 | 510900 | WORKER'S COMPENSAT | 8,617.00 | 8,617.00 | 3,594.39 | 713.26 | .00 | 5,022.61 41.7 |
| 15004630 | 520000 | PROJECT SUPPLIES | 20,844.00 | 20,844.00 | 10,908.98 | 3,160.00 | 2,908.20 | 7,026.82 66.3 |
| 15004630 | 520100 | SUPPLIES/OTH OPER | 99,402.00 | 102,410.00 | 23,832.96 | 10,271.95 | 55,490.14 | 23,086.90 77.5 |
| 15004630 | 523100 | NON-CAPITAL EQUIPM | 7,450.00 | 7,450.00 | .00 | .00 | .00 | 7,450.00 .0 |
| 15004630 | 540100 | COMMUNICATIONS - M | 68,750.00 | 68,750.00 | 23,636.93 | 7,246.34 | 37,756.07 | 7,357.00 89.3 |
| 15004630 | 540600 | UTILITIES | 21,375.00 | 21,375.00 | 9,125.46 | 1,698.20 | 8,394.24 | 3,855.30 82.0 |
| 15004630 | 550300 | TRAVEL AND TRAININ | 116,319.00 | 114,460.00 | 7,352.18 | 3,429.37 | .00 | 107,107.82 6.4 |
| 15004630 | 561400 | PROFESSIONAL SERVI | 33,785.00 | 33,785.00 | 9,932.00 | 2,806.00 | 9,914.00 | 13,939.00 58.7 |
| 15004630 | 570200 | BUILDING RENTAL | 146,600.00 | 146,600.00 | 59,228.55 | 11,845.71 | 82,919.97 | 4,451.48 97.0 |
| 15004630 | 590600 | INVESTIGATIVE EXPE | 56,750.00 | 56,750.00 | 1,002.40 | 244.00 | .00 | 55,747.60 1.8 |
| 15004630 | 615000 | OTHER IMPROVEMENTS | 10,500,000.00 | 10,500,000.00 | 660,385.24 | 110,880.15 | 42,614.76 | 9,797,000.00 6.7 |
| 15004630 | 664600 | CAPITAL OUTLAY-SHE | 1,156,620.00 | 1,155,471.00 | 447,300.00 | 447,300.00 | 549,936.64 | 158,234.36 86.3 |
| TOTAL SHERIFF | | 12,552,087.00 | 12,552,087.00 | 1,361,691.14 | 621,357.09 | 789,934.02 | 10,400,461.84 | 17.1% |
| TOTAL TAG GRANT | | .00 | .00 | 628,018.75 | 621,357.09 | 789,934.02 | -1,417,952.77 | 100.0% |
| TOTAL REVENUES | | -12,552,087.00 | -12,552,087.00 | -733,672.39 | .00 | .00 | -11,818,414.61 | |
| TOTAL EXPENSES | | 12,552,087.00 | 12,552,087.00 | 1,361,691.14 | 621,357.09 | 789,934.02 | 10,400,461.84 | |

152 TAG CRIMINAL JUSTICE GRANT

000 UNDEFINED

| | | | | | | | | |
|-----------------|--------|---------------|------------|------------|-----|-----|------------|---------------|
| 152 | 420100 | GRANT REVENUE | .00 | -23,910.00 | .00 | .00 | .00 | -23,910.00 .0 |
| TOTAL UNDEFINED | | .00 | -23,910.00 | .00 | .00 | .00 | -23,910.00 | .0% |

BUDGET SUMMARIES REPORT
ACCOUNT SUMMARY FEBRUARY 2024

FOR 2024 05

| | ORIGINAL APPROP | REVISED BUDGET | YTD ACTUAL | MTD ACTUAL | ENCUMBRANCES | AVAILABLE BUDGET | PCT USE/COL |
|------------------------------------|-----------------|----------------|------------|------------|--------------|------------------|-------------|
| 046 SHERIFF | | | | | | | |
| 15204630 500700 OVERTIME COMPENSAT | .00 | 10,000.00 | .00 | .00 | .00 | 10,000.00 | .0 |
| 15204630 520100 SUPPLIES/OTH OPER | .00 | 3,000.00 | .00 | .00 | .00 | 3,000.00 | .0 |
| 15204630 561400 PROFESSIONAL SERVI | .00 | 10,910.00 | .00 | .00 | .00 | 10,910.00 | .0 |
| TOTAL SHERIFF | .00 | 23,910.00 | .00 | .00 | .00 | 23,910.00 | .0% |
| TOTAL TAG CRIMINAL JUSTICE GRA | .00 | .00 | .00 | .00 | .00 | .00 | .0% |
| TOTAL REVENUES | .00 | -23,910.00 | .00 | .00 | .00 | -23,910.00 | |
| TOTAL EXPENSES | .00 | 23,910.00 | .00 | .00 | .00 | 23,910.00 | |
| 161 CDA BUSINESS CRIMES | | | | | | | |
| 000 UNDEFINED | | | | | | | |
| 161 434200 BAD CHECK COLLECTION FE | -35,000.00 | -35,000.00 | .00 | .00 | .00 | -35,000.00 | .0 |
| 161 470000 INTEREST INCOME | -3,500.00 | -3,500.00 | .00 | .00 | .00 | -3,500.00 | .0 |
| 161 481500 OTHER REFUNDS/REIMBURSE | -38,000.00 | -38,000.00 | .00 | .00 | .00 | -38,000.00 | .0 |
| 161 489900 OTHER REVENUE | -10,000.00 | -10,000.00 | .00 | .00 | .00 | -10,000.00 | .0 |
| TOTAL UNDEFINED | -86,500.00 | -86,500.00 | .00 | .00 | .00 | -86,500.00 | .0% |
| 040 DISTRICT ATTORNEY | | | | | | | |
| 16104025 520100 SUPPLIES/OTH OPER | 36,500.00 | 36,500.00 | 513.57 | 125.94 | .00 | 35,986.43 | 1.4 |
| 16104025 530100 EQUIPMENT OPER/MAI | 2,500.00 | 2,500.00 | .00 | .00 | .00 | 2,500.00 | .0 |
| 16104025 530200 VEHICLE OPERATION/ | 2,500.00 | 2,500.00 | .00 | .00 | .00 | 2,500.00 | .0 |
| 16104025 550300 TRAVEL AND TRAININ | 10,000.00 | 10,000.00 | 1,332.24 | .00 | .00 | 8,667.76 | 13.3 |
| 16104025 560800 WITNESS/INTERPRETE | 35,000.00 | 35,000.00 | 3,594.17 | 1,898.37 | .00 | 31,405.83 | 10.3 |
| TOTAL DISTRICT ATTORNEY | 86,500.00 | 86,500.00 | 5,439.98 | 2,024.31 | .00 | 81,060.02 | 6.3% |
| TOTAL CDA BUSINESS CRIMES | .00 | .00 | 5,439.98 | 2,024.31 | .00 | -5,439.98 | 100.0% |
| TOTAL REVENUES | -86,500.00 | -86,500.00 | .00 | .00 | .00 | -86,500.00 | |
| TOTAL EXPENSES | 86,500.00 | 86,500.00 | 5,439.98 | 2,024.31 | .00 | 81,060.02 | |
| 163 CDA CONTRABAND | | | | | | | |
| 000 UNDEFINED | | | | | | | |

BUDGET SUMMARIES REPORT
ACCOUNT SUMMARY FEBRUARY 2024

FOR 2024 05

| 163 | CDA CONTRABAND | ORIGINAL APPROP | REVISED BUDGET | YTD ACTUAL | MTD ACTUAL | ENCUMBRANCES | AVAILABLE BUDGET | PCT USE/COL |
|------------------------------|-------------------------|-----------------|----------------|-------------|------------|--------------|------------------|-------------|
| 163 470000 | INTEREST INCOME | -4,000.00 | -4,000.00 | .00 | .00 | .00 | -4,000.00 | .0 |
| 163 489900 | OTHER REVENUE | -96,000.00 | -96,000.00 | .00 | .00 | .00 | -96,000.00 | .0 |
| TOTAL UNDEFINED | | -100,000.00 | -100,000.00 | .00 | .00 | .00 | -100,000.00 | .0% |
| 040 DISTRICT ATTORNEY | | | | | | | | |
| 16304025 599900 | OTHER CHARGES | 100,000.00 | 100,000.00 | 8,489.63 | 4,909.11 | .00 | 91,510.37 | 8.5 |
| TOTAL DISTRICT ATTORNEY | | 100,000.00 | 100,000.00 | 8,489.63 | 4,909.11 | .00 | 91,510.37 | 8.5% |
| TOTAL CDA CONTRABAND | | .00 | .00 | 8,489.63 | 4,909.11 | .00 | -8,489.63 | 100.0% |
| TOTAL REVENUES | | -100,000.00 | -100,000.00 | .00 | .00 | .00 | -100,000.00 | |
| TOTAL EXPENSES | | 100,000.00 | 100,000.00 | 8,489.63 | 4,909.11 | .00 | 91,510.37 | |
| 164 CDA SPATTF GRANT | | | | | | | | |
| 000 UNDEFINED | | | | | | | | |
| 164 420300 | STATE GRANT REVENUE | -960,920.00 | -960,920.00 | -177,029.66 | .00 | .00 | -783,890.34 | 18.4 |
| 164 420400 | SPATTF REVENUE-FEDERAL | .00 | .00 | 2,138.90 | .00 | .00 | -2,138.90 | 100.0 |
| 164 470010 | INTEREST INCOME-PROGRAM | .00 | .00 | -11,161.63 | -155.99 | .00 | 11,161.63 | 100.0 |
| 164 470100 | INTEREST INCOME-FEDERAL | .00 | .00 | -1,839.74 | .00 | .00 | 1,839.74 | 100.0 |
| 164 480000 | IN-KIND REVENUE | -258,720.00 | -258,720.00 | -147,500.00 | -21,560.00 | .00 | -111,220.00 | 57.0 |
| 164 480520 | SPATTF PROGRAM INCOME | -39,700.00 | -39,700.00 | -25,900.23 | -3,800.00 | .00 | -13,799.77 | 65.2 |
| 164 801100 | XFER FROM GENERAL FUND | -242,828.00 | -242,828.00 | -1,193.94 | .00 | .00 | -241,634.06 | .5 |
| TOTAL UNDEFINED | | -1,502,168.00 | -1,502,168.00 | -362,486.30 | -25,515.99 | .00 | -1,139,681.70 | 24.1% |
| 040 DISTRICT ATTORNEY | | | | | | | | |
| 16404025 500600 | STAFF EMPLOYEES | 607,830.00 | 607,830.00 | 229,406.86 | 50,623.73 | .00 | 378,423.14 | 37.7 |
| 16404025 500700 | OVERTIME COMPENSAT | 12,000.00 | 12,000.00 | 3,798.35 | 1,066.91 | .00 | 8,201.65 | 31.7 |
| 16404025 500900 | PART TIME POSITION | .00 | .00 | 3,802.50 | 1,560.00 | .00 | -3,802.50 | 100.0 |
| 16404025 510100 | FICA | 37,685.00 | 37,685.00 | 13,968.26 | 3,160.75 | .00 | 23,716.74 | 37.1 |

BUDGET SUMMARIES REPORT
ACCOUNT SUMMARY FEBRUARY 2024

FOR 2024 05

| | ORIGINAL APPROP | REVISED BUDGET | YTD ACTUAL | MTD ACTUAL | ENCUMBRANCES | AVAILABLE BUDGET | PCT USE/COL |
|------------------------------------|-----------------|----------------|-------------|------------|--------------|------------------|-------------|
| 16404025 510200 MEDICARE | 8,814.00 | 8,814.00 | 3,266.77 | 739.21 | .00 | 5,547.23 | 37.1 |
| 16404025 510300 RETIREMENT | 72,332.00 | 72,332.00 | 26,331.55 | 5,916.14 | .00 | 46,000.45 | 36.4 |
| 16404025 510400 GROUP HEALTH INSUR | 67,779.00 | 67,779.00 | 19,358.13 | 3,653.81 | .00 | 48,420.87 | 28.6 |
| 16404025 510500 GROUP DENTAL INSUR | 3,735.00 | 3,735.00 | 1,231.53 | 232.09 | .00 | 2,503.47 | 33.0 |
| 16404025 510600 LIFE INSURANCE | 270.00 | 270.00 | 159.04 | 33.60 | .00 | 110.96 | 58.9 |
| 16404025 510700 UNEMPLOYMENT INSUR | 608.00 | 608.00 | 283.35 | 58.56 | .00 | 324.65 | 46.6 |
| 16404025 510900 WORKER'S COMPENSAT | 32,686.00 | 32,686.00 | 7,819.90 | 2,003.20 | .00 | 24,866.10 | 23.9 |
| 16404025 520100 SUPPLIES/OTH OPER | 160,429.00 | 160,429.00 | 53,720.50 | 15,986.79 | 36,695.73 | 70,012.77 | 56.4 |
| 16404025 523100 NON-CAPITAL EQUIPM | 19,500.00 | 19,500.00 | 17,366.21 | 7,475.21 | .00 | 2,133.79 | 89.1 |
| 16404025 550300 TRAVEL AND TRAININ | 16,000.00 | 16,000.00 | 4,377.13 | 712.89 | .00 | 11,622.87 | 27.4 |
| 16404025 562200 CONTRACT SERVICES | 205,620.00 | 205,620.00 | 85,675.00 | 17,135.00 | .00 | 119,945.00 | 41.7 |
| 16404025 640700 OTHER EQUIPMENT | 256,880.00 | 256,880.00 | 133,470.00 | .00 | 111,279.88 | 12,130.12 | 95.3 |
| TOTAL DISTRICT ATTORNEY | 1,502,168.00 | 1,502,168.00 | 604,035.08 | 110,357.89 | 147,975.61 | 750,157.31 | 50.1% |
| TOTAL CDA SPATTF GRANT | .00 | .00 | 241,548.78 | 84,841.90 | 147,975.61 | -389,524.39 | 100.0% |
| TOTAL REVENUES | -1,502,168.00 | -1,502,168.00 | -362,486.30 | -25,515.99 | .00 | -1,139,681.70 | |
| TOTAL EXPENSES | 1,502,168.00 | 1,502,168.00 | 604,035.08 | 110,357.89 | 147,975.61 | 750,157.31 | |
| 166 CDA JAG GRANT | | | | | | | |
| 000 UNDEFINED | | | | | | | |
| 166 422510 FEDERAL GRANT REVENUE-J | -104,947.00 | -104,947.00 | -66,483.50 | .00 | .00 | -38,463.50 | 63.3 |
| 166 422700 FEDERAL GRANT REVENUE-J | -86,172.00 | -86,172.00 | -42,317.81 | .00 | .00 | -43,854.19 | 49.1 |
| 166 470300 INTEREST REVENUE-JAG22 | .00 | .00 | -4,324.08 | -300.69 | .00 | 4,324.08 | 100.0 |
| 166 470900 INTEREST REVENUE JAG21 | .00 | .00 | -5,816.82 | -204.42 | .00 | 5,816.82 | 100.0 |
| TOTAL UNDEFINED | -191,119.00 | -191,119.00 | -118,942.21 | -505.11 | .00 | -72,176.79 | 62.2% |
| 040 DISTRICT ATTORNEY | | | | | | | |
| 16604025 599600 OTHER CHARGES-JAG2 | 69,947.00 | 69,947.00 | .00 | .00 | 23,740.00 | 46,207.00 | 33.9 |
| 16604025 599920 OTHER CHARGES-JAG2 | 86,172.00 | 86,172.00 | 8,217.00 | 8,217.00 | .00 | 77,955.00 | 9.5 |
| 16604025 640610 CAPITAL EQUIPMENT- | 35,000.00 | 35,000.00 | .00 | .00 | .00 | 35,000.00 | .0 |
| TOTAL DISTRICT ATTORNEY | 191,119.00 | 191,119.00 | 8,217.00 | 8,217.00 | 23,740.00 | 159,162.00 | 16.7% |
| TOTAL CDA JAG GRANT | .00 | .00 | -110,725.21 | 7,711.89 | 23,740.00 | 86,985.21 | 100.0% |
| TOTAL REVENUES | -191,119.00 | -191,119.00 | -118,942.21 | -505.11 | .00 | -72,176.79 | |
| TOTAL EXPENSES | 191,119.00 | 191,119.00 | 8,217.00 | 8,217.00 | 23,740.00 | 159,162.00 | |

BUDGET SUMMARIES REPORT
ACCOUNT SUMMARY FEBRUARY 2024

FOR 2024 05

| 168 | CDA Border Prosecution Unit | ORIGINAL APPROP | REVISED BUDGET | YTD ACTUAL | MTD ACTUAL | ENCUMBRANCES | AVAILABLE BUDGET | PCT USE/COL |
|--|--------------------------------|-----------------|----------------|------------|------------|--------------|------------------|-------------|
| 168 CDA Border Prosecution Unit | | | | | | | | |
| 000 UNDEFINED | | | | | | | | |
| 168 | 420100 GRANT REVENUE | -439,530.00 | -729,299.00 | -32,108.14 | .00 | .00 | -697,190.86 | 4.4 |
| | TOTAL UNDEFINED | -439,530.00 | -729,299.00 | -32,108.14 | .00 | .00 | -697,190.86 | 4.4% |
| 040 DISTRICT ATTORNEY | | | | | | | | |
| 16804025 | 500600 STAFF EMPLOYEES | 335,000.00 | 567,308.00 | 37,927.69 | 12,384.60 | .00 | 529,380.31 | 6.7 |
| 16804025 | 510100 FICA | 20,770.00 | 35,152.00 | 2,299.36 | 753.79 | .00 | 32,852.64 | 6.5 |
| 16804025 | 510200 MEDICARE | 4,858.00 | 8,222.00 | 537.76 | 176.29 | .00 | 7,684.24 | 6.5 |
| 16804025 | 510300 RETIREMENT | 52,921.00 | 81,924.00 | 4,213.78 | 1,375.93 | .00 | 77,710.22 | 5.1 |
| 16804025 | 510400 GROUP HEALTH INSUR | 7,532.00 | 32,115.00 | 2,135.71 | 521.24 | .00 | 29,979.29 | 6.7 |
| 16804025 | 510500 GROUP DENTAL INSUR | 416.00 | 1,635.00 | 123.08 | 30.04 | .00 | 1,511.92 | 7.5 |
| 16804025 | 510600 LIFE INSURANCE | 61.00 | 116.00 | 17.57 | 4.29 | .00 | 98.43 | 15.1 |
| 16804025 | 510700 UNEMPLOYMENT INSUR | 335.00 | 602.00 | 44.05 | 13.62 | .00 | 557.95 | 7.3 |
| 16804025 | 510900 WORKER'S COMPENSAT | 14,137.00 | -4,775.00 | 102.37 | 33.43 | .00 | -4,877.37 | -2.1 |
| 16804025 | 550300 TRAVEL AND TRAININ | 3,500.00 | 7,000.00 | .00 | .00 | .00 | 7,000.00 | .0 |
| | TOTAL DISTRICT ATTORNEY | 439,530.00 | 729,299.00 | 47,401.37 | 15,293.23 | .00 | 681,897.63 | 6.5% |
| | TOTAL CDA Border Prosecution U | .00 | .00 | 15,293.23 | 15,293.23 | .00 | -15,293.23 | 100.0% |
| | TOTAL REVENUES | -439,530.00 | -729,299.00 | -32,108.14 | .00 | .00 | -697,190.86 | |
| | TOTAL EXPENSES | 439,530.00 | 729,299.00 | 47,401.37 | 15,293.23 | .00 | 681,897.63 | |
| 171 CDA VOCA VICTIM ADV PROJECT | | | | | | | | |
| 000 UNDEFINED | | | | | | | | |
| 171 | 420300 STATE GRANT REVENUE | -111,173.00 | -111,173.00 | -36,708.85 | .00 | .00 | -74,464.15 | 33.0 |
| 171 | 801100 XFER FROM GENERAL FUND | -36,301.00 | -36,301.00 | -9,177.20 | .00 | .00 | -27,123.80 | 25.3 |
| | TOTAL UNDEFINED | -147,474.00 | -147,474.00 | -45,886.05 | .00 | .00 | -101,587.95 | 31.1% |
| 040 DISTRICT ATTORNEY | | | | | | | | |
| 17104025 | 500600 STAFF EMPLOYEES | 100,800.00 | 100,800.00 | 40,944.30 | 8,170.52 | .00 | 59,855.70 | 40.6 |

BUDGET SUMMARIES REPORT
ACCOUNT SUMMARY FEBRUARY 2024

FOR 2024 05

| | ORIGINAL APPROP | REVISED BUDGET | YTD ACTUAL | MTD ACTUAL | ENCUMBRANCES | AVAILABLE BUDGET | PCT USE/COL |
|------------------------------------|-----------------|----------------|------------|------------|--------------|------------------|-------------|
| 17104025 510100 FICA | 6,411.00 | 6,411.00 | 2,455.74 | 490.64 | .00 | 3,955.26 | 38.3 |
| 17104025 510200 MEDICARE | 1,500.00 | 1,500.00 | 574.28 | 114.74 | .00 | 925.72 | 38.3 |
| 17104025 510300 RETIREMENT | 17,305.00 | 17,305.00 | 4,548.97 | 907.76 | .00 | 12,756.03 | 26.3 |
| 17104025 510400 GROUP HEALTH INSUR | 9,251.00 | 9,251.00 | 8,250.00 | 1,650.00 | .00 | 1,001.00 | 89.2 |
| 17104025 510500 GROUP DENTAL INSUR | 415.00 | 415.00 | 352.30 | 70.46 | .00 | 62.70 | 84.9 |
| 17104025 510600 LIFE INSURANCE | 60.00 | 60.00 | 44.80 | 8.96 | .00 | 15.20 | 74.7 |
| 17104025 510700 UNEMPLOYMENT INSUR | 103.00 | 103.00 | 49.20 | 9.00 | .00 | 53.80 | 47.8 |
| 17104025 510900 WORKER'S COMPENSAT | 280.00 | 280.00 | 110.62 | 22.08 | .00 | 169.38 | 39.5 |
| 17104025 550300 TRAVEL AND TRAININ | 11,349.00 | 11,349.00 | .00 | .00 | .00 | 11,349.00 | .0 |
| TOTAL DISTRICT ATTORNEY | 147,474.00 | 147,474.00 | 57,330.21 | 11,444.16 | .00 | 90,143.79 | 38.9% |
| TOTAL CDA VOCA VICTIM ADV PROJ | .00 | .00 | 11,444.16 | 11,444.16 | .00 | -11,444.16 | 100.0% |
| TOTAL REVENUES | -147,474.00 | -147,474.00 | -45,886.05 | .00 | .00 | -101,587.95 | |
| TOTAL EXPENSES | 147,474.00 | 147,474.00 | 57,330.21 | 11,444.16 | .00 | 90,143.79 | |

202 UNLIMITED TAX ROAD BONDS

000 UNDEFINED

| | | | | | | | |
|------------------------------------|---------------|---------------|---------------|---------------|-----|-------------|-------|
| 202 400100 CURRENT AD VALOREM TAXE | -7,731,483.00 | -7,731,483.00 | -7,354,790.45 | -2,845,084.09 | .00 | -376,692.55 | 95.1 |
| 202 400400 PEN & INT - CURRENT LEV | -31,700.00 | -31,700.00 | -26.72 | -26.72 | .00 | -31,673.28 | .1 |
| 202 400500 DELIQ TAXES - PRIOR YEA | -47,163.00 | -47,163.00 | -4,850.57 | -2,217.57 | .00 | -42,312.43 | 10.3 |
| 202 400600 PEN & INT - PRIOR YEARS | -23,968.00 | -23,968.00 | -3,442.77 | -986.10 | .00 | -20,525.23 | 14.4 |
| 202 470000 INTEREST INCOME | -15,000.00 | -15,000.00 | -4,580.45 | .00 | .00 | -10,419.55 | 30.5 |
| 202 489900 OTHER REVENUE | -93,807.00 | -93,807.00 | -1,864.97 | .00 | .00 | -91,942.03 | 2.0 |
| TOTAL UNDEFINED | -7,943,121.00 | -7,943,121.00 | -7,369,555.93 | -2,848,314.48 | .00 | -573,565.07 | 92.8% |

200 DEBT SERVICE

| | | | | | | | |
|------------------------------------|---------------|---------------|---------------|---------------|-----|--------------|--------|
| 20220092 566100 DEBT SERVICE - PRI | 3,720,000.00 | 3,720,000.00 | 3,550,000.00 | 3,550,000.00 | .00 | 170,000.00 | 95.4 |
| 20220092 566200 DEBT SERVICE - INT | 4,223,121.00 | 4,223,121.00 | 2,567,721.23 | 2,566,921.23 | .00 | 1,655,399.77 | 60.8 |
| TOTAL DEBT SERVICE | 7,943,121.00 | 7,943,121.00 | 6,117,721.23 | 6,116,921.23 | .00 | 1,825,399.77 | 77.0% |
| TOTAL UNLIMITED TAX ROAD BONDS | .00 | .00 | -1,251,834.70 | 3,268,606.75 | .00 | 1,251,834.70 | 100.0% |
| TOTAL REVENUES | -7,943,121.00 | -7,943,121.00 | -7,369,555.93 | -2,848,314.48 | .00 | -573,565.07 | |
| TOTAL EXPENSES | 7,943,121.00 | 7,943,121.00 | 6,117,721.23 | 6,116,921.23 | .00 | 1,825,399.77 | |

203 GEN OB REFUNDING BOND SRS 2021

BUDGET SUMMARIES REPORT
ACCOUNT SUMMARY FEBRUARY 2024

FOR 2024 05

| 203 | GEN OB REFUNDING BOND SRS 2021 | ORIGINAL APPROP | REVISED BUDGET | YTD ACTUAL | MTD ACTUAL | ENCUMBRANCES | AVAILABLE BUDGET | PCT USE/COL |
|---|--------------------------------|-----------------|----------------|-------------|-------------|--------------|------------------|-------------|
| 000 UNDEFINED | | | | | | | | |
| 203 400100 | CURRENT AD VALOREM TAXE | -894,117.00 | -894,117.00 | -846,556.98 | -327,477.15 | .00 | -47,560.02 | 94.7 |
| 203 400400 | PEN & INT - CURRENT LEV | -3,748.00 | -3,748.00 | -3.08 | -3.08 | .00 | -3,744.92 | .1 |
| 203 400500 | DELIQ TAXES - PRIOR YEA | -5,576.00 | -5,576.00 | -16,641.57 | -7,608.18 | .00 | 11,065.57 | 298.4 |
| 203 400600 | PEN & INT - PRIOR YEARS | -2,834.00 | -2,834.00 | -11,811.73 | -3,383.18 | .00 | 8,977.73 | 416.8 |
| 203 470000 | INTEREST INCOME | -8,000.00 | -8,000.00 | -28,297.79 | .00 | .00 | 20,297.79 | 353.7 |
| TOTAL UNDEFINED | | -914,275.00 | -914,275.00 | -903,311.15 | -338,471.59 | .00 | -10,963.85 | 98.8% |
| 200 DEBT SERVICE | | | | | | | | |
| 20320092 566100 | DEBT SERVICE - PRI | 865,000.00 | 865,000.00 | 865,000.00 | 865,000.00 | .00 | .00 | 100.0 |
| 20320092 566200 | DEBT SERVICE - INT | 49,275.00 | 49,275.00 | 31,275.00 | 30,875.00 | .00 | 18,000.00 | 63.5 |
| TOTAL DEBT SERVICE | | 914,275.00 | 914,275.00 | 896,275.00 | 895,875.00 | .00 | 18,000.00 | 98.0% |
| TOTAL GEN OB REFUNDING BOND SR | | .00 | .00 | -7,036.15 | 557,403.41 | .00 | 7,036.15 | 100.0% |
| TOTAL REVENUES | | -914,275.00 | -914,275.00 | -903,311.15 | -338,471.59 | .00 | -10,963.85 | |
| TOTAL EXPENSES | | 914,275.00 | 914,275.00 | 896,275.00 | 895,875.00 | .00 | 18,000.00 | |
| 208 SPECIAL TAX REVENUE BONDS 2020 | | | | | | | | |
| 000 UNDEFINED | | | | | | | | |
| 208 470000 | INTEREST INCOME | -35,000.00 | -35,000.00 | -6,325.38 | .00 | .00 | -28,674.62 | 18.1 |
| 208 807900 | XFER FROM VENUE HOT STV | -1,210,570.00 | -1,210,570.00 | .00 | .00 | .00 | -1,210,570.00 | .0 |
| 208 907900 | XFER TO VENUE TAX | 35,000.00 | 35,000.00 | .00 | .00 | .00 | 35,000.00 | .0 |
| TOTAL UNDEFINED | | -1,210,570.00 | -1,210,570.00 | -6,325.38 | .00 | .00 | -1,204,244.62 | .5% |
| 200 DEBT SERVICE | | | | | | | | |
| 20820092 566100 | DEBT SERVICE - PRI | 485,000.00 | 485,000.00 | .00 | .00 | .00 | 485,000.00 | .0 |
| 20820092 566200 | DEBT SERVICE - INT | 120,285.00 | 120,285.00 | .00 | .00 | .00 | 120,285.00 | .0 |
| 20820092 566300 | Debt Service Reser | 605,285.00 | 605,285.00 | .00 | .00 | .00 | 605,285.00 | .0 |

BUDGET SUMMARIES REPORT
ACCOUNT SUMMARY FEBRUARY 2024

FOR 2024 05

| | ORIGINAL APPROP | REVISED BUDGET | YTD ACTUAL | MTD ACTUAL | ENCUMBRANCES | AVAILABLE BUDGET | PCT USE/COL |
|---------------------------------------|-----------------|----------------|-------------|------------|--------------|------------------|-------------|
| TOTAL DEBT SERVICE | 1,210,570.00 | 1,210,570.00 | .00 | .00 | .00 | 1,210,570.00 | .0% |
| TOTAL SPECIAL TAX REVENUE BOND | .00 | .00 | -6,325.38 | .00 | .00 | 6,325.38 | 100.0% |
| TOTAL REVENUES | -1,245,570.00 | -1,245,570.00 | -6,325.38 | .00 | .00 | -1,239,244.62 | |
| TOTAL EXPENSES | 1,245,570.00 | 1,245,570.00 | .00 | .00 | .00 | 1,245,570.00 | |
| 301 MPO ROAD CONSTRUCTION | | | | | | | |
| 000 UNDEFINED | | | | | | | |
| 301 470000 INTEREST INCOME | -29,313.00 | -29,313.00 | -3,655.88 | .00 | .00 | -25,657.12 | 12.5 |
| 301 736100 DRAW FROM RESERVES | -563,979.00 | -563,979.00 | .00 | .00 | .00 | -563,979.00 | .0 |
| 301 801100 XFER FROM GENERAL FUND | -250,000.00 | -250,000.00 | .00 | .00 | .00 | -250,000.00 | .0 |
| TOTAL UNDEFINED | -843,292.00 | -843,292.00 | -3,655.88 | .00 | .00 | -839,636.12 | .4% |
| 300 CAPITAL PROJECTS | | | | | | | |
| 30130093 562200 CONTRACT SERVICES | 843,292.00 | 843,292.00 | .00 | .00 | .00 | 843,292.00 | .0 |
| TOTAL CAPITAL PROJECTS | 843,292.00 | 843,292.00 | .00 | .00 | .00 | 843,292.00 | .0% |
| TOTAL MPO ROAD CONSTRUCTION | .00 | .00 | -3,655.88 | .00 | .00 | 3,655.88 | 100.0% |
| TOTAL REVENUES | -843,292.00 | -843,292.00 | -3,655.88 | .00 | .00 | -839,636.12 | |
| TOTAL EXPENSES | 843,292.00 | 843,292.00 | .00 | .00 | .00 | 843,292.00 | |
| 302 TAX ROAD BOND CONSTRUCTION | | | | | | | |
| 000 UNDEFINED | | | | | | | |
| 302 470000 INTEREST INCOME | -750,000.00 | -750,000.00 | -574,170.06 | .00 | .00 | -175,829.94 | 76.6 |
| 302 736100 DRAW FROM RESERVES | -59,059,148.00 | -59,059,148.00 | .00 | .00 | .00 | -59,059,148.00 | .0 |
| TOTAL UNDEFINED | -59,809,148.00 | -59,809,148.00 | -574,170.06 | .00 | .00 | -59,234,977.94 | 1.0% |
| 300 CAPITAL PROJECTS | | | | | | | |
| 30230093 520100 SUPPLIES/OTH OPER | 200,000.00 | 200,000.00 | .00 | .00 | .00 | 200,000.00 | .0 |

BUDGET SUMMARIES REPORT
ACCOUNT SUMMARY FEBRUARY 2024

FOR 2024 05

| | ORIGINAL APPROP | REVISED BUDGET | YTD ACTUAL | MTD ACTUAL | ENCUMBRANCES | AVAILABLE BUDGET | PCT USE/COL |
|------------------------------------|-----------------|----------------|--------------|------------|--------------|------------------|-------------|
| 30230093 561400 PROFESSIONAL SERVI | 5,000,000.00 | 5,000,000.00 | 709,632.36 | 116,387.26 | 2,025,867.30 | 2,264,500.34 | 54.7 |
| 30230093 562200 CONTRACT SERVICES | 51,609,148.00 | 51,609,148.00 | 1,669,691.41 | 305,175.70 | 104,034.36 | 49,835,422.23 | 3.4 |
| 30230093 591600 RIGHT OF WAY EXPEN | 3,000,000.00 | 3,000,000.00 | 610,828.61 | .00 | 670,333.39 | 1,718,838.00 | 42.7 |
| TOTAL CAPITAL PROJECTS | 59,809,148.00 | 59,809,148.00 | 2,990,152.38 | 421,562.96 | 2,800,235.05 | 54,018,760.57 | 9.7% |
| TOTAL TAX ROAD BOND CONSTRUCTIO | .00 | .00 | 2,415,982.32 | 421,562.96 | 2,800,235.05 | -5,216,217.37 | 100.0% |
| TOTAL REVENUES | -59,809,148.00 | -59,809,148.00 | -574,170.06 | .00 | .00 | -59,234,977.94 | |
| TOTAL EXPENSES | 59,809,148.00 | 59,809,148.00 | 2,990,152.38 | 421,562.96 | 2,800,235.05 | 54,018,760.57 | |

304 MEDICAL EXAMINER CONSTRUCTION

000 UNDEFINED

| | | | | | | | |
|--------------------------------|-----|-----|----------------|----------------|-----|---------------|--------|
| 304 485500 BOND PROCEEDS | .00 | .00 | -35,492,951.17 | -35,492,951.17 | .00 | 35,492,951.17 | 100.0 |
| TOTAL UNDEFINED | .00 | .00 | -35,492,951.17 | -35,492,951.17 | .00 | 35,492,951.17 | 100.0% |
| TOTAL MEDICAL EXAMINER CONSTRU | .00 | .00 | -35,492,951.17 | -35,492,951.17 | .00 | 35,492,951.17 | 100.0% |
| TOTAL REVENUES | .00 | .00 | -35,492,951.17 | -35,492,951.17 | .00 | 35,492,951.17 | |

307 CRTC RENOVATIONS #2

000 UNDEFINED

| | | | | | | | |
|-----------------------------------|---------------|---------------|------------|-----|-----|---------------|------|
| 307 470000 INTEREST INCOME | -60,000.00 | -60,000.00 | -23,212.89 | .00 | .00 | -36,787.11 | 38.7 |
| 307 736100 DRAW FROM RESERVES | -2,400,000.00 | -2,400,000.00 | .00 | .00 | .00 | -2,400,000.00 | .0 |
| 307 801100 XFER FROM GENERAL FUND | -2,753,000.00 | -2,753,000.00 | .00 | .00 | .00 | -2,753,000.00 | .0 |
| TOTAL UNDEFINED | -5,213,000.00 | -5,213,000.00 | -23,212.89 | .00 | .00 | -5,189,787.11 | .4% |

300 CAPITAL PROJECTS

| | | | | | | | |
|------------------------------------|--------------|--------------|--------------|------------|--------------|------------|-------|
| 30730093 561400 PROFESSIONAL SERVI | 80,000.00 | 145,000.00 | 19,489.99 | 13,145.00 | 103,010.01 | 22,500.00 | 84.5 |
| 30730093 610000 BUILDINGS | 5,133,000.00 | 5,068,000.00 | 1,038,697.16 | 762,115.58 | 3,214,085.23 | 815,217.61 | 83.9 |
| TOTAL CAPITAL PROJECTS | 5,213,000.00 | 5,213,000.00 | 1,058,187.15 | 775,260.58 | 3,317,095.24 | 837,717.61 | 83.9% |

BUDGET SUMMARIES REPORT
ACCOUNT SUMMARY FEBRUARY 2024

FOR 2024 05

| | ORIGINAL APPROP | REVISED BUDGET | YTD ACTUAL | MTD ACTUAL | ENCUMBRANCES | AVAILABLE BUDGET | PCT USE/COL |
|------------------------------------|-----------------|----------------|--------------|-------------|--------------|------------------|-------------|
| TOTAL CRTC RENOVATIONS #2 | .00 | .00 | 1,034,974.26 | 775,260.58 | 3,317,095.24 | -4,352,069.50 | 100.0% |
| TOTAL REVENUES | -5,213,000.00 | -5,213,000.00 | -23,212.89 | .00 | .00 | -5,189,787.11 | |
| TOTAL EXPENSES | 5,213,000.00 | 5,213,000.00 | 1,058,187.15 | 775,260.58 | 3,317,095.24 | 837,717.61 | |
| 308 VENUE CAPITAL PROJECT | | | | | | | |
| 000 UNDEFINED | | | | | | | |
| 308 470000 INTEREST INCOME | -20,000.00 | -20,000.00 | -1,119.14 | .00 | .00 | -18,880.86 | 5.6 |
| 308 736100 DRAW FROM RESERVES | -180,200.00 | -180,200.00 | .00 | .00 | .00 | -180,200.00 | .0 |
| 308 807900 XFER FROM VENUE HOT STV | .00 | -1,800,000.00 | .00 | .00 | .00 | -1,800,000.00 | .0 |
| TOTAL UNDEFINED | -200,200.00 | -2,000,200.00 | -1,119.14 | .00 | .00 | -1,999,080.86 | .1% |
| 300 CAPITAL PROJECTS | | | | | | | |
| 30830093 561400 PROFESSIONAL SERVI | .00 | 1,800,000.00 | 1,271,290.00 | .00 | .00 | 528,710.00 | 70.6 |
| 30830093 599900 OTHER CHARGES | 200,200.00 | 200,200.00 | .00 | .00 | .00 | 200,200.00 | .0 |
| TOTAL CAPITAL PROJECTS | 200,200.00 | 2,000,200.00 | 1,271,290.00 | .00 | .00 | 728,910.00 | 63.6% |
| TOTAL VENUE CAPITAL PROJECT | .00 | .00 | 1,270,170.86 | .00 | .00 | -1,270,170.86 | 100.0% |
| TOTAL REVENUES | -200,200.00 | -2,000,200.00 | -1,119.14 | .00 | .00 | -1,999,080.86 | |
| TOTAL EXPENSES | 200,200.00 | 2,000,200.00 | 1,271,290.00 | .00 | .00 | 728,910.00 | |
| 401 EMPLOYEE HEALTH BENEFIT | | | | | | | |
| 000 UNDEFINED | | | | | | | |
| 401 470000 INTEREST INCOME | -180,000.00 | -180,000.00 | -36,249.79 | .00 | .00 | -143,750.21 | 20.1 |
| 401 480600 INSURANCE REIMBURSEMENT | -50,000.00 | -50,000.00 | .00 | .00 | .00 | -50,000.00 | .0 |
| 401 483010 SURVIVOR SB872 INSURANC | -8,000.00 | -8,000.00 | .00 | .00 | .00 | -8,000.00 | .0 |
| 401 483100 COBRA INSURANCE PREMIUM | -10,000.00 | -10,000.00 | -7,484.89 | -1,488.14 | .00 | -2,515.11 | 74.8 |
| 401 483200 RETIREE INSURANCE PREMI | -160,000.00 | -160,000.00 | -42,430.00 | -10,710.00 | .00 | -117,570.00 | 26.5 |
| 401 484400 STOP LOSS REIMBURSEMENT | -250,000.00 | -250,000.00 | -555,051.21 | -118,466.42 | .00 | 305,051.21 | 222.0 |
| 401 485100 EMPLOYEE MEDICAL SHARE | -1,800,000.00 | -1,800,000.00 | -759,924.49 | -140,939.74 | .00 | -1,040,075.51 | 42.2 |

BUDGET SUMMARIES REPORT
ACCOUNT SUMMARY FEBRUARY 2024

FOR 2024 05

| 401 | EMPLOYEE HEALTH BENEFIT | ORIGINAL APPROP | REVISED BUDGET | YTD ACTUAL | MTD ACTUAL | ENCUMBRANCES | AVAILABLE BUDGET | PCT USE/COL |
|-----------------|-------------------------|-----------------|----------------|---------------|---------------|--------------|------------------|-------------|
| 401 485200 | COUNTY MEDICAL SHARE | -10,614,000.00 | -10,614,000.00 | -4,270,619.24 | -793,107.83 | .00 | -6,343,380.76 | 40.2 |
| 401 489900 | OTHER REVENUE | -25,000.00 | -25,000.00 | -2,040.40 | -1,447.40 | .00 | -22,959.60 | 8.2 |
| 401 736100 | DRAW FROM RESERVES | -2,368,000.00 | -2,368,000.00 | .00 | .00 | .00 | -2,368,000.00 | .0 |
| TOTAL UNDEFINED | | -15,465,000.00 | -15,465,000.00 | -5,673,800.02 | -1,066,159.53 | .00 | -9,791,199.98 | 36.7% |

400 BENEFITS

| | | | | | | | | |
|-------------------------------|--------------------|----------------|----------------|---------------|---------------|--------------|---------------|--------|
| 40140094 561400 | PROFESSIONAL SERVI | 40,000.00 | 40,000.00 | .00 | .00 | .00 | 40,000.00 | .0 |
| 40140094 562200 | CONTRACT SERVICES | 750,000.00 | 750,000.00 | 279,797.70 | 4,068.95 | 389,702.30 | 80,500.00 | 89.3 |
| 40140094 581510 | EMPLOYEE HEALTH BE | 12,500,000.00 | 12,500,000.00 | 5,153,269.40 | 779,273.12 | 7,346,230.60 | 500.00 | 100.0 |
| 40140094 581600 | HSA EMPLOYER CONTR | 1,000,000.00 | 1,000,000.00 | 1,294,833.83 | 27,000.00 | .00 | -294,833.83 | 129.5 |
| 40140094 581700 | RETIREE HRA PAYMEN | 175,000.00 | 175,000.00 | 99,408.95 | 31,606.53 | .00 | 75,591.05 | 56.8 |
| 40140094 581800 | MEDICAL STOP LOSS | 1,000,000.00 | 1,000,000.00 | 393,786.92 | 83,439.43 | 606,213.08 | .00 | 100.0 |
| TOTAL BENEFITS | | 15,465,000.00 | 15,465,000.00 | 7,221,096.80 | 925,388.03 | 8,342,145.98 | -98,242.78 | 100.6% |
| TOTAL EMPLOYEE HEALTH BENEFIT | | .00 | .00 | 1,547,296.78 | -140,771.50 | 8,342,145.98 | -9,889,442.76 | 100.0% |
| TOTAL REVENUES | | -15,465,000.00 | -15,465,000.00 | -5,673,800.02 | -1,066,159.53 | .00 | -9,791,199.98 | |
| TOTAL EXPENSES | | 15,465,000.00 | 15,465,000.00 | 7,221,096.80 | 925,388.03 | 8,342,145.98 | -98,242.78 | |

403 WORKERS COMPENSATION

000 UNDEFINED

| | | | | | | | | |
|-----------------|-------------------------|---------------|---------------|---------------|-------------|-----|---------------|-------|
| 403 470000 | INTEREST INCOME | -100,000.00 | -100,000.00 | -106,480.68 | .00 | .00 | 6,480.68 | 106.5 |
| 403 480600 | INSURANCE REIMBURSEMENT | -10,000.00 | -10,000.00 | .00 | .00 | .00 | -10,000.00 | .0 |
| 403 485210 | COUNTY W/C SHARE | -1,800,000.00 | -1,800,000.00 | -960,753.02 | -263,741.88 | .00 | -839,246.98 | 53.4 |
| 403 489900 | OTHER REVENUE | -500.00 | -500.00 | .00 | .00 | .00 | -500.00 | .0 |
| 403 736100 | DRAW FROM RESERVES | -3,756,475.00 | -3,756,475.00 | .00 | .00 | .00 | -3,756,475.00 | .0 |
| 403 901100 | XFER TO GENERAL FUND | 3,756,475.00 | 3,756,475.00 | .00 | .00 | .00 | 3,756,475.00 | .0 |
| TOTAL UNDEFINED | | -1,910,500.00 | -1,910,500.00 | -1,067,233.70 | -263,741.88 | .00 | -843,266.30 | 55.9% |

400 BENEFITS

| | | | | | | | | |
|-----------------|-------------------|--------|--------|-----|-----|-----|--------|----|
| 40340094 520100 | SUPPLIES/OTH OPER | 500.00 | 500.00 | .00 | .00 | .00 | 500.00 | .0 |
|-----------------|-------------------|--------|--------|-----|-----|-----|--------|----|

BUDGET SUMMARIES REPORT
ACCOUNT SUMMARY FEBRUARY 2024

FOR 2024 05

| | ORIGINAL APPROP | REVISED BUDGET | YTD ACTUAL | MTD ACTUAL | ENCUMBRANCES | AVAILABLE BUDGET | PCT USE/COL |
|------------------------------------|-----------------|----------------|----------------|----------------|---------------|------------------|-------------|
| 40340094 562200 CONTRACT SERVICES | 200,000.00 | 200,000.00 | 4,505.00 | 930.00 | 85,504.00 | 109,991.00 | 45.0 |
| 40340094 580110 INSURANCE PREMIUM | 300,000.00 | 300,000.00 | 235,129.00 | .00 | .00 | 64,871.00 | 78.4 |
| 40340094 581520 WORKERS COMP CLAIM | 1,410,000.00 | 1,410,000.00 | 344,614.07 | 37,937.22 | 355,385.93 | 710,000.00 | 49.6 |
| TOTAL BENEFITS | 1,910,500.00 | 1,910,500.00 | 584,248.07 | 38,867.22 | 440,889.93 | 885,362.00 | 53.7% |
| TOTAL WORKERS COMPENSATION | .00 | .00 | -482,985.63 | -224,874.66 | 440,889.93 | 42,095.70 | 100.0% |
| TOTAL REVENUES | -5,666,975.00 | -5,666,975.00 | -1,067,233.70 | -263,741.88 | .00 | -4,599,741.30 | |
| TOTAL EXPENSES | 5,666,975.00 | 5,666,975.00 | 584,248.07 | 38,867.22 | 440,889.93 | 4,641,837.00 | |
| GRAND TOTAL | .00 | 38,000.00 | -98,847,014.69 | -56,111,969.45 | 44,828,693.72 | 54,056,320.97 | *****% |

** END OF REPORT - Generated by Scott, Rhonda **

Budget Report

For Fiscal: 2023-2024 Period Ending 02/29/24

Group/Fund Summary

BUDGET SUMMARIES REPORT
GROUP SUMMARY FEBRUARY 2024

FOR 2024 05

| | ORIGINAL APPROP | REVISED BUDGET | YTD ACTUAL | MTD ACTUAL | ENCUMBRANCES | AVAILABLE BUDGET | PCT USE/COL |
|--------------------------------|-----------------|-----------------|----------------|----------------|---------------|------------------|-------------|
| 011 GENERAL FUND | | | | | | | |
| 000 UNDEFINED | -143,177,413.00 | -143,116,152.00 | -99,164,697.94 | -38,008,018.90 | 100.00 | -43,951,554.06 | 69.3% |
| 001 COMMISSIONERS' COURT | 745,663.00 | 745,663.00 | 277,817.33 | 55,881.31 | 3,206.46 | 464,639.21 | 37.7% |
| 002 COUNTY JUDGE | 397,866.00 | 397,866.00 | 150,162.71 | 29,503.22 | 656.43 | 247,046.86 | 37.9% |
| 003 COUNTY CLERK | 1,492,950.00 | 1,492,950.00 | 495,324.79 | 97,127.21 | 15,139.51 | 982,485.70 | 34.2% |
| 005 INFORMATION TECHNOLOGY SER | 14,700,345.00 | 14,732,100.00 | 5,075,343.71 | 1,173,705.22 | 1,100,150.62 | 8,556,605.67 | 41.9% |
| 007 NON DEPARTMENTAL | 7,292,234.00 | 7,028,878.00 | 2,108,989.07 | 941,801.53 | 1,057,961.91 | 3,861,927.02 | 45.1% |
| 009 TREASURER | 457,360.00 | 457,360.00 | 177,699.03 | 36,908.84 | 5,395.62 | 274,265.35 | 40.0% |
| 010 TAX ASSESSOR/COLLECTOR | 2,555,868.00 | 2,555,868.00 | 869,141.19 | 172,947.87 | 12,391.05 | 1,674,335.76 | 34.5% |
| 011 PURCHASING | 511,416.00 | 582,860.00 | 185,769.87 | 35,907.96 | 12,551.83 | 384,538.30 | 34.0% |
| 012 AUDITOR | 1,768,090.00 | 1,768,090.00 | 500,475.50 | 116,551.26 | 5,499.41 | 1,262,115.09 | 28.6% |
| 013 HUMAN RESOURCES | 1,040,836.00 | 1,025,836.00 | 384,989.34 | 86,975.09 | 37,923.99 | 602,922.67 | 41.2% |
| 014 COURTS | 5,456,925.00 | 5,456,925.00 | 1,976,321.34 | 397,161.62 | 23,405.99 | 3,457,197.67 | 36.6% |
| 015 APPELLATE COURTS | 23,604.00 | 23,604.00 | 8,806.56 | 1,761.32 | .00 | 14,797.44 | 37.3% |
| 023 DISTRICT CLERK | 2,141,036.00 | 2,141,036.00 | 767,922.49 | 173,311.96 | 38,880.76 | 1,334,232.75 | 37.7% |
| 030 JUDICIAL COMPLIANCE | 448,369.00 | 448,369.00 | 162,170.32 | 31,814.28 | .00 | 286,198.68 | 36.2% |
| 031 JUSTICE OF THE PEACE PCT 1 | 396,569.00 | 400,799.00 | 144,570.57 | 30,479.32 | 1,775.48 | 254,452.95 | 36.5% |
| 032 JUSTICE OF THE PEACE PCT 2 | 369,367.00 | 369,367.00 | 134,383.61 | 26,157.74 | 2,260.05 | 232,723.34 | 37.0% |
| 033 JUSTICE OF THE PEACE PCT 3 | 428,893.00 | 428,893.00 | 150,667.80 | 30,097.87 | 2,118.94 | 276,106.26 | 35.6% |
| 034 JUSTICE OF THE PEACE PCT 4 | 419,291.00 | 419,291.00 | 150,863.01 | 29,710.45 | 4,223.61 | 264,204.38 | 37.0% |
| 038 CENTRAL JURY | 377,260.00 | 377,260.00 | 74,049.07 | 10,824.75 | 6,385.68 | 296,825.25 | 21.3% |
| 039 JUDICIAL | 8,259,083.00 | 8,259,083.00 | 4,381,598.41 | 199,532.20 | 2,456,370.48 | 1,421,114.11 | 82.8% |
| 040 DISTRICT ATTORNEY | 9,401,147.00 | 9,401,147.00 | 3,269,504.78 | 700,955.17 | 262,905.56 | 5,868,736.66 | 37.6% |
| 041 CONSTABLE PCT 1 | 257,252.00 | 257,252.00 | 69,497.54 | 19,142.56 | 12,995.05 | 174,759.41 | 32.1% |
| 042 CONSTABLE PCT 2 | 114,015.00 | 114,015.00 | 37,170.89 | 7,441.70 | 4,064.94 | 72,779.17 | 36.2% |
| 043 CONSTABLE PCT 3 | 99,269.00 | 99,269.00 | 35,510.29 | 8,816.23 | 6,719.17 | 57,039.54 | 42.5% |
| 044 CONSTABLE PCT 4 | 98,188.00 | 98,188.00 | 18,836.04 | 5,739.79 | 4,826.35 | 74,525.61 | 24.1% |
| 045 MEDICAL EXAMINER | 3,073,241.00 | 3,073,241.00 | 906,739.08 | 194,626.32 | 1,130,721.84 | 1,035,780.08 | 66.3% |
| 046 SHERIFF | 21,109,954.00 | 21,285,681.00 | 7,111,429.91 | 1,424,197.79 | 2,779,458.84 | 11,394,792.25 | 46.5% |
| 047 DETENTION CENTER | 37,091,322.00 | 37,144,061.00 | 13,900,297.84 | 2,936,870.57 | 3,611,173.04 | 19,632,590.12 | 47.1% |
| 048 INMATE TRANSPORTATION | 5,768,350.00 | 5,723,350.00 | 1,280,540.34 | 372,917.35 | 4,091,763.67 | 351,045.99 | 93.9% |
| 049 PUBLIC SAFETY | 2,203,352.00 | 2,203,352.00 | 1,753,303.75 | 172,088.00 | 246,694.25 | 203,354.00 | 90.8% |
| 057 COMM SUPERVISION & CORRECT | 14,401.00 | 14,401.00 | 1,328.86 | 209.82 | 2,671.14 | 10,401.00 | 27.8% |
| 061 FACILITY MAINTENANCE | 9,508,726.00 | 9,434,926.00 | 2,852,922.33 | 670,396.79 | 1,270,386.13 | 5,311,617.54 | 43.7% |
| 064 AUTO THEFT TASK FORCE | 8,650.00 | 8,650.00 | 2,353.69 | .00 | .00 | 6,296.31 | 27.2% |
| 068 GENERAL ASSISTANCE | 579,585.00 | 579,585.00 | 184,464.56 | 50,566.13 | 887.96 | 394,232.48 | 32.0% |
| 070 VETERAN'S AFFAIRS | 76,702.00 | 76,702.00 | 29,707.87 | 5,737.21 | .00 | 46,994.13 | 38.7% |
| 072 TEXAS AgrILIFE EXT | 451,552.00 | 451,552.00 | 125,253.41 | 28,623.75 | 9,142.83 | 317,155.76 | 29.8% |
| 077 ELECTIONS | 2,845,475.00 | 2,845,475.00 | 913,000.30 | 102,839.81 | 578,739.76 | 1,353,734.94 | 52.4% |
| 089 LIBRARY SERVICES | 244,345.00 | 244,345.00 | 239,785.00 | .00 | .00 | 4,560.00 | 98.1% |
| 090 PUBLIC WORKS | 948,862.00 | 948,862.00 | 161,035.95 | 47,287.42 | 30,882.77 | 756,943.28 | 20.2% |
| TOTAL REVENUES | -153,915,013.00 | -153,922,752.00 | -99,591,735.70 | -38,091,352.24 | 100.00 | -54,331,116.30 | |
| TOTAL EXPENSES | 153,915,013.00 | 153,922,752.00 | 51,496,785.91 | 10,509,950.77 | 18,830,331.12 | 83,595,634.97 | |

BUDGET SUMMARIES REPORT
GROUP SUMMARY FEBRUARY 2024

FOR 2024 05

| 020 | CONSOLIDATED ROAD AND BRIDGE | ORIGINAL APPROP | REVISED BUDGET | YTD ACTUAL | MTD ACTUAL | ENCUMBRANCES | AVAILABLE BUDGET | PCT USE/COL |
|---|------------------------------|-----------------|----------------|---------------|--------------|--------------|------------------|-------------|
| 020 CONSOLIDATED ROAD AND BRIDGE | | | | | | | | |
| 000 | UNDEFINED | -16,937,227.00 | -16,937,227.00 | -1,488,334.50 | -303,341.30 | .00 | -15,448,892.50 | 8.8% |
| 190 | CONSOLIDATED ROAD AND BRID | 16,937,227.00 | 16,937,227.00 | 4,727,030.24 | 1,673,448.01 | 4,015,579.17 | 8,194,617.59 | 51.6% |
| | TOTAL REVENUES | -16,937,227.00 | -16,937,227.00 | -1,488,334.50 | -303,341.30 | .00 | -15,448,892.50 | |
| | TOTAL EXPENSES | 16,937,227.00 | 16,937,227.00 | 4,727,030.24 | 1,673,448.01 | 4,015,579.17 | 8,194,617.59 | |
| 031 PRECINCT 1 PARK | | | | | | | | |
| 000 | UNDEFINED | -186,599.00 | -186,599.00 | -151,579.89 | -54,996.09 | .00 | -35,019.11 | 81.2% |
| 191 | PRECINCT 1 PARK | 186,599.00 | 186,599.00 | 24,112.10 | 5,091.89 | 9,535.83 | 152,951.07 | 18.0% |
| | TOTAL REVENUES | -245,083.00 | -245,083.00 | -151,579.89 | -54,996.09 | .00 | -93,503.11 | |
| | TOTAL EXPENSES | 245,083.00 | 245,083.00 | 24,112.10 | 5,091.89 | 9,535.83 | 211,435.07 | |
| 032 SLATON/ROOSEVELT PARK | | | | | | | | |
| 000 | UNDEFINED | -160,582.00 | -160,582.00 | -146,183.16 | -56,396.09 | .00 | -14,398.84 | 91.0% |
| 192 | PRECINCT 2 PARK | 160,582.00 | 160,582.00 | 37,215.23 | 12,357.14 | 25,047.76 | 98,319.01 | 38.8% |
| | TOTAL REVENUES | -160,582.00 | -160,582.00 | -146,183.16 | -56,396.09 | .00 | -14,398.84 | |
| | TOTAL EXPENSES | 160,582.00 | 160,582.00 | 37,215.23 | 12,357.14 | 25,047.76 | 98,319.01 | |
| 033 IDALOU/NEW DEAL PARK | | | | | | | | |
| 000 | UNDEFINED | -100,631.00 | -100,631.00 | -146,047.98 | -54,996.09 | .00 | 45,416.98 | 145.1% |
| 193 | PRECINCT 3 PARK | 100,631.00 | 100,631.00 | 36,864.69 | 6,032.36 | 10,484.44 | 53,281.87 | 47.1% |
| | TOTAL REVENUES | -159,115.00 | -159,115.00 | -146,047.98 | -54,996.09 | .00 | -13,067.02 | |
| | TOTAL EXPENSES | 159,115.00 | 159,115.00 | 36,864.69 | 6,032.36 | 10,484.44 | 111,765.87 | |
| 034 SHALLOWATER PARK | | | | | | | | |
| 000 | UNDEFINED | -119,427.00 | -119,427.00 | -147,338.83 | -54,596.09 | .00 | 27,911.83 | 123.4% |
| 194 | PRECINCT 4 PARK | 119,427.00 | 119,427.00 | 12,040.40 | 2,900.37 | 8,817.10 | 98,569.50 | 17.5% |
| | TOTAL REVENUES | -177,911.00 | -177,911.00 | -147,338.83 | -54,596.09 | .00 | -30,572.17 | |
| | TOTAL EXPENSES | 177,911.00 | 177,911.00 | 12,040.40 | 2,900.37 | 8,817.10 | 157,053.50 | |
| 041 PERMANENT IMPROVEMENT | | | | | | | | |

BUDGET SUMMARIES REPORT
GROUP SUMMARY FEBRUARY 2024

FOR 2024 05

| 041 | PERMANENT IMPROVEMENT | ORIGINAL APPROP | REVISED BUDGET | YTD ACTUAL | MTD ACTUAL | ENCUMBRANCES | AVAILABLE BUDGET | PCT USE/COL |
|---|-----------------------|-----------------|----------------|---------------|---------------|--------------|------------------|-------------|
| 000 | UNDEFINED | -9,170,610.00 | -9,239,610.00 | -2,890,292.17 | -1,103,065.51 | .00 | -6,349,317.83 | 31.3% |
| 061 | FACILITY MAINTENANCE | 9,170,610.00 | 9,239,610.00 | 2,435,930.15 | 1,168,274.56 | 2,774,754.96 | 4,028,924.89 | 56.4% |
| | TOTAL REVENUES | -9,170,610.00 | -9,239,610.00 | -2,890,292.17 | -1,103,065.51 | .00 | -6,349,317.83 | |
| | TOTAL EXPENSES | 9,170,610.00 | 9,239,610.00 | 2,435,930.15 | 1,168,274.56 | 2,774,754.96 | 4,028,924.89 | |
| 043 LCETRZ NOI TAX INCREMENT FUND | | | | | | | | |
| 000 | UNDEFINED | -191,000.00 | -191,000.00 | -4,341.00 | .00 | .00 | -186,659.00 | 2.3% |
| 090 | PUBLIC WORKS | 191,000.00 | 191,000.00 | .00 | .00 | .00 | 191,000.00 | .0% |
| | TOTAL REVENUES | -191,000.00 | -191,000.00 | -4,341.00 | .00 | .00 | -186,659.00 | |
| | TOTAL EXPENSES | 191,000.00 | 191,000.00 | .00 | .00 | .00 | 191,000.00 | |
| 046 TJJD (P) JJAEP GRANT | | | | | | | | |
| 000 | UNDEFINED | -80,000.00 | -80,000.00 | -4,130.50 | -4,128.00 | .00 | -75,869.50 | 5.2% |
| 051 | JUVENILE PROBATION | 80,000.00 | 80,000.00 | .00 | .00 | .00 | 80,000.00 | .0% |
| | TOTAL REVENUES | -80,000.00 | -80,000.00 | -4,130.50 | -4,128.00 | .00 | -75,869.50 | |
| | TOTAL EXPENSES | 80,000.00 | 80,000.00 | .00 | .00 | .00 | 80,000.00 | |
| 047 TJJD TJJD DSA RISK & NEEDS ASS | | | | | | | | |
| 000 | UNDEFINED | -15,628.00 | -15,628.00 | -14,105.36 | .00 | .00 | -1,522.64 | 90.3% |
| 051 | JUVENILE PROBATION | 15,628.00 | 15,628.00 | 14,105.36 | .00 | .00 | 1,522.64 | 90.3% |
| | TOTAL REVENUES | -15,628.00 | -15,628.00 | -14,105.36 | .00 | .00 | -1,522.64 | |
| | TOTAL EXPENSES | 15,628.00 | 15,628.00 | 14,105.36 | .00 | .00 | 1,522.64 | |
| 048 TJJD DSA RESIDENTIAL PROJECTS | | | | | | | | |
| 000 | UNDEFINED | -127,520.00 | -127,520.00 | .00 | .00 | .00 | -127,520.00 | .0% |
| 051 | JUVENILE PROBATION | 127,520.00 | 127,520.00 | .00 | .00 | .00 | 127,520.00 | .0% |
| | TOTAL REVENUES | -127,520.00 | -127,520.00 | .00 | .00 | .00 | -127,520.00 | |
| | TOTAL EXPENSES | 127,520.00 | 127,520.00 | .00 | .00 | .00 | 127,520.00 | |
| 049 TJJD DSA PREVENT/INTERVENTION | | | | | | | | |

BUDGET SUMMARIES REPORT
GROUP SUMMARY FEBRUARY 2024

FOR 2024 05

| 049 | TJJJ DSA PREVENT/INTERVENTION | ORIGINAL APPROP | REVISED BUDGET | YTD ACTUAL | MTD ACTUAL | ENCUMBRANCES | AVAILABLE BUDGET | PCT USE/COL |
|---|-------------------------------|-----------------|----------------|---------------|-------------|--------------|------------------|-------------|
| 000 UNDEFINED | | .00 | -66,000.00 | -33,000.00 | -5,500.00 | .00 | -33,000.00 | 50.0% |
| 051 JUVENILE PROBATION | | .00 | 66,000.00 | .00 | .00 | .00 | 66,000.00 | .0% |
| | TOTAL REVENUES | .00 | -66,000.00 | -33,000.00 | -5,500.00 | .00 | -33,000.00 | |
| | TOTAL EXPENSES | .00 | 66,000.00 | .00 | .00 | .00 | 66,000.00 | |
| 050 JUVENILE STAR PROGRAM | | | | | | | | |
| 000 UNDEFINED | | -381,500.00 | -381,500.00 | -120,500.00 | .00 | .00 | -261,000.00 | 31.6% |
| 051 JUVENILE PROBATION | | 381,500.00 | 381,500.00 | 37,138.62 | 7,236.93 | .00 | 344,361.38 | 9.7% |
| | TOTAL REVENUES | -381,500.00 | -381,500.00 | -120,500.00 | .00 | .00 | -261,000.00 | |
| | TOTAL EXPENSES | 381,500.00 | 381,500.00 | 37,138.62 | 7,236.93 | .00 | 344,361.38 | |
| 051 JUVENILE PROBATION | | | | | | | | |
| 000 UNDEFINED | | -2,711,334.00 | -2,711,334.00 | -492,726.49 | -83,664.10 | .00 | -2,218,607.51 | 18.2% |
| 051 JUVENILE PROBATION | | 2,711,334.00 | 2,711,334.00 | 968,179.97 | 194,572.91 | 192,797.71 | 1,550,356.32 | 42.8% |
| | TOTAL REVENUES | -8,594,191.00 | -8,594,191.00 | -492,726.49 | -83,664.10 | .00 | -8,101,464.51 | |
| | TOTAL EXPENSES | 8,594,191.00 | 8,594,191.00 | 968,179.97 | 194,572.91 | 192,797.71 | 7,433,213.32 | |
| 054 TJJJ (A) JUV PROB COMM GRANT | | | | | | | | |
| 000 UNDEFINED | | -2,814,968.00 | -2,814,968.00 | -1,533,635.40 | -182,597.00 | .00 | -1,281,332.60 | 54.5% |
| 051 JUVENILE PROBATION | | 2,814,968.00 | 2,814,968.00 | 948,243.55 | 201,676.93 | 336,529.71 | 1,530,194.74 | 45.6% |
| | TOTAL REVENUES | -2,814,968.00 | -2,814,968.00 | -1,533,635.40 | -182,597.00 | .00 | -1,281,332.60 | |
| | TOTAL EXPENSES | 2,814,968.00 | 2,814,968.00 | 948,243.55 | 201,676.93 | 336,529.71 | 1,530,194.74 | |
| 055 JUVENILE DETENTION | | | | | | | | |
| 000 UNDEFINED | | -5,532,696.00 | -5,532,696.00 | -308,380.00 | .00 | .00 | -5,224,316.00 | 5.6% |
| 051 JUVENILE PROBATION | | 5,532,696.00 | 5,532,696.00 | 1,825,677.39 | 383,299.95 | 92,876.89 | 3,614,141.72 | 34.7% |
| | TOTAL REVENUES | -5,532,696.00 | -5,532,696.00 | -308,380.00 | .00 | .00 | -5,224,316.00 | |
| | TOTAL EXPENSES | 5,532,696.00 | 5,532,696.00 | 1,825,677.39 | 383,299.95 | 92,876.89 | 3,614,141.72 | |
| 057 JUVENILE FOOD SERVICE | | | | | | | | |

BUDGET SUMMARIES REPORT
GROUP SUMMARY FEBRUARY 2024

FOR 2024 05

| 057 | JUVENILE FOOD SERVICE | ORIGINAL APPROP | REVISED BUDGET | YTD ACTUAL | MTD ACTUAL | ENCUMBRANCES | AVAILABLE BUDGET | PCT USE/COL |
|---|-----------------------|-----------------|----------------|------------|------------|--------------|------------------|-------------|
| 000 UNDEFINED | | -419,096.00 | -425,543.00 | -64,446.79 | -6,466.40 | .00 | -361,096.21 | 15.1% |
| 051 JUVENILE PROBATION | | 419,096.00 | 425,543.00 | 187,299.72 | 41,884.58 | 102,192.84 | 136,050.44 | 68.0% |
| | TOTAL REVENUES | -419,096.00 | -425,543.00 | -64,446.79 | -6,466.40 | .00 | -361,096.21 | |
| | TOTAL EXPENSES | 419,096.00 | 425,543.00 | 187,299.72 | 41,884.58 | 102,192.84 | 136,050.44 | |
| 067 CJD DWI COURT GRANT | | | | | | | | |
| 000 UNDEFINED | | -50,796.00 | -50,796.00 | -8,107.15 | .00 | .00 | -42,688.85 | 16.0% |
| 014 COURTS | | 50,796.00 | 50,796.00 | 8,107.15 | .00 | .00 | 42,688.85 | 16.0% |
| | TOTAL REVENUES | -50,796.00 | -50,796.00 | -8,107.15 | .00 | .00 | -42,688.85 | |
| | TOTAL EXPENSES | 50,796.00 | 50,796.00 | 8,107.15 | .00 | .00 | 42,688.85 | |
| 070 ON LINE ACCESS | | | | | | | | |
| 000 UNDEFINED | | -185,000.00 | -185,000.00 | -3,342.67 | .00 | .00 | -181,657.33 | 1.8% |
| 014 COURTS | | 185,000.00 | 185,000.00 | 3,126.24 | 520.00 | 3,620.00 | 178,253.76 | 3.6% |
| | TOTAL REVENUES | -185,000.00 | -185,000.00 | -3,342.67 | .00 | .00 | -181,657.33 | |
| | TOTAL EXPENSES | 185,000.00 | 185,000.00 | 3,126.24 | 520.00 | 3,620.00 | 178,253.76 | |
| 072 CJD DRUG COURT GRANT | | | | | | | | |
| 000 UNDEFINED | | -50,796.00 | -50,796.00 | -5,325.71 | .00 | .00 | -45,470.29 | 10.5% |
| 014 COURTS | | 50,796.00 | 50,796.00 | 5,325.71 | .00 | .00 | 45,470.29 | 10.5% |
| | TOTAL REVENUES | -50,796.00 | -50,796.00 | -5,325.71 | .00 | .00 | -45,470.29 | |
| | TOTAL EXPENSES | 50,796.00 | 50,796.00 | 5,325.71 | .00 | .00 | 45,470.29 | |
| 074 COUNTY DRUG COURT COURT COST | | | | | | | | |
| 000 UNDEFINED | | -33,000.00 | -33,000.00 | -14,008.74 | -2,355.77 | .00 | -18,991.26 | 42.5% |
| 014 COURTS | | 33,000.00 | 33,000.00 | .00 | .00 | .00 | 33,000.00 | .0% |
| | TOTAL REVENUES | -33,000.00 | -33,000.00 | -14,008.74 | -2,355.77 | .00 | -18,991.26 | |
| | TOTAL EXPENSES | 33,000.00 | 33,000.00 | .00 | .00 | .00 | 33,000.00 | |
| 075 DISPUTE RESOLUTION | | | | | | | | |

BUDGET SUMMARIES REPORT
GROUP SUMMARY FEBRUARY 2024

FOR 2024 05

| 075 | DISPUTE RESOLUTION | ORIGINAL APPROP | REVISED BUDGET | YTD ACTUAL | MTD ACTUAL | ENCUMBRANCES | AVAILABLE BUDGET | PCT USE/COL |
|--------------------------------------|-------------------------|-----------------|----------------|---------------|-------------|--------------|------------------|-------------|
| 000 | UNDEFINED | -421,625.00 | -421,625.00 | -122,807.70 | -24,417.27 | .00 | -298,817.30 | 29.1% |
| 075 | DISPUTE RESOLUTION | 421,625.00 | 421,625.00 | 175,360.55 | 41,400.83 | 4,011.16 | 242,253.29 | 42.5% |
| | TOTAL REVENUES | -421,625.00 | -421,625.00 | -137,030.40 | -24,417.27 | .00 | -284,594.60 | |
| | TOTAL EXPENSES | 421,625.00 | 421,625.00 | 189,583.25 | 41,400.83 | 4,011.16 | 228,030.59 | |
| 076 USDA AG MEDIATION GRANT | | | | | | | | |
| 000 | UNDEFINED | -420,000.00 | -420,000.00 | -55,209.00 | .00 | .00 | -364,791.00 | 13.1% |
| 076 | USDA AG MEDIATION GRANT | 420,000.00 | 420,000.00 | 95,858.94 | 21,553.10 | 4,420.55 | 319,720.51 | 23.9% |
| | TOTAL REVENUES | -420,000.00 | -420,000.00 | -55,209.00 | .00 | .00 | -364,791.00 | |
| | TOTAL EXPENSES | 420,000.00 | 420,000.00 | 95,858.94 | 21,553.10 | 4,420.55 | 319,720.51 | |
| 077 DOMESTIC RELATIONS OFFICE | | | | | | | | |
| 000 | UNDEFINED | -179,145.00 | -186,770.00 | -57,564.64 | -2,255.90 | .00 | -129,205.36 | 30.8% |
| 075 | DISPUTE RESOLUTION | 179,145.00 | 186,770.00 | 71,098.64 | 16,345.76 | 3,379.70 | 112,291.66 | 39.9% |
| | TOTAL REVENUES | -179,145.00 | -186,770.00 | -57,564.64 | -2,255.90 | .00 | -129,205.36 | |
| | TOTAL EXPENSES | 179,145.00 | 186,770.00 | 71,098.64 | 16,345.76 | 3,379.70 | 112,291.66 | |
| 079 VENUE HOT & STVR TAX | | | | | | | | |
| 000 | UNDEFINED | -2,350,480.00 | -550,480.00 | -1,213,799.33 | -220,993.72 | .00 | 663,319.33 | 220.5% |
| 001 | COMMISSIONERS' COURT | 2,350,480.00 | 550,480.00 | 1,123.34 | 1,086.00 | .00 | 549,356.66 | .2% |
| | TOTAL REVENUES | -3,561,050.00 | -3,561,050.00 | -1,213,799.33 | -220,993.72 | .00 | -2,347,250.67 | |
| | TOTAL EXPENSES | 3,561,050.00 | 3,561,050.00 | 1,123.34 | 1,086.00 | .00 | 3,559,926.66 | |
| 081 LAW LIBRARY | | | | | | | | |
| 000 | UNDEFINED | -200,496.00 | -200,496.00 | -64,249.51 | -14,570.82 | .00 | -136,246.49 | 32.0% |
| 081 | LAW LIBRARY | 200,496.00 | 200,496.00 | 104,951.53 | 11,994.86 | 40,537.76 | 55,006.71 | 72.6% |
| | TOTAL REVENUES | -200,496.00 | -200,496.00 | -64,249.51 | -14,570.82 | .00 | -136,246.49 | |
| | TOTAL EXPENSES | 200,496.00 | 200,496.00 | 104,951.53 | 11,994.86 | 40,537.76 | 55,006.71 | |
| 083 ELECTION SERVICES | | | | | | | | |

BUDGET SUMMARIES REPORT
GROUP SUMMARY FEBRUARY 2024

FOR 2024 05

| 083 | ELECTION SERVICES | ORIGINAL APPROP | REVISED BUDGET | YTD ACTUAL | MTD ACTUAL | ENCUMBRANCES | AVAILABLE BUDGET | PCT USE/COL |
|---|-------------------|-----------------|----------------|-------------|------------|--------------|------------------|-------------|
| 000 UNDEFINED | | -1,067,774.00 | -1,067,774.00 | .00 | .00 | .00 | -1,067,774.00 | .0% |
| 077 ELECTIONS | | 1,067,774.00 | 1,067,774.00 | 19,617.42 | 1,319.81 | 268,534.18 | 779,622.40 | 27.0% |
| | TOTAL REVENUES | -1,067,774.00 | -1,067,774.00 | .00 | .00 | .00 | -1,067,774.00 | |
| | TOTAL EXPENSES | 1,067,774.00 | 1,067,774.00 | 19,617.42 | 1,319.81 | 268,534.18 | 779,622.40 | |
| 085 ELECTION ADMINISTRATION | | | | | | | | |
| 000 UNDEFINED | | -42,300.00 | -42,300.00 | -3,012.32 | .00 | .00 | -39,287.68 | 7.1% |
| 077 ELECTIONS | | 42,300.00 | 42,300.00 | 21,669.40 | 361.14 | .00 | 20,630.60 | 51.2% |
| | TOTAL REVENUES | -42,300.00 | -42,300.00 | -3,012.32 | .00 | .00 | -39,287.68 | |
| | TOTAL EXPENSES | 42,300.00 | 42,300.00 | 21,669.40 | 361.14 | .00 | 20,630.60 | |
| 086 ELECTION EQUIPMENT | | | | | | | | |
| 000 UNDEFINED | | -111,000.00 | -111,000.00 | -5,676.33 | .00 | .00 | -105,323.67 | 5.1% |
| 077 ELECTIONS | | 111,000.00 | 141,000.00 | 106,500.00 | .00 | 19,416.79 | 15,083.21 | 89.3% |
| | TOTAL REVENUES | -111,000.00 | -111,000.00 | -5,676.33 | .00 | .00 | -105,323.67 | |
| | TOTAL EXPENSES | 111,000.00 | 141,000.00 | 106,500.00 | .00 | 19,416.79 | 15,083.21 | |
| 090 DIST CLK RECORDS MGT. AND PRES | | | | | | | | |
| 000 UNDEFINED | | -24,110.00 | -24,110.00 | -514.89 | -28.58 | .00 | -23,595.11 | 2.1% |
| 023 DISTRICT CLERK | | 24,110.00 | 30,610.00 | 4,489.40 | 1,239.63 | 4,530.00 | 21,590.60 | 29.5% |
| | TOTAL REVENUES | -24,110.00 | -24,110.00 | -514.89 | -28.58 | .00 | -23,595.11 | |
| | TOTAL EXPENSES | 24,110.00 | 30,610.00 | 4,489.40 | 1,239.63 | 4,530.00 | 21,590.60 | |
| 091 CTY CLK RECORDS MGT. AND PRES | | | | | | | | |
| 000 UNDEFINED | | -724,500.00 | -724,500.00 | -239,490.02 | -35,954.43 | .00 | -485,009.98 | 33.1% |
| 003 COUNTY CLERK | | 724,500.00 | 724,500.00 | 10,125.31 | 2,208.60 | .00 | 714,374.69 | 1.4% |
| | TOTAL REVENUES | -724,500.00 | -724,500.00 | -239,490.02 | -35,954.43 | .00 | -485,009.98 | |
| | TOTAL EXPENSES | 724,500.00 | 724,500.00 | 10,125.31 | 2,208.60 | .00 | 714,374.69 | |
| 092 CTY RECORDS MGT. AND PRES | | | | | | | | |

BUDGET SUMMARIES REPORT
GROUP SUMMARY FEBRUARY 2024

FOR 2024 05

| 092 | CTY RECORDS MGT. AND PRES | ORIGINAL APPROP | REVISED BUDGET | YTD ACTUAL | MTD ACTUAL | ENCUMBRANCES | AVAILABLE BUDGET | PCT USE/COL |
|---|---------------------------|-----------------|----------------|------------|------------|--------------|------------------|-------------|
| 000 | UNDEFINED | -89,715.00 | -89,715.00 | -74,341.29 | -15,709.45 | .00 | -15,373.71 | 82.9% |
| 001 | COMMISSIONERS' COURT | 89,715.00 | 89,715.00 | 31,711.70 | 6,309.35 | .00 | 58,003.30 | 35.3% |
| | TOTAL REVENUES | -89,715.00 | -89,715.00 | -74,341.29 | -15,709.45 | .00 | -15,373.71 | |
| | TOTAL EXPENSES | 89,715.00 | 89,715.00 | 31,711.70 | 6,309.35 | .00 | 58,003.30 | |
| 093 COURTHOUSE SECURITY | | | | | | | | |
| 000 | UNDEFINED | -140,607.00 | -140,607.00 | -61,517.35 | -11,033.79 | .00 | -79,089.65 | 43.8% |
| 046 | SHERIFF | 140,607.00 | 140,607.00 | 85,488.13 | 15,805.90 | 1,656.76 | 53,462.11 | 62.0% |
| | TOTAL REVENUES | -140,607.00 | -140,607.00 | -61,517.35 | -11,033.79 | .00 | -79,089.65 | |
| | TOTAL EXPENSES | 140,607.00 | 140,607.00 | 85,488.13 | 15,805.90 | 1,656.76 | 53,462.11 | |
| 094 COURT RECORD PRESERVATION | | | | | | | | |
| 000 | UNDEFINED | -55,500.00 | -55,500.00 | -2,842.41 | -6.48 | .00 | -52,657.59 | 5.1% |
| 001 | COMMISSIONERS' COURT | 55,500.00 | 55,500.00 | .00 | .00 | 1,335.00 | 54,165.00 | 2.4% |
| | TOTAL REVENUES | -55,500.00 | -55,500.00 | -2,842.41 | -6.48 | .00 | -52,657.59 | |
| | TOTAL EXPENSES | 55,500.00 | 55,500.00 | .00 | .00 | 1,335.00 | 54,165.00 | |
| 095 LOCAL TRUANCY PREVENT & DIVERS | | | | | | | | |
| 000 | UNDEFINED | -15,498.00 | -15,498.00 | -6,496.85 | -1,508.89 | .00 | -9,001.15 | 41.9% |
| 001 | COMMISSIONERS' COURT | 15,498.00 | 15,498.00 | .00 | .00 | .00 | 15,498.00 | .0% |
| | TOTAL REVENUES | -15,498.00 | -15,498.00 | -6,496.85 | -1,508.89 | .00 | -9,001.15 | |
| | TOTAL EXPENSES | 15,498.00 | 15,498.00 | .00 | .00 | .00 | 15,498.00 | |
| 096 HISTORICAL COMMISSION | | | | | | | | |
| 000 | UNDEFINED | -7,200.00 | -7,200.00 | -111.06 | .00 | .00 | -7,088.94 | 1.5% |
| 001 | COMMISSIONERS' COURT | 7,200.00 | 7,200.00 | -3,302.58 | 242.93 | .00 | 10,502.58 | -45.9% |
| | TOTAL REVENUES | -7,200.00 | -7,200.00 | -111.06 | .00 | .00 | -7,088.94 | |
| | TOTAL EXPENSES | 7,200.00 | 7,200.00 | -3,302.58 | 242.93 | .00 | 10,502.58 | |
| 097 CHILD ABUSE PREVENTION | | | | | | | | |

BUDGET SUMMARIES REPORT
GROUP SUMMARY FEBRUARY 2024

FOR 2024 05

| 097 | CHILD ABUSE PREVENTION | ORIGINAL APPROP | REVISED BUDGET | YTD ACTUAL | MTD ACTUAL | ENCUMBRANCES | AVAILABLE BUDGET | PCT USE/COL |
|--|------------------------|-----------------|----------------|-------------|------------|--------------|------------------|-------------|
| 000 | UNDEFINED | -353.00 | -353.00 | -496.21 | -349.57 | .00 | 143.21 | 140.6% |
| 001 | COMMISSIONERS' COURT | 353.00 | 1,853.00 | .00 | .00 | .00 | 1,853.00 | .0% |
| | TOTAL REVENUES | -353.00 | -353.00 | -496.21 | -349.57 | .00 | 143.21 | |
| | TOTAL EXPENSES | 353.00 | 1,853.00 | .00 | .00 | .00 | 1,853.00 | |
| 099 CTY/DIST COURT TECHNOLOGY | | | | | | | | |
| 000 | UNDEFINED | -7,000.00 | -7,000.00 | -2,904.03 | -445.80 | .00 | -4,095.97 | 41.5% |
| 001 | COMMISSIONERS' COURT | 7,000.00 | 7,000.00 | .00 | .00 | .00 | 7,000.00 | .0% |
| | TOTAL REVENUES | -7,000.00 | -7,000.00 | -2,904.03 | -445.80 | .00 | -4,095.97 | |
| | TOTAL EXPENSES | 7,000.00 | 7,000.00 | .00 | .00 | .00 | 7,000.00 | |
| 102 DIST COURT RECORDS TECHNOLOGY | | | | | | | | |
| 000 | UNDEFINED | -60,000.00 | -60,000.00 | -727.22 | -29.02 | .00 | -59,272.78 | 1.2% |
| 023 | DISTRICT CLERK | 60,000.00 | 60,000.00 | .00 | .00 | .00 | 60,000.00 | .0% |
| | TOTAL REVENUES | -60,000.00 | -60,000.00 | -727.22 | -29.02 | .00 | -59,272.78 | |
| | TOTAL EXPENSES | 60,000.00 | 60,000.00 | .00 | .00 | .00 | 60,000.00 | |
| 103 COUNTY CLERK RECORDS ARCHIVES | | | | | | | | |
| 000 | UNDEFINED | -670,000.00 | -670,000.00 | -220,307.65 | -35,450.00 | .00 | -449,692.35 | 32.9% |
| 003 | COUNTY CLERK | 670,000.00 | 670,000.00 | 10,742.92 | 3,776.78 | 181,295.06 | 477,962.02 | 28.7% |
| | TOTAL REVENUES | -670,000.00 | -670,000.00 | -220,307.65 | -35,450.00 | .00 | -449,692.35 | |
| | TOTAL EXPENSES | 670,000.00 | 670,000.00 | 10,742.92 | 3,776.78 | 181,295.06 | 477,962.02 | |
| 105 COMMUNITY/ECONOMIC DEV PRG | | | | | | | | |
| 000 | UNDEFINED | -66,950.00 | -66,950.00 | -5,559.69 | .00 | .00 | -61,390.31 | 8.3% |
| 002 | COUNTY JUDGE | 66,950.00 | 66,950.00 | 13,009.00 | .00 | 30,000.00 | 23,941.00 | 64.2% |
| | TOTAL REVENUES | -66,950.00 | -66,950.00 | -5,559.69 | .00 | .00 | -61,390.31 | |
| | TOTAL EXPENSES | 66,950.00 | 66,950.00 | 13,009.00 | .00 | 30,000.00 | 23,941.00 | |
| 106 AMERICAN RESCUE PLAN ACT | | | | | | | | |

BUDGET SUMMARIES REPORT
GROUP SUMMARY FEBRUARY 2024

FOR 2024 05

| 106 | AMERICAN RESCUE PLAN ACT | ORIGINAL APPROP | REVISED BUDGET | YTD ACTUAL | MTD ACTUAL | ENCUMBRANCES | AVAILABLE BUDGET | PCT USE/COL |
|---|--------------------------|-----------------|----------------|----------------|------------|--------------|------------------|-------------|
| 000 UNDEFINED | | -19,913,060.00 | -19,913,060.00 | -23,029,152.82 | .00 | .00 | 3,116,092.82 | 115.6% |
| 001 COMMISSIONERS' COURT | | 19,913,060.00 | 19,913,060.00 | 145,143.05 | 32,218.81 | 1,849,781.00 | 17,918,135.95 | 10.0% |
| | TOTAL REVENUES | -22,913,060.00 | -22,913,060.00 | -23,029,152.82 | .00 | .00 | 116,092.82 | |
| | TOTAL EXPENSES | 22,913,060.00 | 22,913,060.00 | 145,143.05 | 32,218.81 | 1,849,781.00 | 20,918,135.95 | |
| 108 JP1 JUSTICE COURT TECHNOLOGY | | | | | | | | |
| 000 UNDEFINED | | -28,801.00 | -28,801.00 | -2,736.64 | -578.95 | .00 | -26,064.36 | 9.5% |
| 001 COMMISSIONERS' COURT | | 28,801.00 | 28,801.00 | 392.68 | 196.40 | 3,607.32 | 24,801.00 | 13.9% |
| | TOTAL REVENUES | -28,801.00 | -28,801.00 | -2,736.64 | -578.95 | .00 | -26,064.36 | |
| | TOTAL EXPENSES | 28,801.00 | 28,801.00 | 392.68 | 196.40 | 3,607.32 | 24,801.00 | |
| 109 JP2 JUSTICE COURT TECHNOLOGY | | | | | | | | |
| 000 UNDEFINED | | -20,000.00 | -20,000.00 | -1,991.69 | -163.36 | .00 | -18,008.31 | 10.0% |
| 001 COMMISSIONERS' COURT | | 20,000.00 | 20,000.00 | 151.86 | 370.86 | 338.99 | 19,509.15 | 2.5% |
| | TOTAL REVENUES | -20,000.00 | -20,000.00 | -1,991.69 | -163.36 | .00 | -18,008.31 | |
| | TOTAL EXPENSES | 20,000.00 | 20,000.00 | 151.86 | 370.86 | 338.99 | 19,509.15 | |
| 110 JP3 JUSTICE COURT TECHNOLOGY | | | | | | | | |
| 000 UNDEFINED | | -3,000.00 | -3,000.00 | -795.93 | -146.80 | 989.00 | -3,193.07 | -6.4% |
| 001 COMMISSIONERS' COURT | | 3,000.00 | 3,000.00 | .00 | .00 | .00 | 3,000.00 | .0% |
| | TOTAL REVENUES | -3,000.00 | -3,000.00 | -795.93 | -146.80 | 989.00 | -3,193.07 | |
| | TOTAL EXPENSES | 3,000.00 | 3,000.00 | .00 | .00 | .00 | 3,000.00 | |
| 111 JP4 JUSTICE COURT TECHNOLOGY | | | | | | | | |
| 000 UNDEFINED | | -31,550.00 | -31,550.00 | -2,513.18 | -471.78 | .00 | -29,036.82 | 8.0% |
| 001 COMMISSIONERS' COURT | | 31,550.00 | 31,550.00 | 15,411.39 | 3,648.07 | .00 | 16,138.61 | 48.8% |
| | TOTAL REVENUES | -31,550.00 | -31,550.00 | -2,513.18 | -471.78 | .00 | -29,036.82 | |
| | TOTAL EXPENSES | 31,550.00 | 31,550.00 | 15,411.39 | 3,648.07 | .00 | 16,138.61 | |
| 112 COURT FACILITY FEE | | | | | | | | |

BUDGET SUMMARIES REPORT
GROUP SUMMARY FEBRUARY 2024

FOR 2024 05

| 112 | COURT FACILITY FEE | ORIGINAL APPROP | REVISED BUDGET | YTD ACTUAL | MTD ACTUAL | ENCUMBRANCES | AVAILABLE BUDGET | PCT USE/COL |
|---|----------------------|-----------------|----------------|-------------|------------|--------------|------------------|-------------|
| 000 | UNDEFINED | -109,725.00 | -109,725.00 | -20,904.14 | .00 | .00 | -88,820.86 | 19.1% |
| 001 | COMMISSIONERS' COURT | 109,725.00 | 109,725.00 | .00 | .00 | .00 | 109,725.00 | .0% |
| | TOTAL REVENUES | -109,725.00 | -109,725.00 | -20,904.14 | .00 | .00 | -88,820.86 | |
| | TOTAL EXPENSES | 109,725.00 | 109,725.00 | .00 | .00 | .00 | 109,725.00 | |
| 114 JUDICIAL EDUCATION & SUPPORT | | | | | | | | |
| 000 | UNDEFINED | -5,775.00 | -5,775.00 | -1,729.90 | -330.00 | .00 | -4,045.10 | 30.0% |
| 001 | COMMISSIONERS' COURT | 5,775.00 | 5,775.00 | .00 | .00 | .00 | 5,775.00 | .0% |
| | TOTAL REVENUES | -5,775.00 | -5,775.00 | -1,729.90 | -330.00 | .00 | -4,045.10 | |
| | TOTAL EXPENSES | 5,775.00 | 5,775.00 | .00 | .00 | .00 | 5,775.00 | |
| 115 LANGUAGE ACCESS | | | | | | | | |
| 000 | UNDEFINED | -37,515.00 | -37,515.00 | -16,297.77 | -3,308.15 | .00 | -21,217.23 | 43.4% |
| 001 | COMMISSIONERS' COURT | 37,515.00 | 37,515.00 | .00 | .00 | .00 | 37,515.00 | .0% |
| | TOTAL REVENUES | -37,515.00 | -37,515.00 | -16,297.77 | -3,308.15 | .00 | -21,217.23 | |
| | TOTAL EXPENSES | 37,515.00 | 37,515.00 | .00 | .00 | .00 | 37,515.00 | |
| 122 SHERIFF CONTRABAND | | | | | | | | |
| 000 | UNDEFINED | -328,000.00 | -328,000.00 | -67,605.77 | .00 | .00 | -260,394.23 | 20.6% |
| 046 | SHERIFF | 328,000.00 | 328,000.00 | 131,915.10 | .00 | .00 | 196,084.90 | 40.2% |
| | TOTAL REVENUES | -328,000.00 | -328,000.00 | -67,605.77 | .00 | .00 | -260,394.23 | |
| | TOTAL EXPENSES | 328,000.00 | 328,000.00 | 131,915.10 | .00 | .00 | 196,084.90 | |
| 124 INMATE SUPPLY | | | | | | | | |
| 000 | UNDEFINED | -1,114,000.00 | -1,114,000.00 | -102,700.31 | .00 | .00 | -1,011,299.69 | 9.2% |
| 047 | DETENTION CENTER | 1,114,000.00 | 1,114,000.00 | 93,097.67 | .00 | .00 | 1,020,902.33 | 8.4% |
| | TOTAL REVENUES | -1,114,000.00 | -1,114,000.00 | -102,700.31 | .00 | .00 | -1,011,299.69 | |
| | TOTAL EXPENSES | 1,114,000.00 | 1,114,000.00 | 93,097.67 | .00 | .00 | 1,020,902.33 | |
| 126 VINE GRANT | | | | | | | | |

BUDGET SUMMARIES REPORT
GROUP SUMMARY FEBRUARY 2024

FOR 2024 05

| 126 | VINE GRANT | ORIGINAL APPROP | REVISED BUDGET | YTD ACTUAL | MTD ACTUAL | ENCUMBRANCES | AVAILABLE BUDGET | PCT USE/COL |
|---------------------------------------|----------------|-----------------|----------------|------------|------------|--------------|------------------|-------------|
| 000 | UNDEFINED | -30,171.00 | -30,286.00 | -7,571.32 | .00 | .00 | -22,714.68 | 25.0% |
| 046 | SHERIFF | 30,171.00 | 30,286.00 | 7,571.32 | .00 | 22,713.94 | .74 | 100.0% |
| | TOTAL REVENUES | -30,171.00 | -30,286.00 | -7,571.32 | .00 | .00 | -22,714.68 | |
| | TOTAL EXPENSES | 30,171.00 | 30,286.00 | 7,571.32 | .00 | 22,713.94 | .74 | |
| 128 HOMELAND SECURITY GRANT | | | | | | | | |
| 000 | UNDEFINED | -212,674.00 | -212,674.00 | -48,259.58 | .00 | .00 | -164,414.42 | 22.7% |
| 046 | SHERIFF | 212,674.00 | 212,674.00 | 51,784.58 | 3,525.00 | 94,750.65 | 66,138.77 | 68.9% |
| | TOTAL REVENUES | -212,674.00 | -212,674.00 | -48,259.58 | .00 | .00 | -164,414.42 | |
| | TOTAL EXPENSES | 212,674.00 | 212,674.00 | 51,784.58 | 3,525.00 | 94,750.65 | 66,138.77 | |
| 129 HAZARD MITIGATION GRANT-EM | | | | | | | | |
| 000 | UNDEFINED | -243,600.00 | -243,600.00 | .00 | .00 | .00 | -243,600.00 | .0% |
| 046 | SHERIFF | 243,600.00 | 243,600.00 | .00 | .00 | .00 | 243,600.00 | .0% |
| | TOTAL REVENUES | -243,600.00 | -243,600.00 | .00 | .00 | .00 | -243,600.00 | |
| | TOTAL EXPENSES | 243,600.00 | 243,600.00 | .00 | .00 | .00 | 243,600.00 | |
| 130 PROJECT SAFE NEIGHBORHOOD | | | | | | | | |
| 000 | UNDEFINED | -136,000.00 | -136,000.00 | .00 | .00 | .00 | -136,000.00 | .0% |
| 046 | SHERIFF | 136,000.00 | 136,000.00 | 4,261.41 | .00 | .00 | 131,738.59 | 3.1% |
| | TOTAL REVENUES | -136,000.00 | -136,000.00 | .00 | .00 | .00 | -136,000.00 | |
| | TOTAL EXPENSES | 136,000.00 | 136,000.00 | 4,261.41 | .00 | .00 | 131,738.59 | |
| 142 LEOSE SHERIFF | | | | | | | | |
| 000 | UNDEFINED | -26,000.00 | -26,000.00 | -25,726.55 | -24,060.34 | .00 | -273.45 | 98.9% |
| 046 | SHERIFF | 26,000.00 | 26,000.00 | 5,413.17 | .00 | .00 | 20,586.83 | 20.8% |
| | TOTAL REVENUES | -26,000.00 | -26,000.00 | -25,726.55 | -24,060.34 | .00 | -273.45 | |
| | TOTAL EXPENSES | 26,000.00 | 26,000.00 | 5,413.17 | .00 | .00 | 20,586.83 | |
| 145 SHERIFF COMMISSARY SALARY | | | | | | | | |

BUDGET SUMMARIES REPORT
GROUP SUMMARY FEBRUARY 2024

FOR 2024 05

| 145 | SHERIFF COMMISSARY SALARY | ORIGINAL APPROP | REVISED BUDGET | YTD ACTUAL | MTD ACTUAL | ENCUMBRANCES | AVAILABLE BUDGET | PCT USE/COL |
|--|---------------------------|-----------------|----------------|--------------|------------|--------------|------------------|-------------|
| 000 UNDEFINED | | -958,673.00 | -958,673.00 | -359,282.56 | -77,757.77 | .00 | -599,390.44 | 37.5% |
| 047 DETENTION CENTER | | 958,673.00 | 958,673.00 | 351,192.52 | 78,387.81 | .00 | 607,480.48 | 36.6% |
| | TOTAL REVENUES | -958,673.00 | -958,673.00 | -359,282.56 | -77,757.77 | .00 | -599,390.44 | |
| | TOTAL EXPENSES | 958,673.00 | 958,673.00 | 351,192.52 | 78,387.81 | .00 | 607,480.48 | |
| 146 LECD EMER COMMUNICATION GRANT | | | | | | | | |
| 000 UNDEFINED | | .00 | -40,250.00 | .00 | .00 | .00 | -40,250.00 | .0% |
| 046 SHERIFF | | .00 | 40,250.00 | 337.50 | .00 | 32,712.50 | 7,200.00 | 82.1% |
| | TOTAL REVENUES | .00 | -40,250.00 | .00 | .00 | .00 | -40,250.00 | |
| | TOTAL EXPENSES | .00 | 40,250.00 | 337.50 | .00 | 32,712.50 | 7,200.00 | |
| 150 TAG GRANT | | | | | | | | |
| 000 UNDEFINED | | -12,552,087.00 | -12,552,087.00 | -733,672.39 | .00 | .00 | -11,818,414.61 | 5.8% |
| 046 SHERIFF | | 12,552,087.00 | 12,552,087.00 | 1,361,691.14 | 621,357.09 | 789,934.02 | 10,400,461.84 | 17.1% |
| | TOTAL REVENUES | -12,552,087.00 | -12,552,087.00 | -733,672.39 | .00 | .00 | -11,818,414.61 | |
| | TOTAL EXPENSES | 12,552,087.00 | 12,552,087.00 | 1,361,691.14 | 621,357.09 | 789,934.02 | 10,400,461.84 | |
| 152 TAG CRIMINAL JUSTICE GRANT | | | | | | | | |
| 000 UNDEFINED | | .00 | -23,910.00 | .00 | .00 | .00 | -23,910.00 | .0% |
| 046 SHERIFF | | .00 | 23,910.00 | .00 | .00 | .00 | 23,910.00 | .0% |
| | TOTAL REVENUES | .00 | -23,910.00 | .00 | .00 | .00 | -23,910.00 | |
| | TOTAL EXPENSES | .00 | 23,910.00 | .00 | .00 | .00 | 23,910.00 | |
| 161 CDA BUSINESS CRIMES | | | | | | | | |
| 000 UNDEFINED | | -86,500.00 | -86,500.00 | .00 | .00 | .00 | -86,500.00 | .0% |
| 040 DISTRICT ATTORNEY | | 86,500.00 | 86,500.00 | 5,439.98 | 2,024.31 | .00 | 81,060.02 | 6.3% |
| | TOTAL REVENUES | -86,500.00 | -86,500.00 | .00 | .00 | .00 | -86,500.00 | |
| | TOTAL EXPENSES | 86,500.00 | 86,500.00 | 5,439.98 | 2,024.31 | .00 | 81,060.02 | |
| 163 CDA CONTRABAND | | | | | | | | |

BUDGET SUMMARIES REPORT
GROUP SUMMARY FEBRUARY 2024

FOR 2024 05

| 163 | CDA CONTRABAND | ORIGINAL APPROP | REVISED BUDGET | YTD ACTUAL | MTD ACTUAL | ENCUMBRANCES | AVAILABLE BUDGET | PCT USE/COL |
|--|-------------------|-----------------|----------------|-------------|------------|--------------|------------------|-------------|
| 000 | UNDEFINED | -100,000.00 | -100,000.00 | .00 | .00 | .00 | -100,000.00 | .0% |
| 040 | DISTRICT ATTORNEY | 100,000.00 | 100,000.00 | 8,489.63 | 4,909.11 | .00 | 91,510.37 | 8.5% |
| | TOTAL REVENUES | -100,000.00 | -100,000.00 | .00 | .00 | .00 | -100,000.00 | |
| | TOTAL EXPENSES | 100,000.00 | 100,000.00 | 8,489.63 | 4,909.11 | .00 | 91,510.37 | |
| 164 CDA SPATTF GRANT | | | | | | | | |
| 000 | UNDEFINED | -1,502,168.00 | -1,502,168.00 | -362,486.30 | -25,515.99 | .00 | -1,139,681.70 | 24.1% |
| 040 | DISTRICT ATTORNEY | 1,502,168.00 | 1,502,168.00 | 604,035.08 | 110,357.89 | 147,975.61 | 750,157.31 | 50.1% |
| | TOTAL REVENUES | -1,502,168.00 | -1,502,168.00 | -362,486.30 | -25,515.99 | .00 | -1,139,681.70 | |
| | TOTAL EXPENSES | 1,502,168.00 | 1,502,168.00 | 604,035.08 | 110,357.89 | 147,975.61 | 750,157.31 | |
| 166 CDA JAG GRANT | | | | | | | | |
| 000 | UNDEFINED | -191,119.00 | -191,119.00 | -118,942.21 | -505.11 | .00 | -72,176.79 | 62.2% |
| 040 | DISTRICT ATTORNEY | 191,119.00 | 191,119.00 | 8,217.00 | 8,217.00 | 23,740.00 | 159,162.00 | 16.7% |
| | TOTAL REVENUES | -191,119.00 | -191,119.00 | -118,942.21 | -505.11 | .00 | -72,176.79 | |
| | TOTAL EXPENSES | 191,119.00 | 191,119.00 | 8,217.00 | 8,217.00 | 23,740.00 | 159,162.00 | |
| 168 CDA Border Prosecution Unit | | | | | | | | |
| 000 | UNDEFINED | -439,530.00 | -729,299.00 | -32,108.14 | .00 | .00 | -697,190.86 | 4.4% |
| 040 | DISTRICT ATTORNEY | 439,530.00 | 729,299.00 | 47,401.37 | 15,293.23 | .00 | 681,897.63 | 6.5% |
| | TOTAL REVENUES | -439,530.00 | -729,299.00 | -32,108.14 | .00 | .00 | -697,190.86 | |
| | TOTAL EXPENSES | 439,530.00 | 729,299.00 | 47,401.37 | 15,293.23 | .00 | 681,897.63 | |
| 171 CDA VOCA VICTIM ADV PROJECT | | | | | | | | |
| 000 | UNDEFINED | -147,474.00 | -147,474.00 | -45,886.05 | .00 | .00 | -101,587.95 | 31.1% |
| 040 | DISTRICT ATTORNEY | 147,474.00 | 147,474.00 | 57,330.21 | 11,444.16 | .00 | 90,143.79 | 38.9% |
| | TOTAL REVENUES | -147,474.00 | -147,474.00 | -45,886.05 | .00 | .00 | -101,587.95 | |
| | TOTAL EXPENSES | 147,474.00 | 147,474.00 | 57,330.21 | 11,444.16 | .00 | 90,143.79 | |
| 202 UNLIMITED TAX ROAD BONDS | | | | | | | | |

BUDGET SUMMARIES REPORT
GROUP SUMMARY FEBRUARY 2024

FOR 2024 05

| 202 | UNLIMITED TAX ROAD BONDS | ORIGINAL APPROP | REVISED BUDGET | YTD ACTUAL | MTD ACTUAL | ENCUMBRANCES | AVAILABLE BUDGET | PCT USE/COL |
|---|--------------------------|-----------------|----------------|---------------|---------------|--------------|------------------|-------------|
| 000 UNDEFINED | | -7,943,121.00 | -7,943,121.00 | -7,369,555.93 | -2,848,314.48 | .00 | -573,565.07 | 92.8% |
| 200 DEBT SERVICE | | 7,943,121.00 | 7,943,121.00 | 6,117,721.23 | 6,116,921.23 | .00 | 1,825,399.77 | 77.0% |
| | TOTAL REVENUES | -7,943,121.00 | -7,943,121.00 | -7,369,555.93 | -2,848,314.48 | .00 | -573,565.07 | |
| | TOTAL EXPENSES | 7,943,121.00 | 7,943,121.00 | 6,117,721.23 | 6,116,921.23 | .00 | 1,825,399.77 | |
| 203 GEN OB REFUNDING BOND SRS 2021 | | | | | | | | |
| 000 UNDEFINED | | -914,275.00 | -914,275.00 | -903,311.15 | -338,471.59 | .00 | -10,963.85 | 98.8% |
| 200 DEBT SERVICE | | 914,275.00 | 914,275.00 | 896,275.00 | 895,875.00 | .00 | 18,000.00 | 98.0% |
| | TOTAL REVENUES | -914,275.00 | -914,275.00 | -903,311.15 | -338,471.59 | .00 | -10,963.85 | |
| | TOTAL EXPENSES | 914,275.00 | 914,275.00 | 896,275.00 | 895,875.00 | .00 | 18,000.00 | |
| 208 SPECIAL TAX REVENUE BONDS 2020 | | | | | | | | |
| 000 UNDEFINED | | -1,210,570.00 | -1,210,570.00 | -6,325.38 | .00 | .00 | -1,204,244.62 | .5% |
| 200 DEBT SERVICE | | 1,210,570.00 | 1,210,570.00 | .00 | .00 | .00 | 1,210,570.00 | .0% |
| | TOTAL REVENUES | -1,245,570.00 | -1,245,570.00 | -6,325.38 | .00 | .00 | -1,239,244.62 | |
| | TOTAL EXPENSES | 1,245,570.00 | 1,245,570.00 | .00 | .00 | .00 | 1,245,570.00 | |
| 301 MPO ROAD CONSTRUCTION | | | | | | | | |
| 000 UNDEFINED | | -843,292.00 | -843,292.00 | -3,655.88 | .00 | .00 | -839,636.12 | .4% |
| 300 CAPITAL PROJECTS | | 843,292.00 | 843,292.00 | .00 | .00 | .00 | 843,292.00 | .0% |
| | TOTAL REVENUES | -843,292.00 | -843,292.00 | -3,655.88 | .00 | .00 | -839,636.12 | |
| | TOTAL EXPENSES | 843,292.00 | 843,292.00 | .00 | .00 | .00 | 843,292.00 | |
| 302 TAX ROAD BOND CONSTRUCTION | | | | | | | | |
| 000 UNDEFINED | | -59,809,148.00 | -59,809,148.00 | -574,170.06 | .00 | .00 | -59,234,977.94 | 1.0% |
| 300 CAPITAL PROJECTS | | 59,809,148.00 | 59,809,148.00 | 2,990,152.38 | 421,562.96 | 2,800,235.05 | 54,018,760.57 | 9.7% |
| | TOTAL REVENUES | -59,809,148.00 | -59,809,148.00 | -574,170.06 | .00 | .00 | -59,234,977.94 | |
| | TOTAL EXPENSES | 59,809,148.00 | 59,809,148.00 | 2,990,152.38 | 421,562.96 | 2,800,235.05 | 54,018,760.57 | |
| 304 MEDICAL EXAMINER CONSTRUCTION | | | | | | | | |

BUDGET SUMMARIES REPORT
GROUP SUMMARY FEBRUARY 2024

FOR 2024 05

| 304 | MEDICAL EXAMINER CONSTRUCTION | ORIGINAL APPROP | REVISED BUDGET | YTD ACTUAL | MTD ACTUAL | ENCUMBRANCES | AVAILABLE BUDGET | PCT USE/COL |
|------------------------------------|-------------------------------|-----------------|----------------|----------------|----------------|---------------|--------------------|-------------|
| 000 UNDEFINED | | .00 | .00 | -35,492,951.17 | -35,492,951.17 | .00 | 35,492,951.17 | 100.0% |
| | TOTAL REVENUES | .00 | .00 | -35,492,951.17 | -35,492,951.17 | .00 | 35,492,951.17 | |
| 307 CRTS RENOVATIONS #2 | | | | | | | | |
| 000 UNDEFINED | | -5,213,000.00 | -5,213,000.00 | -23,212.89 | .00 | .00 | -5,189,787.11 | .4% |
| 300 CAPITAL PROJECTS | | 5,213,000.00 | 5,213,000.00 | 1,058,187.15 | 775,260.58 | 3,317,095.24 | 837,717.61 | 83.9% |
| | TOTAL REVENUES | -5,213,000.00 | -5,213,000.00 | -23,212.89 | .00 | .00 | -5,189,787.11 | |
| | TOTAL EXPENSES | 5,213,000.00 | 5,213,000.00 | 1,058,187.15 | 775,260.58 | 3,317,095.24 | 837,717.61 | |
| 308 VENUE CAPITAL PROJECT | | | | | | | | |
| 000 UNDEFINED | | -200,200.00 | -2,000,200.00 | -1,119.14 | .00 | .00 | -1,999,080.86 | .1% |
| 300 CAPITAL PROJECTS | | 200,200.00 | 2,000,200.00 | 1,271,290.00 | .00 | .00 | 728,910.00 | 63.6% |
| | TOTAL REVENUES | -200,200.00 | -2,000,200.00 | -1,119.14 | .00 | .00 | -1,999,080.86 | |
| | TOTAL EXPENSES | 200,200.00 | 2,000,200.00 | 1,271,290.00 | .00 | .00 | 728,910.00 | |
| 401 EMPLOYEE HEALTH BENEFIT | | | | | | | | |
| 000 UNDEFINED | | -15,465,000.00 | -15,465,000.00 | -5,673,800.02 | -1,066,159.53 | .00 | -9,791,199.98 | 36.7% |
| 400 BENEFITS | | 15,465,000.00 | 15,465,000.00 | 7,221,096.80 | 925,388.03 | 8,342,145.98 | -98,242.78 | 100.6% |
| | TOTAL REVENUES | -15,465,000.00 | -15,465,000.00 | -5,673,800.02 | -1,066,159.53 | .00 | -9,791,199.98 | |
| | TOTAL EXPENSES | 15,465,000.00 | 15,465,000.00 | 7,221,096.80 | 925,388.03 | 8,342,145.98 | -98,242.78 | |
| 403 WORKERS COMPENSATION | | | | | | | | |
| 000 UNDEFINED | | -1,910,500.00 | -1,910,500.00 | -1,067,233.70 | -263,741.88 | .00 | -843,266.30 | 55.9% |
| 400 BENEFITS | | 1,910,500.00 | 1,910,500.00 | 584,248.07 | 38,867.22 | 440,889.93 | 885,362.00 | 53.7% |
| | TOTAL REVENUES | -5,666,975.00 | -5,666,975.00 | -1,067,233.70 | -263,741.88 | .00 | -4,599,741.30 | |
| | TOTAL EXPENSES | 5,666,975.00 | 5,666,975.00 | 584,248.07 | 38,867.22 | 440,889.93 | 4,641,837.00 | |
| | GRAND TOTAL | .00 | 38,000.00 | -98,847,014.69 | -56,111,969.45 | 44,828,693.72 | 54,056,320.97***** | |

** END OF REPORT - Generated by Scott, Rhonda **

BUDGET SUMMARIES REPORT
FUND SUMMARY FEBRUARY 2024

FOR 2024 05

| | ORIGINAL APPROP | REVISED BUDGET | YTD ACTUAL | MTD ACTUAL | ENCUMBRANCES | AVAILABLE BUDGET | PCT USE/COL |
|--------------------------------|-----------------|-----------------|----------------|----------------|---------------|------------------|-------------|
| 011 GENERAL FUND | .00 | .00 | -48,094,949.79 | -27,581,401.47 | 18,830,431.12 | 29,264,518.67 | 100.0% |
| TOTAL REVENUES | -153,915,013.00 | -153,922,752.00 | -99,591,735.70 | -38,091,352.24 | 100.00 | -54,331,116.30 | |
| TOTAL EXPENSES | 153,915,013.00 | 153,922,752.00 | 51,496,785.91 | 10,509,950.77 | 18,830,331.12 | 83,595,634.97 | |
| 020 CONSOLIDATED ROAD AND BRID | .00 | .00 | 3,238,695.74 | 1,370,106.71 | 4,015,579.17 | -7,254,274.91 | 100.0% |
| TOTAL REVENUES | -16,937,227.00 | -16,937,227.00 | -1,488,334.50 | -303,341.30 | .00 | -15,448,892.50 | |
| TOTAL EXPENSES | 16,937,227.00 | 16,937,227.00 | 4,727,030.24 | 1,673,448.01 | 4,015,579.17 | 8,194,617.59 | |
| 031 PRECINCT 1 PARK | .00 | .00 | -127,467.79 | -49,904.20 | 9,535.83 | 117,931.96 | 100.0% |
| TOTAL REVENUES | -245,083.00 | -245,083.00 | -151,579.89 | -54,996.09 | .00 | -93,503.11 | |
| TOTAL EXPENSES | 245,083.00 | 245,083.00 | 24,112.10 | 5,091.89 | 9,535.83 | 211,435.07 | |
| 032 SLATON/ROOSEVELT PARK | .00 | .00 | -108,967.93 | -44,038.95 | 25,047.76 | 83,920.17 | 100.0% |
| TOTAL REVENUES | -160,582.00 | -160,582.00 | -146,183.16 | -56,396.09 | .00 | -14,398.84 | |
| TOTAL EXPENSES | 160,582.00 | 160,582.00 | 37,215.23 | 12,357.14 | 25,047.76 | 98,319.01 | |
| 033 IDALOU/NEW DEAL PARK | .00 | .00 | -109,183.29 | -48,963.73 | 10,484.44 | 98,698.85 | 100.0% |
| TOTAL REVENUES | -159,115.00 | -159,115.00 | -146,047.98 | -54,996.09 | .00 | -13,067.02 | |
| TOTAL EXPENSES | 159,115.00 | 159,115.00 | 36,864.69 | 6,032.36 | 10,484.44 | 111,765.87 | |
| 034 SHALLOWATER PARK | .00 | .00 | -135,298.43 | -51,695.72 | 8,817.10 | 126,481.33 | 100.0% |
| TOTAL REVENUES | -177,911.00 | -177,911.00 | -147,338.83 | -54,996.09 | .00 | -30,572.17 | |
| TOTAL EXPENSES | 177,911.00 | 177,911.00 | 12,040.40 | 2,900.37 | 8,817.10 | 157,053.50 | |
| 041 PERMANENT IMPROVEMENT | .00 | .00 | -454,362.02 | 65,209.05 | 2,774,754.96 | -2,320,392.94 | 100.0% |
| TOTAL REVENUES | -9,170,610.00 | -9,239,610.00 | -2,890,292.17 | -1,103,065.51 | .00 | -6,349,317.83 | |
| TOTAL EXPENSES | 9,170,610.00 | 9,239,610.00 | 2,435,930.15 | 1,168,274.56 | 2,774,754.96 | 4,028,924.89 | |
| 043 LCETRZ NO1 TAX INCREMENT F | .00 | .00 | -4,341.00 | .00 | .00 | 4,341.00 | 100.0% |
| TOTAL REVENUES | -191,000.00 | -191,000.00 | -4,341.00 | .00 | .00 | -186,659.00 | |
| TOTAL EXPENSES | 191,000.00 | 191,000.00 | .00 | .00 | .00 | 191,000.00 | |
| 046 TJJD (P) JJAEP GRANT | .00 | .00 | -4,130.50 | -4,128.00 | .00 | 4,130.50 | 100.0% |
| TOTAL REVENUES | -80,000.00 | -80,000.00 | -4,130.50 | -4,128.00 | .00 | -75,869.50 | |
| TOTAL EXPENSES | 80,000.00 | 80,000.00 | .00 | .00 | .00 | 80,000.00 | |
| 047 TJJD TJJD DSA RISK & NEEDS | .00 | .00 | .00 | .00 | .00 | .00 | .0% |
| TOTAL REVENUES | -15,628.00 | -15,628.00 | -14,105.36 | .00 | .00 | -1,522.64 | |
| TOTAL EXPENSES | 15,628.00 | 15,628.00 | 14,105.36 | .00 | .00 | 1,522.64 | |
| 048 TJJD DSA RESIDENTIAL PROJE | .00 | .00 | .00 | .00 | .00 | .00 | .0% |
| TOTAL REVENUES | -127,520.00 | -127,520.00 | .00 | .00 | .00 | -127,520.00 | |
| TOTAL EXPENSES | 127,520.00 | 127,520.00 | .00 | .00 | .00 | 127,520.00 | |
| 049 TJJD DSA PREVENT/INTERVENT | .00 | .00 | -33,000.00 | -5,500.00 | .00 | 33,000.00 | 100.0% |
| TOTAL REVENUES | .00 | -66,000.00 | -33,000.00 | -5,500.00 | .00 | -33,000.00 | |
| TOTAL EXPENSES | .00 | 66,000.00 | .00 | .00 | .00 | 66,000.00 | |
| 050 JUVENILE STAR PROGRAM | .00 | .00 | -83,361.38 | 7,236.93 | .00 | 83,361.38 | 100.0% |
| TOTAL REVENUES | -381,500.00 | -381,500.00 | -120,500.00 | .00 | .00 | -261,000.00 | |
| TOTAL EXPENSES | 381,500.00 | 381,500.00 | 37,138.62 | 7,236.93 | .00 | 344,361.38 | |
| 051 JUVENILE PROBATION | .00 | .00 | 475,453.48 | 110,908.81 | 192,797.71 | -668,251.19 | 100.0% |
| TOTAL REVENUES | -8,594,191.00 | -8,594,191.00 | -492,726.49 | -83,664.10 | .00 | -8,101,464.51 | |
| TOTAL EXPENSES | 8,594,191.00 | 8,594,191.00 | 968,179.97 | 194,572.91 | 192,797.71 | 7,433,213.32 | |
| 054 TJJD (A) JUV PROB COMM GRA | .00 | .00 | -585,391.85 | 19,079.93 | 336,529.71 | 248,862.14 | 100.0% |
| TOTAL REVENUES | -2,814,968.00 | -2,814,968.00 | -1,533,635.40 | -182,597.00 | .00 | -1,281,332.60 | |
| TOTAL EXPENSES | 2,814,968.00 | 2,814,968.00 | 948,243.55 | 201,676.93 | 336,529.71 | 1,530,194.74 | |

BUDGET SUMMARIES REPORT
FUND SUMMARY FEBRUARY 2024

FOR 2024 05

| 055 | JUVENILE DETENTION | ORIGINAL APPROP | REVISED BUDGET | YTD ACTUAL | MTD ACTUAL | ENCUMBRANCES | AVAILABLE BUDGET | PCT USE/COL |
|-----|----------------------------|-----------------|----------------|---------------|-------------|--------------|------------------|-------------|
| 055 | JUVENILE DETENTION | .00 | .00 | 1,517,297.39 | 383,299.95 | 92,876.89 | -1,610,174.28 | 100.0% |
| | TOTAL REVENUES | -5,532,696.00 | -5,532,696.00 | -308,380.00 | .00 | .00 | -5,224,316.00 | |
| | TOTAL EXPENSES | 5,532,696.00 | 5,532,696.00 | 1,825,677.39 | 383,299.95 | 92,876.89 | 3,614,141.72 | |
| 057 | JUVENILE FOOD SERVICE | .00 | .00 | 122,852.93 | 35,418.18 | 102,192.84 | -225,045.77 | 100.0% |
| | TOTAL REVENUES | -419,096.00 | -425,543.00 | -64,446.79 | -6,466.40 | .00 | -361,096.21 | |
| | TOTAL EXPENSES | 419,096.00 | 425,543.00 | 187,299.72 | 41,884.58 | 102,192.84 | 136,050.44 | |
| 067 | CJD DWI COURT GRANT | .00 | .00 | .00 | .00 | .00 | .00 | .0% |
| | TOTAL REVENUES | -50,796.00 | -50,796.00 | -8,107.15 | .00 | .00 | -42,688.85 | |
| | TOTAL EXPENSES | 50,796.00 | 50,796.00 | 8,107.15 | .00 | .00 | 42,688.85 | |
| 070 | ON LINE ACCESS | .00 | .00 | -216.43 | 520.00 | 3,620.00 | -3,403.57 | 100.0% |
| | TOTAL REVENUES | -185,000.00 | -185,000.00 | -3,342.67 | .00 | .00 | -181,657.33 | |
| | TOTAL EXPENSES | 185,000.00 | 185,000.00 | 3,126.24 | 520.00 | 3,620.00 | 178,253.76 | |
| 072 | CJD DRUG COURT GRANT | .00 | .00 | .00 | .00 | .00 | .00 | .0% |
| | TOTAL REVENUES | -50,796.00 | -50,796.00 | -5,325.71 | .00 | .00 | -45,470.29 | |
| | TOTAL EXPENSES | 50,796.00 | 50,796.00 | 5,325.71 | .00 | .00 | 45,470.29 | |
| 074 | COUNTY DRUG COURT COURT CO | .00 | .00 | -14,008.74 | -2,355.77 | .00 | 14,008.74 | 100.0% |
| | TOTAL REVENUES | -33,000.00 | -33,000.00 | -14,008.74 | -2,355.77 | .00 | -18,991.26 | |
| | TOTAL EXPENSES | 33,000.00 | 33,000.00 | .00 | .00 | .00 | 33,000.00 | |
| 075 | DISPUTE RESOLUTION | .00 | .00 | 52,552.85 | 16,983.56 | 4,011.16 | -56,564.01 | 100.0% |
| | TOTAL REVENUES | -421,625.00 | -421,625.00 | -137,030.40 | -24,417.27 | .00 | -284,594.60 | |
| | TOTAL EXPENSES | 421,625.00 | 421,625.00 | 189,583.25 | 41,400.83 | 4,011.16 | 228,030.59 | |
| 076 | USDA AG MEDIATION GRANT | .00 | .00 | 40,649.94 | 21,553.10 | 4,420.55 | -45,070.49 | 100.0% |
| | TOTAL REVENUES | -420,000.00 | -420,000.00 | -55,209.00 | .00 | .00 | -364,791.00 | |
| | TOTAL EXPENSES | 420,000.00 | 420,000.00 | 95,858.94 | 21,553.10 | 4,420.55 | 319,720.51 | |
| 077 | DOMESTIC RELATIONS OFFICE | .00 | .00 | 13,534.00 | 14,089.86 | 3,379.70 | -16,913.70 | 100.0% |
| | TOTAL REVENUES | -179,145.00 | -186,770.00 | -57,564.64 | -2,255.90 | .00 | -129,205.36 | |
| | TOTAL EXPENSES | 179,145.00 | 186,770.00 | 71,098.64 | 16,345.76 | 3,379.70 | 112,291.66 | |
| 079 | VENUE HOT & STVR TAX | .00 | .00 | -1,212,675.99 | -219,907.72 | .00 | 1,212,675.99 | 100.0% |
| | TOTAL REVENUES | -3,561,050.00 | -3,561,050.00 | -1,213,799.33 | -220,993.72 | .00 | -2,347,250.67 | |
| | TOTAL EXPENSES | 3,561,050.00 | 3,561,050.00 | 1,123.34 | 1,086.00 | .00 | 3,559,926.66 | |
| 081 | LAW LIBRARY | .00 | .00 | 40,702.02 | -2,575.96 | 40,537.76 | -81,239.78 | 100.0% |
| | TOTAL REVENUES | -200,496.00 | -200,496.00 | -64,249.51 | -14,570.82 | .00 | -136,246.49 | |
| | TOTAL EXPENSES | 200,496.00 | 200,496.00 | 104,951.53 | 11,994.86 | 40,537.76 | 55,006.71 | |
| 083 | ELECTION SERVICES | .00 | .00 | 19,617.42 | 1,319.81 | 268,534.18 | -288,151.60 | 100.0% |
| | TOTAL REVENUES | -1,067,774.00 | -1,067,774.00 | .00 | .00 | .00 | -1,067,774.00 | |
| | TOTAL EXPENSES | 1,067,774.00 | 1,067,774.00 | 19,617.42 | 1,319.81 | 268,534.18 | 779,622.40 | |
| 085 | ELECTION ADMINISTRATION | .00 | .00 | 18,657.08 | 361.14 | .00 | -18,657.08 | 100.0% |
| | TOTAL REVENUES | -42,300.00 | -42,300.00 | -3,012.32 | .00 | .00 | -39,287.68 | |
| | TOTAL EXPENSES | 42,300.00 | 42,300.00 | 21,669.40 | 361.14 | .00 | 20,630.60 | |
| 086 | ELECTION EQUIPMENT | .00 | 30,000.00 | 100,823.67 | .00 | 19,416.79 | -90,240.46 | 400.8% |
| | TOTAL REVENUES | -111,000.00 | -111,000.00 | -5,676.33 | .00 | .00 | -105,323.67 | |
| | TOTAL EXPENSES | 111,000.00 | 141,000.00 | 106,500.00 | .00 | 19,416.79 | 15,083.21 | |
| 090 | DIST CLK RECORDS MGT. AND | .00 | 6,500.00 | 3,974.51 | 1,211.05 | 4,530.00 | -2,004.51 | 130.8% |
| | TOTAL REVENUES | -24,110.00 | -24,110.00 | -514.89 | -28.58 | .00 | -23,595.11 | |
| | TOTAL EXPENSES | 24,110.00 | 30,610.00 | 4,489.40 | 1,239.63 | 4,530.00 | 21,590.60 | |

BUDGET SUMMARIES REPORT
FUND SUMMARY FEBRUARY 2024

FOR 2024 05

| 091 | CTY CLK RECORDS MGT. AND PRES | ORIGINAL APPROP | REVISED BUDGET | YTD ACTUAL | MTD ACTUAL | ENCUMBRANCES | AVAILABLE BUDGET | PCT USE/COL |
|-----|-------------------------------|-----------------|----------------|----------------|------------|--------------|------------------|-------------|
| 091 | CTY CLK RECORDS MGT. AND P | .00 | .00 | -229,364.71 | -33,745.83 | .00 | 229,364.71 | 100.0% |
| | TOTAL REVENUES | -724,500.00 | -724,500.00 | -239,490.02 | -35,954.43 | .00 | -485,009.98 | |
| | TOTAL EXPENSES | 724,500.00 | 724,500.00 | 10,125.31 | 2,208.60 | .00 | 714,374.69 | |
| 092 | CTY RECORDS MGT. AND PRES | .00 | .00 | -42,629.59 | -9,400.10 | .00 | 42,629.59 | 100.0% |
| | TOTAL REVENUES | -89,715.00 | -89,715.00 | -74,341.29 | -15,709.45 | .00 | -15,373.71 | |
| | TOTAL EXPENSES | 89,715.00 | 89,715.00 | 31,711.70 | 6,309.35 | .00 | 58,003.30 | |
| 093 | COURTHOUSE SECURITY | .00 | .00 | 23,970.78 | 4,772.11 | 1,656.76 | -25,627.54 | 100.0% |
| | TOTAL REVENUES | -140,607.00 | -140,607.00 | -61,517.35 | -11,033.79 | .00 | -79,089.65 | |
| | TOTAL EXPENSES | 140,607.00 | 140,607.00 | 85,488.13 | 15,805.90 | 1,656.76 | 53,462.11 | |
| 094 | COURT RECORD PRESERVATION | .00 | .00 | -2,842.41 | -6.48 | 1,335.00 | 1,507.41 | 100.0% |
| | TOTAL REVENUES | -55,500.00 | -55,500.00 | -2,842.41 | -6.48 | .00 | -52,657.59 | |
| | TOTAL EXPENSES | 55,500.00 | 55,500.00 | .00 | .00 | 1,335.00 | 54,165.00 | |
| 095 | LOCAL TRUANCY PREVENT & DI | .00 | .00 | -6,496.85 | -1,508.89 | .00 | 6,496.85 | 100.0% |
| | TOTAL REVENUES | -15,498.00 | -15,498.00 | -6,496.85 | -1,508.89 | .00 | -9,001.15 | |
| | TOTAL EXPENSES | 15,498.00 | 15,498.00 | .00 | .00 | .00 | 15,498.00 | |
| 096 | HISTORICAL COMMISSION | .00 | .00 | -3,413.64 | 242.93 | .00 | 3,413.64 | 100.0% |
| | TOTAL REVENUES | -7,200.00 | -7,200.00 | -111.06 | .00 | .00 | -7,088.94 | |
| | TOTAL EXPENSES | 7,200.00 | 7,200.00 | -3,302.58 | 242.93 | .00 | 10,502.58 | |
| 097 | CHILD ABUSE PREVENTION | .00 | 1,500.00 | -496.21 | -349.57 | .00 | 1,996.21 | -33.1% |
| | TOTAL REVENUES | -353.00 | -353.00 | -496.21 | -349.57 | .00 | 143.21 | |
| | TOTAL EXPENSES | 353.00 | 1,853.00 | .00 | .00 | .00 | 1,853.00 | |
| 099 | CTY/DIST COURT TECHNOLOGY | .00 | .00 | -2,904.03 | -445.80 | .00 | 2,904.03 | 100.0% |
| | TOTAL REVENUES | -7,000.00 | -7,000.00 | -2,904.03 | -445.80 | .00 | -4,095.97 | |
| | TOTAL EXPENSES | 7,000.00 | 7,000.00 | .00 | .00 | .00 | 7,000.00 | |
| 102 | DIST COURT RECORDS TECHNOL | .00 | .00 | -727.22 | -29.02 | .00 | 727.22 | 100.0% |
| | TOTAL REVENUES | -60,000.00 | -60,000.00 | -727.22 | -29.02 | .00 | -59,272.78 | |
| | TOTAL EXPENSES | 60,000.00 | 60,000.00 | .00 | .00 | .00 | 60,000.00 | |
| 103 | COUNTY CLERK RECORDS ARCHI | .00 | .00 | -209,564.73 | -31,673.22 | 181,295.06 | 28,269.67 | 100.0% |
| | TOTAL REVENUES | -670,000.00 | -670,000.00 | -220,307.65 | -35,450.00 | .00 | -449,692.35 | |
| | TOTAL EXPENSES | 670,000.00 | 670,000.00 | 10,742.92 | 3,776.78 | 181,295.06 | 477,962.02 | |
| 105 | COMMUNITY/ECONOMIC DEV PRG | .00 | .00 | 7,449.31 | .00 | 30,000.00 | -37,449.31 | 100.0% |
| | TOTAL REVENUES | -66,950.00 | -66,950.00 | -5,559.69 | .00 | .00 | -61,390.31 | |
| | TOTAL EXPENSES | 66,950.00 | 66,950.00 | 13,009.00 | .00 | 30,000.00 | 23,941.00 | |
| 106 | AMERICAN RESCUE PLAN ACT | .00 | .00 | -22,884,009.77 | 32,218.81 | 1,849,781.00 | 21,034,228.77 | 100.0% |
| | TOTAL REVENUES | -22,913,060.00 | -22,913,060.00 | -23,029,152.82 | .00 | .00 | 116,092.82 | |
| | TOTAL EXPENSES | 22,913,060.00 | 22,913,060.00 | 145,143.05 | 32,218.81 | 1,849,781.00 | 20,918,135.95 | |
| 108 | JP1 JUSTICE COURT TECHNOLO | .00 | .00 | -2,343.96 | -382.55 | 3,607.32 | -1,263.36 | 100.0% |
| | TOTAL REVENUES | -28,801.00 | -28,801.00 | -2,736.64 | -578.95 | .00 | -26,064.36 | |
| | TOTAL EXPENSES | 28,801.00 | 28,801.00 | 392.68 | 196.40 | 3,607.32 | 24,801.00 | |
| 109 | JP2 JUSTICE COURT TECHNOLO | .00 | .00 | -1,839.83 | 207.50 | 338.99 | 1,500.84 | 100.0% |
| | TOTAL REVENUES | -20,000.00 | -20,000.00 | -1,991.69 | -163.36 | .00 | -18,008.31 | |
| | TOTAL EXPENSES | 20,000.00 | 20,000.00 | 151.86 | 370.86 | 338.99 | 19,509.15 | |
| 110 | JP3 JUSTICE COURT TECHNOLO | .00 | .00 | -795.93 | -146.80 | 989.00 | -193.07 | 100.0% |
| | TOTAL REVENUES | -3,000.00 | -3,000.00 | -795.93 | -146.80 | 989.00 | -3,193.07 | |
| | TOTAL EXPENSES | 3,000.00 | 3,000.00 | .00 | .00 | .00 | 3,000.00 | |

BUDGET SUMMARIES REPORT
FUND SUMMARY FEBRUARY 2024

FOR 2024 05

| 111 | JP4 JUSTICE COURT TECHNOLOGY | ORIGINAL APPROP | REVISED BUDGET | YTD ACTUAL | MTD ACTUAL | ENCUMBRANCES | AVAILABLE BUDGET | PCT USE/COL |
|-----|------------------------------|-----------------|----------------|--------------|------------|--------------|------------------|-------------|
| 111 | JP4 JUSTICE COURT TECHNOLO | .00 | .00 | 12,898.21 | 3,176.29 | .00 | -12,898.21 | 100.0% |
| | TOTAL REVENUES | -31,550.00 | -31,550.00 | -2,513.18 | -471.78 | .00 | -29,036.82 | |
| | TOTAL EXPENSES | 31,550.00 | 31,550.00 | 15,411.39 | 3,648.07 | .00 | 16,138.61 | |
| 112 | COURT FACILITY FEE | .00 | .00 | -20,904.14 | .00 | .00 | 20,904.14 | 100.0% |
| | TOTAL REVENUES | -109,725.00 | -109,725.00 | -20,904.14 | .00 | .00 | -88,820.86 | |
| | TOTAL EXPENSES | 109,725.00 | 109,725.00 | .00 | .00 | .00 | 109,725.00 | |
| 114 | JUDICIAL EDUCATION & SUPPO | .00 | .00 | -1,729.90 | -330.00 | .00 | 1,729.90 | 100.0% |
| | TOTAL REVENUES | -5,775.00 | -5,775.00 | -1,729.90 | -330.00 | .00 | -4,045.10 | |
| | TOTAL EXPENSES | 5,775.00 | 5,775.00 | .00 | .00 | .00 | 5,775.00 | |
| 115 | LANGUAGE ACCESS | .00 | .00 | -16,297.77 | -3,308.15 | .00 | 16,297.77 | 100.0% |
| | TOTAL REVENUES | -37,515.00 | -37,515.00 | -16,297.77 | -3,308.15 | .00 | -21,217.23 | |
| | TOTAL EXPENSES | 37,515.00 | 37,515.00 | .00 | .00 | .00 | 37,515.00 | |
| 122 | SHERIFF CONTRABAND | .00 | .00 | 64,309.33 | .00 | .00 | -64,309.33 | 100.0% |
| | TOTAL REVENUES | -328,000.00 | -328,000.00 | -67,605.77 | .00 | .00 | -260,394.23 | |
| | TOTAL EXPENSES | 328,000.00 | 328,000.00 | 131,915.10 | .00 | .00 | 196,084.90 | |
| 124 | INMATE SUPPLY | .00 | .00 | -9,602.64 | .00 | .00 | 9,602.64 | 100.0% |
| | TOTAL REVENUES | -1,114,000.00 | -1,114,000.00 | -102,700.31 | .00 | .00 | -1,011,299.69 | |
| | TOTAL EXPENSES | 1,114,000.00 | 1,114,000.00 | 93,097.67 | .00 | .00 | 1,020,902.33 | |
| 126 | VINE GRANT | .00 | .00 | .00 | .00 | 22,713.94 | -22,713.94 | 100.0% |
| | TOTAL REVENUES | -30,171.00 | -30,286.00 | -7,571.32 | .00 | .00 | -22,714.68 | |
| | TOTAL EXPENSES | 30,171.00 | 30,286.00 | 7,571.32 | .00 | 22,713.94 | .74 | |
| 128 | HOMELAND SECURITY GRANT | .00 | .00 | 3,525.00 | 3,525.00 | 94,750.65 | -98,275.65 | 100.0% |
| | TOTAL REVENUES | -212,674.00 | -212,674.00 | -48,259.58 | .00 | .00 | -164,414.42 | |
| | TOTAL EXPENSES | 212,674.00 | 212,674.00 | 51,784.58 | 3,525.00 | 94,750.65 | 66,138.77 | |
| 129 | HAZARD MITIGATION GRANT-EM | .00 | .00 | .00 | .00 | .00 | .00 | .0% |
| | TOTAL REVENUES | -243,600.00 | -243,600.00 | .00 | .00 | .00 | -243,600.00 | |
| | TOTAL EXPENSES | 243,600.00 | 243,600.00 | .00 | .00 | .00 | 243,600.00 | |
| 130 | PROJECT SAFE NEIGHBORHOOD | .00 | .00 | 4,261.41 | .00 | .00 | -4,261.41 | 100.0% |
| | TOTAL REVENUES | -136,000.00 | -136,000.00 | .00 | .00 | .00 | -136,000.00 | |
| | TOTAL EXPENSES | 136,000.00 | 136,000.00 | 4,261.41 | .00 | .00 | 131,738.59 | |
| 142 | LEOSE SHERIFF | .00 | .00 | -20,313.38 | -24,060.34 | .00 | 20,313.38 | 100.0% |
| | TOTAL REVENUES | -26,000.00 | -26,000.00 | -25,726.55 | -24,060.34 | .00 | -273.45 | |
| | TOTAL EXPENSES | 26,000.00 | 26,000.00 | 5,413.17 | .00 | .00 | 20,586.83 | |
| 145 | SHERIFF COMMISSARY SALARY | .00 | .00 | -8,090.04 | 630.04 | .00 | 8,090.04 | 100.0% |
| | TOTAL REVENUES | -958,673.00 | -958,673.00 | -359,282.56 | -77,757.77 | .00 | -599,390.44 | |
| | TOTAL EXPENSES | 958,673.00 | 958,673.00 | 351,192.52 | 78,387.81 | .00 | 607,480.48 | |
| 146 | LECD EMER COMMUNICATION GR | .00 | .00 | 337.50 | .00 | 32,712.50 | -33,050.00 | 100.0% |
| | TOTAL REVENUES | .00 | -40,250.00 | .00 | .00 | .00 | -40,250.00 | |
| | TOTAL EXPENSES | .00 | 40,250.00 | 337.50 | .00 | 32,712.50 | 7,200.00 | |
| 150 | TAG GRANT | .00 | .00 | 628,018.75 | 621,357.09 | 789,934.02 | -1,417,952.77 | 100.0% |
| | TOTAL REVENUES | -12,552,087.00 | -12,552,087.00 | -733,672.39 | .00 | .00 | -11,818,414.61 | |
| | TOTAL EXPENSES | 12,552,087.00 | 12,552,087.00 | 1,361,691.14 | 621,357.09 | 789,934.02 | 10,400,461.84 | |
| 152 | TAG CRIMINAL JUSTICE GRANT | .00 | .00 | .00 | .00 | .00 | .00 | .0% |
| | TOTAL REVENUES | .00 | -23,910.00 | .00 | .00 | .00 | -23,910.00 | |
| | TOTAL EXPENSES | .00 | 23,910.00 | .00 | .00 | .00 | 23,910.00 | |

BUDGET SUMMARIES REPORT
FUND SUMMARY FEBRUARY 2024

FOR 2024 05

| 161 | CDA BUSINESS CRIMES | ORIGINAL APPROP | REVISED BUDGET | YTD ACTUAL | MTD ACTUAL | ENCUMBRANCES | AVAILABLE BUDGET | PCT USE/COL |
|-----|----------------------------|-----------------|----------------|----------------|----------------|--------------|------------------|-------------|
| 161 | CDA BUSINESS CRIMES | .00 | .00 | 5,439.98 | 2,024.31 | .00 | -5,439.98 | 100.0% |
| | TOTAL REVENUES | -86,500.00 | -86,500.00 | .00 | .00 | .00 | -86,500.00 | |
| | TOTAL EXPENSES | 86,500.00 | 86,500.00 | 5,439.98 | 2,024.31 | .00 | 81,060.02 | |
| 163 | CDA CONTRABAND | .00 | .00 | 8,489.63 | 4,909.11 | .00 | -8,489.63 | 100.0% |
| | TOTAL REVENUES | -100,000.00 | -100,000.00 | .00 | .00 | .00 | -100,000.00 | |
| | TOTAL EXPENSES | 100,000.00 | 100,000.00 | 8,489.63 | 4,909.11 | .00 | 91,510.37 | |
| 164 | CDA SPATTF GRANT | .00 | .00 | 241,548.78 | 84,841.90 | 147,975.61 | -389,524.39 | 100.0% |
| | TOTAL REVENUES | -1,502,168.00 | -1,502,168.00 | -362,486.30 | -25,515.99 | .00 | -1,139,681.70 | |
| | TOTAL EXPENSES | 1,502,168.00 | 1,502,168.00 | 604,035.08 | 110,357.89 | 147,975.61 | 750,157.31 | |
| 166 | CDA JAG GRANT | .00 | .00 | -110,725.21 | 7,711.89 | 23,740.00 | 86,985.21 | 100.0% |
| | TOTAL REVENUES | -191,119.00 | -191,119.00 | -118,942.21 | -505.11 | .00 | -72,176.79 | |
| | TOTAL EXPENSES | 191,119.00 | 191,119.00 | 8,217.00 | 8,217.00 | 23,740.00 | 159,162.00 | |
| 168 | CDA Border Prosecution Uni | .00 | .00 | 15,293.23 | 15,293.23 | .00 | -15,293.23 | 100.0% |
| | TOTAL REVENUES | -439,530.00 | -729,299.00 | -32,108.14 | .00 | .00 | -697,190.86 | |
| | TOTAL EXPENSES | 439,530.00 | 729,299.00 | 47,401.37 | 15,293.23 | .00 | 681,897.63 | |
| 171 | CDA VOCA VICTIM ADV PROJEC | .00 | .00 | 11,444.16 | 11,444.16 | .00 | -11,444.16 | 100.0% |
| | TOTAL REVENUES | -147,474.00 | -147,474.00 | -45,886.05 | .00 | .00 | -101,587.95 | |
| | TOTAL EXPENSES | 147,474.00 | 147,474.00 | 57,330.21 | 11,444.16 | .00 | 90,143.79 | |
| 202 | UNLIMITED TAX ROAD BONDS | .00 | .00 | -1,251,834.70 | 3,268,606.75 | .00 | 1,251,834.70 | 100.0% |
| | TOTAL REVENUES | -7,943,121.00 | -7,943,121.00 | -7,369,555.93 | -2,848,314.48 | .00 | -573,565.07 | |
| | TOTAL EXPENSES | 7,943,121.00 | 7,943,121.00 | 6,117,721.23 | 6,116,921.23 | .00 | 1,825,399.77 | |
| 203 | GEN OB REFUNDING BOND SRS | .00 | .00 | -7,036.15 | 557,403.41 | .00 | 7,036.15 | 100.0% |
| | TOTAL REVENUES | -914,275.00 | -914,275.00 | -903,311.15 | -338,471.59 | .00 | -10,963.85 | |
| | TOTAL EXPENSES | 914,275.00 | 914,275.00 | 896,275.00 | 895,875.00 | .00 | 18,000.00 | |
| 208 | SPECIAL TAX REVENUE BONDS | .00 | .00 | -6,325.38 | .00 | .00 | 6,325.38 | 100.0% |
| | TOTAL REVENUES | -1,245,570.00 | -1,245,570.00 | -6,325.38 | .00 | .00 | -1,239,244.62 | |
| | TOTAL EXPENSES | 1,245,570.00 | 1,245,570.00 | .00 | .00 | .00 | 1,245,570.00 | |
| 301 | MPO ROAD CONSTRUCTION | .00 | .00 | -3,655.88 | .00 | .00 | 3,655.88 | 100.0% |
| | TOTAL REVENUES | -843,292.00 | -843,292.00 | -3,655.88 | .00 | .00 | -839,636.12 | |
| | TOTAL EXPENSES | 843,292.00 | 843,292.00 | .00 | .00 | .00 | 843,292.00 | |
| 302 | TAX ROAD BOND CONSTRUCTION | .00 | .00 | 2,415,982.32 | 421,562.96 | 2,800,235.05 | -5,216,217.37 | 100.0% |
| | TOTAL REVENUES | -59,809,148.00 | -59,809,148.00 | -574,170.06 | .00 | .00 | -59,234,977.94 | |
| | TOTAL EXPENSES | 59,809,148.00 | 59,809,148.00 | 2,990,152.38 | 421,562.96 | 2,800,235.05 | 54,018,760.57 | |
| 304 | MEDICAL EXAMINER CONSTRUCT | .00 | .00 | -35,492,951.17 | -35,492,951.17 | .00 | 35,492,951.17 | 100.0% |
| | TOTAL REVENUES | .00 | .00 | -35,492,951.17 | -35,492,951.17 | .00 | 35,492,951.17 | |
| 307 | CRTC RENOVATIONS #2 | .00 | .00 | 1,034,974.26 | 775,260.58 | 3,317,095.24 | -4,352,069.50 | 100.0% |
| | TOTAL REVENUES | -5,213,000.00 | -5,213,000.00 | -23,212.89 | .00 | .00 | -5,189,787.11 | |
| | TOTAL EXPENSES | 5,213,000.00 | 5,213,000.00 | 1,058,187.15 | 775,260.58 | 3,317,095.24 | 837,717.61 | |
| 308 | VENUE CAPITAL PROJECT | .00 | .00 | 1,270,170.86 | .00 | .00 | -1,270,170.86 | 100.0% |
| | TOTAL REVENUES | -200,200.00 | -2,000,200.00 | -1,119.14 | .00 | .00 | -1,999,080.86 | |
| | TOTAL EXPENSES | 200,200.00 | 2,000,200.00 | 1,271,290.00 | .00 | .00 | 728,910.00 | |
| 401 | EMPLOYEE HEALTH BENEFIT | .00 | .00 | 1,547,296.78 | -140,771.50 | 8,342,145.98 | -9,889,442.76 | 100.0% |
| | TOTAL REVENUES | -15,465,000.00 | -15,465,000.00 | -5,673,800.02 | -1,066,159.53 | .00 | -9,791,199.98 | |
| | TOTAL EXPENSES | 15,465,000.00 | 15,465,000.00 | 7,221,096.80 | 925,388.03 | 8,342,145.98 | -98,242.78 | |

BUDGET SUMMARIES REPORT
FUND SUMMARY FEBRUARY 2024

FOR 2024 05

| 403 | WORKERS COMPENSATION | ORIGINAL APPROP | REVISED BUDGET | YTD ACTUAL | MTD ACTUAL | ENCUMBRANCES | AVAILABLE BUDGET | PCT USE/COL |
|-----|----------------------|-----------------|----------------|----------------|----------------|---------------|------------------|-------------|
| 403 | WORKERS COMPENSATION | .00 | .00 | -482,985.63 | -224,874.66 | 440,889.93 | 42,095.70 | 100.0% |
| | TOTAL REVENUES | -5,666,975.00 | -5,666,975.00 | -1,067,233.70 | -263,741.88 | .00 | -4,599,741.30 | |
| | TOTAL EXPENSES | 5,666,975.00 | 5,666,975.00 | 584,248.07 | 38,867.22 | 440,889.93 | 4,641,837.00 | |
| | GRAND TOTAL | .00 | 38,000.00 | -98,847,014.69 | -56,111,969.45 | 44,828,693.72 | 54,056,320.97 | *****% |

** END OF REPORT - Generated by Scott, Rhonda **