

LUBBOCK COUNTY, TEXAS  
Monthly Unaudited Financial Report

April 30, 2024



Prepared By: County Auditor's Office

Kathy Williams, County Auditor

Members of Government Finance Officers Association of the United States and  
Canada

This report is available on the Internet

Lubbock County, Texas  
Unaudited Monthly Financial Report  
April 30, 2024  
Table of Contents

<b>Description</b>	<b>Page Number</b>
County Auditor's Letter of Transmittal	3
<b>Financial Statements:</b>	
❖ Consolidated Balance Sheet – All Funds	4-7
❖ Bank Balances – All Funds	8
❖ Revenue Report – Account Summary	10-56
❖ Revenue Report – Group/Fund Summary	58-79
❖ Venue HOT & STVR Tax	28, 62, 75
<b>Schedules:</b>	
❖ Debt Service Maturity Schedules	80-86
❖ Investment Schedules	87-89
❖ Schedule of Transfers between Funds	90
❖ Sales Tax Summary	91
❖ Ad Valorem Collection Summary	92-93
<b>Budget Status:</b>	
❖ Budget Report – Account Summary	95-171
❖ Budget Report – Group/Fund Summary	173-195
❖ Venue HOT & STVR Tax	137, 178, 178

# LUBBOCK COUNTY

**Kathy Williams**  
County Auditor

**Rhonda Scott**  
First Assistant Auditor



P.O. Box 10536  
916 Main, Suite 700  
Lubbock, Texas 79408-3536  
Phone: (806) 775-1097  
Fax: (806) 775-7917

May 28, 2024

The Honorable District Judges and the Honorable Members of the Commissioners' Court:

The unaudited and unadjusted financial report of Lubbock County, Texas, for the month ended April 30, 2024, is hereby submitted as required by the Local Governmental Code 114.025.

This report is presented in three sections, namely: Financial Statements, Schedules, and Budget Status.

Although this report is self explanatory, please do not hesitate to call the County Auditor's office for more information at (806) 775-1097. This report can be seen on the Internet at [www.co.lubbock.tx.us](http://www.co.lubbock.tx.us).

Respectfully submitted,

A handwritten signature in blue ink that reads "Kathy Williams". The signature is fluid and cursive, with a long horizontal stroke at the end.

Kathy Williams  
County Auditor

CONSOLIDATED BALANCE SHEET FOR 2024 7

OBJ	OBJ DESCRIPTION	NET CHANGE FOR PERIOD	ACCOUNT BALANCE
ASSETS			
100200	CASH ACCOUNT	309,727.70	7,934,265.42
100201	JURY FUND	.00	25,000.00
100202	FEDERAL TAX ACCOUNT	.00	5,000.00
100205	SO FORFEITED CONTRABAND	.00	229,381.51
100206	SO INMATE COMMISSARY ACCOUNT	.00	4,477,066.62
100207	SO INMATE PROGRAM DONATIONS	.00	7,154.96
100208	CDA BUSINESS CRIMES	-1,351.16	98,881.80
100209	CDA FORFEITED ASSETS	-300.00	120,407.12
100210	SPAT PROGRAM INCOME	3,994.70	55,235.87
100212	CDA JAG 22	312.95	71,442.26
100214	CDA JAG 21	176.45	40,282.68
100215	CDA JAG 23	503.50	114,941.89
100235	JP1 CREDIT CARD	-521.60	20,377.50
100236	JP1 E FILE ACCOUNT	1,505.00	6,023.00
100238	JP2 CREDIT CARD	-85.11	11,700.99
100239	JP2 E FILE ACCOUNT	192.00	4,868.00
100241	JP3 CREDIT CARD	7,393.00	19,396.00
100242	JP3 E FILE ACCOUNT	1,011.00	6,395.00
100244	JP4 CREDIT CARD	6,453.00	24,743.00
100245	JP4 E FILE ACCOUNT	1,492.00	4,364.00
100263	DRC REVENUE ACCOUNT	-14,934.00	.00
100290	Public works Credit Card	-3,480.00	12,380.00
100291	PRE-TRIAL - CREDIT CARD	180.00	413.00
100400	CHANGE FUNDS	.00	66,190.00
100403	CDA DEA INVESTIGATION	.00	10,000.00
100802	INVESTMENTS	.00	356,772.56
101901	DEA CASH LNB	.00	88,680.42
105000	CLAIM ON CASH	-4,226,742.26	270,379,194.86
117000	DELINQUENT TAXES	.00	3,868,430.25
119900	EST UNCOLL DLNQNT TAXES	.00	-3,385,029.43
122100	ACCOUNTS RECEIVABLE	-438,577.75	1,150,220.31
126300	WOODROW VFD	.00	20,000.00
126500	WEST CARLISLE VFD	.00	50,000.00
127200	SHALLOWATER VFD	.00	165,767.00
127400	BUFFALO SPRINGS VFD	.00	9,200.00
129000	RETURNED CHECKS RECEIVABLE	.00	3,055.32
131100	ANDREWS COUNTY	-7,870.00	.00
131103	259TH JUDICIAL DISTRICT	-8,449.95	1,595.00
131600	GARZA COUNTY	.00	2,375.00
131700	HALE COUNTY	-3,875.00	.00
131800	HOCKLEY COUNTY	-8,990.00	.00
131830	HOPKINS COUNTY	-1,875.00	.00
131858	KENDALL COUNTY	-1,750.00	.00
131910	NAVARRO COUNTY	-750.00	.00
132000	WARD COUNTY	-3,038.39	.00
132101	GRAY COUNTY	-8,990.00	.00
132600	DAWSON COUNTY	-625.00	.00
132800	BAILEY/PARMER COUNTIES	-1,625.00	.00

CONSOLIDATED BALANCE SHEET FOR 2024 7

OBJ	OBJ DESCRIPTION	NET CHANGE FOR PERIOD	ACCOUNT BALANCE
<b>ASSETS</b>			
132900	MOORE COUNTY	-7,745.00	.00
133100	DEAF SMITH COUNTY	-16,740.00	.00
133200	DALLAM COUNTY	-4,415.00	.00
133601	EASTLAND COUNTY	-8,700.00	4,495.00
134000	HOWARD COUNTY	-6,000.00	.00
134200	RANDALL/POTTER COUNTY	-4,495.00	.00
135300	SWISHER/CASTRO COUNTY	-11,375.00	375.00
135801	100th JUDICIAL DISTRICT	-1,500.00	.00
136002	WARD COUNTY	.00	4.00
139800	FINES, FEES, COURT COST REC	.00	1,546,677.31
139900	FINES, FEES ALLOW FOR UNCOLL	.00	-309,335.46
147001	UNAMORTIZED PREM/DISC	.00	-1,698,798.21
154000	DUE FROM INSURANCE CLEARING	.00	15,000.00
162100	PREPAID INSURANCE	.00	68,966.89
162600	PREPAID EXPENSES/CONTRACTS	.00	1,708.00
	<b>TOTAL ASSETS</b>	<b>-4,461,858.92</b>	<b>285,705,264.44</b>
<b>LIABILITIES</b>			
200000	FICA TAXES PAYABLE	-6,679.52	-362,265.99
200100	MEDICARE	-1,562.28	-84,723.61
200200	WITHHOLDING PAYABLE	-14,053.66	-261,290.82
200300	RETIREMENT PAYABLE	-9,927.28	-547,932.53
200400	HEALTH INSURANCE PAYABLE	-6,036.79	-444,343.75
200500	UNEMPLOYMENT PAYABLE	-6,339.43	-9,616.05
200700	WORKERS COMP PAYABLE	-1,902.82	-93,533.71
200900	PAYABLE TO UNITED WAY	5.00	-933.51
201000	DEFERRED COMP PAYABLE	-250.00	-17,652.05
201100	PARKING WITHHELD	-19.50	-2,989.50
201200	DENTAL INSURANCE PAYABLE	-260.47	-26,498.26
201401	SUPPLEMENTAL LIFE & AD&D	-89.40	-18,310.57
201600	CHILD SUPPORT PAYABLE	-732.33	-11,473.16
201800	CHILD SUPPORT PAYABLE	.00	-121.47
202500	FSA-MEDICAL PAYABLE	-595.08	-46,701.81
202600	FSA-CHILD CARE PAYABLE	19.23	-1,945.31
202900	VISION PAYABLE	-44.24	-4,823.48
204100	LEOSE-CONSTABLE 1	.00	-9,178.31
204200	LEOSE-CONSTABLE 2	.00	-2,814.56
204300	LEOSE-CONSTABLE 3	.00	-3,451.52
204400	LEOSE-CONSTABLE 4	.00	-10,310.60
210000	ACCOUNTS PAYABLE	9,177.75	-8,440.14
210010	ACCRUED WAGES	-30,727.62	-2,174,306.35
210100	ACCOUNTS PAYABLE PENDING	11,254.09	-1,963,405.90
210600	PURCHASING CARD LIABILITY	.00	-516.57
220110	JP PREC 1 DUE TO OTHERS	-714.23	-37,831.76
220210	JP PREC 2 DUE TO OTHERS	-1,888.00	-39,444.28
220300	JP PREC 3 DUE TO OTHERS	52.60	-46,613.09

CONSOLIDATED BALANCE SHEET FOR 2024 7

OBJ	OBJ DESCRIPTION	NET CHANGE FOR PERIOD	ACCOUNT BALANCE
<b>LIABILITIES</b>			
220430	JP PREC 4 DUE TO OTHERS	1,755.00	-113,201.41
221110	DUE TO COLLECTION AGENCY	.00	-3,080.81
221200	DUE TO CHILD PASS SAFETY SEAT	.05	.00
221300	DUE TO JUROR DONATIONS	.00	-142.00
223100	DUE TO (CVC) COMP TO VICTIMS	23.91	-24.97
223200	DUE TO CJC	9.00	.00
223300	DUE TO LEOA	.90	.00
223400	DUE TO JCPT	2.12	-1.10
223700	DUE TO WARRANT EXEC-STATE	-63.94	-95.48
223800	DUE TO ARREST FEE-STATE	-312.62	-722.97
223900	DUE TO LEMI	.42	.00
224000	DUE TO CRIME STOPPERS	1.80	.00
224200	DUE TO GENERAL REV-GR	2.25	.00
224900	TRUANT CONDUCT FEE	.00	-300.00
225100	DUE TO FLSI (INDIGENTS)	54.78	-8.01
225200	DUE TO FA (FUGITIVE APPR)	12.59	-5.28
225300	DUE TO CCC (CONS CRT COST)	-34.10	-73.06
225400	DUE TO JCD (JUV CR DELIQ)	.29	-.29
225500	DUE TO TP (TIME PAYMENT)	156.75	-298.63
225600	CMI FEE	.35	-.10
225700	CMIT FINE	-51.59	-265.20
225800	STF	-5,632.46	-6,269.82
225810	STF 2	20,683.03	.00
225900	NONDISCLOSURE FEE	28.00	-28.00
226000	SEXUAL ASSAULT	961.00	-355.00
226100	NEW CCC	3,680.63	-2,080.42
226200	EMS TRAUMA FUND	4,393.93	-1,307.50
226300	FAILURE TO APPEAR- FTA-STATE	995.64	-534.68
226400	OMNIBASE PROGRAM	902.62	-427.16
226500	BAIL BOND FEE STATE	-858.00	.00
226600	DUE TO COMP (BIRTH CERT FEE)	34.20	.00
226700	DUE TO COMP (MARRIAGE LICENSE)	7,595.00	.00
226800	DUE TO COMP (JSAL FUND)	69.56	-33.44
226900	DIST CLERK JUDICIAL FEE	292.16	-27.06
227000	JURY REIMBURSEMENT FEE	315.79	-145.74
227100	JUDICIAL SUPPORT PMT-CIVIL	269.20	-25.27
227200	JUDICIAL SUPPORT PMT-CRIMINAL	469.89	-223.90
227300	E-FILING FEE-CRIMINAL	31.37	-10.32
227400	E-FILING FEE-CIVIL	217.12	-18.05
227500	UNCLAIMED FUNDS-ESCHEAT	-505.48	-357,934.62
227700	UNCLAIMED FUNDS	.00	-73,785.47
227800	BAIL BOND BOARD	.00	-16,923.00
228000	INMATE BENEFITS-REFUSED CKS	.00	-395.58
228100	DUE TO DRUG COURT FEE	96.57	-60.87
228110	INDIGENT DEFENSE FEE	150.50	-74.39
228200	DNA TESTING FEE	3.63	-13.77
228400	CIVIL JUSTICE FEE	3.08	-1.10
228500	JUD/CRT PERSONNEL TRAINING FEE	32.93	-2.75

**CONSOLIDATED BALANCE SHEET FOR 2024 7**

OBJ	OBJ DESCRIPTION	NET CHANGE FOR PERIOD	ACCOUNT BALANCE
<b>LIABILITIES</b>			
228600	7TH COA JUDICIAL SUPPORT FEE	1,805.44	-1,708.01
228900	TX HOME VISITING FEE	110.00	.00
229000	TRUANCY PREVENTION & DIVERSION	145.94	-63.52
229200	CSCD COURT COST	232.70	-313.70
229300	CSCD FINES	56.00	-82.00
229400	CSCD-DPS FEES	182.03	-2,376.30
229600	DUE TO CCC STATE	52,656.12	-29,583.98
229800	State CCC - Civil	58,001.00	-26,598.00
229850	State CCC Civil - Subsequent F	45.00	.00
229860	CLERKS FILING FEE - STATE	325.00	-90.00
229900	FAMILY VIOLENCE FINE	-266.00	-11,050.16
230000	Due To Intoxicated Driver	4,520.73	-2,182.05
260100	OTHER LIABILITIES	.00	-100.00
260510	EXTRADITION BONDS	-3,638.96	-157,757.61
270000	DEFERRED REVENUE	-300.00	-300.00
271400	NET DELINQUENCY TAX RECV	.00	-483,400.85
271520	PAVING ESCROW	.00	-29,650.91
271600	SUB DIVISION PAVING ESCRO	.00	-75,340.48
279900	FINES, FEES, COURT COST PAY	.00	-1,237,341.85
280300	UNDISTRIBUTED INTEREST	-1,169,224.00	-1,169,224.00
	<b>TOTAL LIABILITIES</b>	<b>-1,080,875.11</b>	<b>-10,037,529.30</b>
<b>FUND BALANCE</b>			
360000	UNRESERVED UNDESIGNATED	.00	-186,988,509.61
360001	EXPENDITURES	20,638,425.90	137,509,097.10
360002	REVENUES	-15,095,691.87	-225,313,322.63
360100	RESERVE-INS DEDUCTIBLE	.00	-875,000.00
360202	ENCUMBRANCES	-8,543,416.63	68,927,075.72
360203	FB CURRENT ENCUMBRANCES	8,543,416.63	-68,927,075.72
360300	BUDGET FUND BAL UNRESERVED	.00	38,000.00
360301	APPROPRIATIONS	-681,334.00	-384,438,992.00
360302	BUDGETED REVENUES	681,334.00	384,400,992.00
	<b>TOTAL FUND BALANCE</b>	<b>5,542,734.03</b>	<b>-275,667,735.14</b>
	<b>TOTAL LIABILITIES + FUND BALANCE</b>	<b>4,461,858.92</b>	<b>-285,705,264.44</b>

\*\* END OF REPORT - Generated by Scott, Rhonda \*\*

Lubbock County, Texas  
City Bank - Bank Balance Report  
April 2024

ACCOUNT NAME	BEGINNING BALANCE	INCREASE/ DECREASE	ENDING BALANCE
A INSURANCE CLEARING	\$8,756.91	\$7,872.53	\$16,629.44
A JURY	\$25,000.00	\$0.00	\$25,000.00
A LC FSA ACCOUNT	\$61,614.78	(\$361.29)	\$61,253.49
A PAYROLL	\$2,036.65	(\$0.01)	\$2,036.64
A POOLED CASH	\$52,989,942.86	(\$6,183,345.81)	\$46,806,597.05
A TREASURER FED TAX	\$5,000.00	\$0.00	\$5,000.00
A WORKERS COMP	\$9,493.33	\$9,910.50	\$19,403.83
BAIL BOND	\$592,750.00	\$0.00	\$592,750.00
BB SPECIAL ACCOUNT	\$22,680.00	(\$12,075.00)	\$10,605.00
CASH BOND	\$280,775.00	(\$9,900.00)	\$270,875.00
CC CREDIT CARD ACCOUNT	\$0.00	\$0.00	\$0.00
CC E FILE ACCOUNT	\$0.00	\$0.00	\$0.00
CC GENERAL	\$141,732.24	(\$32,491.71)	\$109,240.53
CC REGISTRY FUND	\$8,199,238.04	(\$6,932,761.91)	\$1,266,476.13
CDA BUSINESS CRIMES	\$99,939.22	\$1,604.21	\$101,543.43
CDA COMPROLLER	\$11,624.38	(\$2,641.66)	\$8,982.72
CDA DPS FORFEITURE	\$15,978.38	(\$4,798.33)	\$11,180.05
CDA FORFEITED	\$123,887.81	(\$7,429.53)	\$116,458.28
CDA JAG14	\$71,129.31	\$312.95	\$71,442.26
CDA JAG15	\$40,106.23	\$176.45	\$40,282.68
CDA JAG19	\$114,438.39	\$503.50	\$114,941.89
CDA JAG20	\$0.00	\$0.00	\$0.00
CDA RESTITUTION	\$18,401.88	(\$6,911.58)	\$11,490.30
CDA SEIZURE	\$194,600.58	\$0.00	\$194,600.58
CDA TRUST FUND	\$157,465.10	(\$7,226.48)	\$150,238.62
CRTC COMMISSARY	\$5,605.41	(\$965.14)	\$4,640.27
CRTC REVENUE FUND	\$5,424.97	(\$3,445.17)	\$1,979.80
CRTC TRUST FUND	\$42,577.81	(\$9,212.14)	\$33,365.67
CSCD CREDIT CARD	\$257,547.72	(\$17,698.34)	\$239,849.38
CSCD HEALTH	\$22,695.66	(\$22,685.66)	\$10.00
CSCD OPERATING	\$54,303.43	\$752.20	\$55,055.63
DC CREDIT CARD ACCT-SARA SMITH	\$0.00	\$0.00	\$0.00
DC CUSTODIAL-SARA SMITH	\$2,743,418.48	(\$66,855.16)	\$2,676,563.32
DC E FILE ACCOUNT-SARA SMITH	\$0.00	\$0.00	\$0.00
DC GENERAL-SARA SMITH	\$303,397.88	\$24,092.03	\$327,489.91
DIST CT ONLINE ACCESS	\$0.00	\$0.00	\$0.00
DIST CT PRE-TRIAL CREDIT CARD	\$233.00	\$180.00	\$413.00
DRC CHECKING	\$14,984.00	(\$7,319.00)	\$7,665.00
HOST COURT	\$3,083.75	\$0.00	\$3,083.75
HOT TAX COLLECTIONS	\$47,479.07	\$24,211.10	\$71,690.17
JP 1	\$5,924.95	(\$3,104.95)	\$2,820.00
JP 1 CREDIT CARD	\$20,899.10	(\$1,351.60)	\$19,547.50
JP 1 E FILE ACCOUNT	\$4,632.00	\$1,391.00	\$6,023.00
JP 2	\$10,803.29	\$0.00	\$10,803.29
JP 2 CREDIT CARD	\$11,841.10	(\$140.11)	\$11,700.99
JP 2 E FILE ACCOUNT	\$4,676.00	\$192.00	\$4,868.00
JP 3	\$14,823.00	(\$1,860.00)	\$12,963.00
JP 3 CREDIT CARD	\$12,283.00	\$6,827.00	\$19,110.00
JP 3 E FILE ACCOUNT	\$5,661.00	\$734.00	\$6,395.00
JP 4	\$11,026.00	(\$2,103.00)	\$8,923.00
JP 4 CREDIT CARD	\$18,340.00	\$6,053.00	\$24,393.00
JP 4 E FILE ACCOUNT	\$2,872.00	\$1,492.00	\$4,364.00
JPO FEE ACCOUNT	\$211.00	(\$1.00)	\$210.00
JUVENILE PROBATION CREDIT CARD	\$0.00	\$0.00	\$0.00
LC VENUE PROJECT FUND	\$7,624,537.72	\$309,727.70	\$7,934,265.42
MEDICAL EXAMINER CREDIT CARD	\$0.00	\$0.00	\$0.00
MEDICAL EXAMINER	\$50.00	\$1,900.00	\$1,950.00
PARKS PCT. 1 REVENUE ACCOUNT	\$0.00	\$0.00	\$0.00
PARKS PCT. 2 REVENUE ACCOUNT	\$0.00	\$0.00	\$0.00
PUBLIC WORKS CREDIT CARD	\$15,860.00	(\$3,480.00)	\$12,380.00
RK TAC	\$664.41	(\$194.67)	\$469.74
RK TAC BEER AND LIQU	\$9,670.00	\$935.00	\$10,605.00
RK TAC CERT OF TITLE	\$96,654.63	\$12,539.27	\$109,193.90
RK TAC CHARGE CARD	\$68,833.09	(\$50,247.84)	\$18,585.25
RK TAC CHECK CLEARIN	\$297,556.23	(\$131,727.56)	\$165,828.67
RK TAC DPS DL RENEWAL	\$890.00	\$150.00	\$1,040.00
RK TAC EFT ACCOUNT	\$263,955.51	\$323,493.10	\$587,448.61
RK TAC MOTOR VEHICLE	\$2,308,873.52	(\$76,384.49)	\$2,232,489.03
RK TAC OMNIBUS	\$2,845,282.61	(\$1,302,974.83)	\$1,542,307.78
SHERIFF'S RECOVERED FUNDS	\$27,981.00	\$14.00	\$27,995.00
SO FORFEITED	\$229,381.51	(\$63,732.89)	\$165,648.62
SO INMATE	\$279,338.84	\$144,066.40	\$423,405.24
SO SEIZED FUNDS	\$233,085.60	\$551.00	\$233,636.60
SO SHERIFF	\$94,680.72	(\$44,219.72)	\$50,461.00
SPATTF FEDERAL ACCT	\$0.00	\$0.00	\$0.00
SPATTF PROGRAM INCOME	\$51,241.17	\$3,994.70	\$55,235.87
	\$81,259,871.27	(\$14,125,970.94)	\$67,133,900.33



# Revenue Summaries Report

---

For Fiscal: 2023-2024 Period Ending 04/30/24

**Account Summary**

**REVENUE SUMMARIES REPORT**  
**ACCOUNT SUMMARY APRIL 2024**

FOR 2024 07

	ORIGINAL ESTIM REV	REVISED EST REV	ACTUAL YTD REVENUE	ACTUAL MTD REVENUE	REMAINING REVENUE	PCT COLL
<b>011 GENERAL FUND</b>						
011 461000 COUNTY CLERK GENERAL	.00	.00	120.00	.00	-120.00	100.0
TOTAL UNDEFINED CHAR	.00	.00	120.00	.00	-120.00	100.0%
<b>40 Tax Collections</b>						
011 400100 CURRENT AD VALOREM TAXE	91,954,699.00	91,954,699.00	89,312,364.23	1,148,485.13	2,642,334.77	97.1
011 400400 PEN & INT - CURRENT LEV	377,014.00	377,014.00	243,014.10	109,559.74	133,999.90	64.5
011 400500 DELIQ TAXES - PRIOR YEA	560,924.00	560,924.00	192,169.85	81,206.83	368,754.15	34.3
011 400600 PEN & INT - PRIOR YEARS	285,060.00	285,060.00	201,148.98	30,631.50	83,911.02	70.6
011 401000 COUNTY SALES & USE TAX	38,140,330.00	38,140,330.00	15,503,721.54	2,883,287.30	22,636,608.46	40.6
TOTAL Tax Collections	131,318,027.00	131,318,027.00	105,452,418.70	4,253,170.50	25,865,608.30	80.3%
<b>41 Licenses/Permits</b>						
011 410100 COUNTY CLERK	67,482.00	67,482.00	34,345.90	7,810.30	33,136.10	50.9
011 410200 BEER & LIQUOR PERMITS	117,660.00	117,660.00	69,943.00	9,270.00	47,717.00	59.4
TOTAL Licenses/Permits	185,142.00	185,142.00	104,288.90	17,080.30	80,853.10	56.3%
<b>42 Intergovernmental</b>						
011 420100 GRANT REVENUE	.00	7,739.00	7,738.34	.00	.66	100.0
011 420210 STATE MIXED DRINK TAX	1,760,359.00	1,760,359.00	815,829.20	163,987.41	944,529.80	46.3
011 420320 EMERGENCY MGT GRANT	9,174.00	9,174.00	.00	.00	9,174.00	.0
011 420500 BINGO TAX PROCEEDS	239,304.00	239,304.00	110,383.95	58,865.25	128,920.05	46.1
011 420900 STATE - COUNTY COURTS	280,082.00	280,082.00	141,100.00	.00	138,982.00	50.4
011 421210 STRADUS A/G CHILD SUPPO	1,175.00	1,175.00	378.67	64.06	796.33	32.2
011 422020 INTER LOCAL AGREEMENT-C	608,199.00	608,199.00	341,962.29	.00	266,236.71	56.2
011 424800 GRANT ADMINISTRATION RE	985.00	985.00	408.54	.00	576.46	41.5
011 425000 INDIGENT DEFENSE GRANT	255,056.00	255,056.00	.00	.00	255,056.00	.0
TOTAL Intergovernmental	3,154,334.00	3,162,073.00	1,417,800.99	222,916.72	1,744,272.01	44.8%
<b>43 Fees</b>						

**REVENUE SUMMARIES REPORT**  
**ACCOUNT SUMMARY APRIL 2024**

FOR 2024 07

	ORIGINAL ESTIM REV	REVISED EST REV	ACTUAL YTD REVENUE	ACTUAL MTD REVENUE	REMAINING REVENUE	PCT COLL
011 430200 COUNTY JUDGE	8,325.00	8,325.00	4,034.00	736.00	4,291.00	48.5
011 430300 COUNTY CLERK	1,509,696.00	1,509,696.00	747,810.55	142,590.43	761,885.45	49.5
011 430600 VRED - TAPE	76.00	76.00	15.00	.00	61.00	19.7
011 430700 TRAFFIC	5,388.00	5,388.00	2,758.98	389.15	2,629.02	51.2
011 430800 CHILD SAFETY - CS	1,007.00	1,007.00	873.40	225.65	133.60	86.7
011 431000 TAX ASSESSOR/COLLECTOR	38,912.00	38,912.00	17,131.00	250.00	21,781.00	44.0
011 431100 TAX OFFICE DPS DL RENEW	7,683.00	7,683.00	4,620.00	965.00	3,063.00	60.1
011 431310 APPRAISAL DISTRICT FILI	.00	.00	3,200.00	.00	-3,200.00	100.0
011 431500 INDIGENT DEFENSE FEE	113.00	113.00	40.08	.00	72.92	35.5
011 431600 JURY FEE COUNTY	1,500.00	1,500.00	869.01	142.65	630.99	57.9
011 432200 PASSPORT FEE - DIST CLE	30,000.00	30,000.00	31,955.00	5,180.00	-1,955.00	106.5
011 432300 DISTRICT CLERK FEES	369,761.00	369,761.00	204,638.30	31,299.11	165,122.70	55.3
011 432500 PROSECUTOR'S FEES	10,285.00	10,285.00	8,518.00	1,324.88	1,767.00	82.8
011 433100 JP PRECINCT 1	46,312.00	46,312.00	31,654.62	4,876.57	14,657.38	68.4
011 433200 JP PRECINCT 2	50,573.00	50,573.00	32,978.11	4,980.77	17,594.89	65.2
011 433300 JP PRECINCT 3	73,726.00	73,726.00	43,057.78	6,602.81	30,668.22	58.4
011 433400 JP PRECINCT 4	32,861.00	32,861.00	26,580.09	4,249.07	6,280.91	80.9
011 434000 DISTRICT ATTORNEY	625.00	625.00	832.89	285.37	-207.89	133.3
011 434500 MEDICAL EXAMINER	380.00	380.00	75.00	75.00	305.00	19.7
011 434600 SHERIFF	291,544.00	291,544.00	197,394.88	19,838.86	94,149.12	67.7
011 434800 CONSTABLES	637,773.00	637,773.00	283,156.58	43,920.00	354,616.42	44.4
011 435000 DEFENSIVE DRIVING FEE	9,872.00	9,872.00	2,000.23	357.15	7,871.77	20.3
011 435100 SS FEE-INMATE	9,542.00	9,542.00	8,800.00	1,000.00	742.00	92.2
011 435200 ISSUED WARRANT EXECUTIO	32,000.00	32,000.00	21,187.43	3,520.67	10,812.57	66.2
011 435300 ARREST FEES - COUNTY	6,860.00	6,860.00	5,154.36	784.32	1,705.64	75.1
011 435410 FAMILY PROTECTION FEE	16.00	16.00	15.00	.00	1.00	93.8
011 435600 COURT INITIATED GUARDIA	7,383.00	7,383.00	17,160.00	3,420.00	-9,777.00	232.4
011 436000 CMIT FINE COMMISSION	133.00	133.00	.00	.00	133.00	.0
011 436100 CMI FINE COMMISSION	1.00	1.00	.10	.00	.90	10.0
011 436200 BAT COMMISSIONS	5.00	5.00	.00	.00	5.00	.0
011 437400 VITAL STATISTICS PRESER	5,030.00	5,030.00	2,983.00	595.00	2,047.00	59.3
<b>TOTAL Fees</b>	<b>3,187,382.00</b>	<b>3,187,382.00</b>	<b>1,699,493.39</b>	<b>277,608.46</b>	<b>1,487,888.61</b>	<b>53.3%</b>

**44 Commissions**

011 440100 MOTOR VEHICLE SALES TAX	4,000,000.00	4,000,000.00	3,493,675.14	3,493,675.14	506,324.86	87.3
011 440200 CERTIFICATE OF TITLE CO	443,517.00	443,517.00	192,833.13	34,555.00	250,683.87	43.5
011 440300 MOTOR VEHICLE COMMISSIO	836,180.00	836,180.00	385,536.61	71,441.65	450,643.39	46.1
011 440500 (CVC) COMP TO VICTIMS O	100.00	100.00	6.93	.00	93.07	6.9
011 440600 LEOA COMMISSION	1.00	1.00	.10	.00	.90	10.0

**REVENUE SUMMARIES REPORT**  
**ACCOUNT SUMMARY APRIL 2024**

FOR 2024 07

	ORIGINAL ESTIM REV	REVISED EST REV	ACTUAL YTD REVENUE	ACTUAL MTD REVENUE	REMAINING REVENUE	PCT COLL
011 440800 BEER & LIQUOR COMMISSIO	996.00	996.00	590.00	175.00	406.00	59.2
011 441100 CJC COMMISSION	15.00	15.00	1.00	.00	14.00	6.7
011 441200 JCPT COMMISSION	5.00	5.00	.56	.00	4.44	11.2
011 441400 JPD COMM	314.00	314.00	193.79	.00	120.21	61.7
011 441600 ARREST FEES - COMM	8,434.00	8,434.00	2,894.63	.00	5,539.37	34.3
011 441700 LEMI COMMISSION	1.00	1.00	.08	.00	.92	8.0
011 441800 CRIMESTOPPERS-COMM	2.00	2.00	.20	.00	1.80	10.0
011 442000 GENERAL REVENUE COMM GR	1.00	1.00	.00	.00	1.00	.0
011 442100 LEOCE COMM	1.00	1.00	.00	.00	1.00	.0
011 442200 DNA TESTING FEE	64.00	64.00	5.45	.00	58.55	8.5
011 442400 SEPTIC INSPECTION	140,000.00	140,000.00	54,790.00	12,790.00	85,210.00	39.1
011 442500 FLSI COMM	729.00	729.00	12.87	.00	716.13	1.8
011 442600 FA COMM	25.00	25.00	3.73	.00	21.27	14.9
011 442700 CCC COMM	150.00	150.00	11.69	.00	138.31	7.8
011 442800 JCD COMM	.00	.00	.11	.00	-.11	100.0
011 442900 TP COMM (40%)	1,800.00	1,800.00	404.76	.00	1,395.24	22.5
011 443000 JE COMM (10%)	2,500.00	2,500.00	607.15	.00	1,892.85	24.3
011 443500 NEW CCC COMM	4,851.00	4,851.00	1,121.18	.00	3,729.82	23.1
011 443600 EMS TRAUMA FUND COMM	2,273.00	2,273.00	1,198.94	.00	1,074.06	52.7
011 444000 STF COMM	143.00	143.00	61.46	.00	81.54	43.0
011 444100 STF_COMM	3,700.00	3,700.00	1,543.83	.00	2,156.17	41.7
011 444200 DNA (CS)	50.00	50.00	.00	.00	50.00	.0
011 444300 CIVIL DATA JUSTICE FEE	5.00	5.00	.69	.00	4.31	13.8
011 444500 BAIL BOND FEE COMM	5,500.00	5,500.00	1,750.50	.00	3,749.50	31.8
011 444600 COMM DC JUDICIAL FUND	352.00	352.00	125.00	.00	227.00	35.5
011 444700 JURY REIMBURSEMENT FEE	255.00	255.00	83.43	.00	171.57	32.7
011 445000 TIME PAYMENT - COUNTY	17,693.00	17,693.00	11,665.31	1,956.79	6,027.69	65.9
011 445400 CCC STATE COMM	35,000.00	35,000.00	18,727.26	.00	16,272.74	53.5
011 445500 Intoxicated Driver Comm	150.00	150.00	1,116.17	.00	-966.17	744.1
<b>TOTAL Commissions</b>	<b>5,504,807.00</b>	<b>5,504,807.00</b>	<b>4,168,961.70</b>	<b>3,614,593.58</b>	<b>1,335,845.30</b>	<b>75.7%</b>

**45 Charges for Services**

011 450200 JURY FEES	51,299.00	51,299.00	29,386.93	5,014.59	21,912.07	57.3
011 450400 BOARD BILLS - INMATE	1,950,000.00	1,950,000.00	380,775.00	65,175.00	1,569,225.00	19.5
011 452100 COURT REPORTER FEES	87,629.00	87,629.00	68,412.90	11,383.26	19,216.10	78.1
011 455000 SCAAP- JAIL	65,000.00	65,000.00	144,882.00	86,094.00	-79,882.00	222.9
<b>TOTAL Charges for Services</b>	<b>2,153,928.00</b>	<b>2,153,928.00</b>	<b>623,456.83</b>	<b>167,666.85</b>	<b>1,530,471.17</b>	<b>28.9%</b>

**46 Fines/Forfeitures**

011 460100 JP PRECINCT 1	133,195.00	133,195.00	78,008.81	11,948.19	55,186.19	58.6
--------------------------	------------	------------	-----------	-----------	-----------	------

**REVENUE SUMMARIES REPORT**  
ACCOUNT SUMMARY APRIL 2024

FOR 2024 07

	ORIGINAL ESTIM REV	REVISED EST REV	ACTUAL YTD REVENUE	ACTUAL MTD REVENUE	REMAINING REVENUE	PCT COLL
011 460200 JP PRECINCT 2	42,234.00	42,234.00	28,942.66	4,657.05	13,291.34	68.5
011 460300 JP PRECINCT 3	35,779.00	35,779.00	24,167.64	5,104.37	11,611.36	67.5
011 460400 JP PRECINCT 4	102,710.00	102,710.00	56,724.86	10,964.50	45,985.14	55.2
011 460800 COUNTY COURT AT LAW 1	1,826.00	1,826.00	288.00	48.00	1,538.00	15.8
011 460900 COUNTY COURT AT LAW 2	1,135.00	1,135.00	25.15	.00	1,109.85	2.2
011 461100 DISTRICT CLERK FINES	12,483.00	12,483.00	3,768.93	423.00	8,714.07	30.2
011 461210 FORFEITURES	120,842.00	120,842.00	57,278.66	6,250.00	63,563.34	47.4
<b>TOTAL Fines/Forfeitures</b>	<b>450,204.00</b>	<b>450,204.00</b>	<b>249,204.71</b>	<b>39,395.11</b>	<b>200,999.29</b>	<b>55.4%</b>

**47 Interest**

011 470000 INTEREST INCOME	2,000,000.00	2,000,000.00	359,048.28	15,487.68	1,640,951.72	18.0
<b>TOTAL Interest</b>	<b>2,000,000.00</b>	<b>2,000,000.00</b>	<b>359,048.28</b>	<b>15,487.68</b>	<b>1,640,951.72</b>	<b>18.0%</b>

**48 Other Revenue**

011 480200 RENTALS-BUILDINGS	494,772.00	494,772.00	266,568.07	44,118.75	228,203.93	53.9
011 480300 PARKING LOTS	54,085.00	54,085.00	37,086.50	5,649.50	16,998.50	68.6
011 480510 DISPOSAL OF PROPERTY	50,000.00	50,000.00	42,686.45	.00	7,313.55	85.4
011 480600 INSURANCE REIMBURSEMENT	50,000.00	50,000.00	.00	.00	50,000.00	.0
011 480700 JURY REIMBURSEMENTS FRO	57,297.00	57,297.00	37,116.00	.00	20,181.00	64.8
011 481100 REIMBURSEMENTS-TELETYPE	1,043.00	1,043.00	614.00	74.00	429.00	58.9
011 481300 REFUND - ATTORNEY FEES	34,463.00	34,463.00	20,113.09	2,614.53	14,349.91	58.4
011 481500 OTHER REFUNDS/REIMBURSE	50,000.00	50,000.00	.00	.00	50,000.00	.0
011 481710 PAY PHONE COMMISSION	854,791.00	854,791.00	310,125.16	72,571.22	544,665.84	36.3
011 482300 JURY DONATIONS FOR VETE	19,216.00	19,216.00	.00	.00	19,216.00	.0
011 482600 ELECTION REVENUES	100.00	100.00	12.00	.00	88.00	12.0
011 483000 INTEREST-LCAD	21,863.00	21,863.00	12,139.05	605.32	9,723.95	55.5
011 484200 REIMB-INMATE TRANSPORTA	17,084.00	17,084.00	6,407.00	1,973.50	10,677.00	37.5
011 485000 GAIN/LOSS SALE OF INVES	.00	.00	25,000.00	.00	-25,000.00	100.0
011 489900 OTHER REVENUE	500,000.00	500,000.00	68,599.47	4,272.36	431,400.53	13.7
<b>TOTAL Other Revenue</b>	<b>2,204,714.00</b>	<b>2,204,714.00</b>	<b>826,466.79</b>	<b>131,879.18</b>	<b>1,378,247.21</b>	<b>37.5%</b>

**80 Transfers**

011 840300 XFER FROM WORKERS COMP	3,756,475.00	3,756,475.00	.00	.00	3,756,475.00	.0
-----------------------------------	--------------	--------------	-----	-----	--------------	----

**REVENUE SUMMARIES REPORT**  
ACCOUNT SUMMARY APRIL 2024

FOR 2024 07

	ORIGINAL ESTIM REV	REVISED EST REV	ACTUAL YTD REVENUE	ACTUAL MTD REVENUE	REMAINING REVENUE	PCT COLL
TOTAL Transfers	3,756,475.00	3,756,475.00	.00	.00	3,756,475.00	.0%
TOTAL GENERAL FUND	153,915,013.00	153,922,752.00	114,901,260.29	8,739,798.38	39,021,491.71	74.6%
TOTAL REVENUES	153,915,013.00	153,922,752.00	114,901,260.29	8,739,798.38	39,021,491.71	

**020 CONSOLIDATED ROAD AND BRIDGE**

**42 Intergovernmental**

020 420408 STATE-LATERAL ROADS	52,500.00	52,500.00	47,993.46	.00	4,506.54	91.4
020 420700 AUTOMOBILE REGISTRATION	360,000.00	360,000.00	360,000.00	.00	.00	100.0
TOTAL Intergovernmental	412,500.00	412,500.00	407,993.46	.00	4,506.54	98.9%

**45 Charges for Services**

020 451800 SUBDIVISION PLAT FEE	13,000.00	13,000.00	900.00	.00	12,100.00	6.9
020 452000 VEHICLE REG.- SPECIAL F	2,650,950.00	2,650,950.00	1,530,430.00	281,610.00	1,120,520.00	57.7
020 452200 GROSS WEIGHT FEE	147,000.00	147,000.00	62,258.86	62,258.86	84,741.14	42.4
TOTAL Charges for Services	2,810,950.00	2,810,950.00	1,593,588.86	343,868.86	1,217,361.14	56.7%

**47 Interest**

020 470000 INTEREST INCOME	200,000.00	200,000.00	74,351.82	.00	125,648.18	37.2
TOTAL Interest	200,000.00	200,000.00	74,351.82	.00	125,648.18	37.2%

**48 Other Revenue**

020 480510 DISPOSAL OF PROPERTY	498,000.00	498,000.00	520,960.00	113,500.00	-22,960.00	104.6
020 489900 OTHER REVENUE	10,000.00	10,000.00	2,296.51	381.48	7,703.49	23.0
TOTAL Other Revenue	508,000.00	508,000.00	523,256.51	113,881.48	-15,256.51	103.0%

**73 Draws**

**REVENUE SUMMARIES REPORT**  
ACCOUNT SUMMARY APRIL 2024

FOR 2024 07

	ORIGINAL ESTIM REV	REVISED EST REV	ACTUAL YTD REVENUE	ACTUAL MTD REVENUE	REMAINING REVENUE	PCT COLL
020 736100 DRAW FROM RESERVES	3,600,000.00	3,600,000.00	.00	.00	3,600,000.00	.0
TOTAL Draws	3,600,000.00	3,600,000.00	.00	.00	3,600,000.00	.0%
<b>80 Transfers</b>						
020 801100 XFER FROM GENERAL FUND	6,230,325.00	6,230,325.00	6,230,325.00	.00	.00	100.0
020 803100 XFER FROM PREC. NO.1 PA	58,484.00	58,484.00	58,484.00	.00	.00	100.0
020 803300 XFER FROM PCT 3 PARK	58,484.00	58,484.00	58,484.00	.00	.00	100.0
020 803400 XFER FROM PCT 4 PARK	58,484.00	58,484.00	58,484.00	.00	.00	100.0
020 810600 XFER FROM ARPA	3,000,000.00	3,000,000.00	3,000,000.00	3,000,000.00	.00	100.0
TOTAL Transfers	9,405,777.00	9,405,777.00	9,405,777.00	3,000,000.00	.00	100.0%
TOTAL CONSOLIDATED ROAD AND BR	16,937,227.00	16,937,227.00	12,004,967.65	3,457,750.34	4,932,259.35	70.9%
TOTAL REVENUES	16,937,227.00	16,937,227.00	12,004,967.65	3,457,750.34	4,932,259.35	
<b>031 PRECINCT 1 PARK</b>						
<b>40 Tax collections</b>						
031 400100 CURRENT AD VALOREM TAXE	150,088.00	150,088.00	145,774.24	1,874.55	4,313.76	97.1
031 400400 PEN & INT - CURRENT LEV	615.00	615.00	396.65	178.83	218.35	64.5
031 400500 DELIQ TAXES - PRIOR YEA	915.00	915.00	317.73	134.26	597.27	34.7
031 400600 PEN & INT - PRIOR YEARS	465.00	465.00	332.55	50.64	132.45	71.5
TOTAL Tax Collections	152,083.00	152,083.00	146,821.17	2,238.28	5,261.83	96.5%
<b>47 Interest</b>						
031 470000 INTEREST INCOME	10,000.00	10,000.00	13,807.53	.00	-3,807.53	138.1
TOTAL Interest	10,000.00	10,000.00	13,807.53	.00	-3,807.53	138.1%
<b>48 Other Revenue</b>						
031 481600 CONTRIBUTIONS	8,000.00	8,000.00	5,900.00	400.00	2,100.00	73.8

**REVENUE SUMMARIES REPORT**  
ACCOUNT SUMMARY APRIL 2024

FOR 2024 07

	ORIGINAL ESTIM REV	REVISED EST REV	ACTUAL YTD REVENUE	ACTUAL MTD REVENUE	REMAINING REVENUE	PCT COLL
TOTAL Other Revenue	8,000.00	8,000.00	5,900.00	400.00	2,100.00	73.8%
<b>73 Draws</b>						
031 736100 DRAW FROM RESERVES	75,000.00	75,000.00	.00	.00	75,000.00	.0
TOTAL Draws	75,000.00	75,000.00	.00	.00	75,000.00	.0%
TOTAL PRECINCT 1 PARK	245,083.00	245,083.00	166,528.70	2,638.28	78,554.30	67.9%
TOTAL REVENUES	245,083.00	245,083.00	166,528.70	2,638.28	78,554.30	
<b>032 SLATON/ROOSEVELT PARK</b>						
<b>40 Tax collections</b>						
032 400100 CURRENT AD VALOREM TAXE	150,087.00	150,087.00	145,774.24	1,874.55	4,312.76	97.1
032 400400 PEN & INT - CURRENT LEV	615.00	615.00	396.65	178.83	218.35	64.5
032 400500 DELIQ TAXES - PRIOR YEA	915.00	915.00	317.73	134.26	597.27	34.7
032 400600 PEN & INT - PRIOR YEARS	465.00	465.00	332.55	50.64	132.45	71.5
TOTAL Tax Collections	152,082.00	152,082.00	146,821.17	2,238.28	5,260.83	96.5%
<b>47 Interest</b>						
032 470000 INTEREST INCOME	500.00	500.00	3,349.49	.00	-2,849.49	669.9
TOTAL Interest	500.00	500.00	3,349.49	.00	-2,849.49	669.9%
<b>48 Other Revenue</b>						
032 480500 DISPOSAL OF PROPERTY	.00	.00	19.95	.00	-19.95	100.0
032 481600 CONTRIBUTIONS	8,000.00	8,000.00	5,000.00	1,000.00	3,000.00	62.5
TOTAL Other Revenue	8,000.00	8,000.00	5,019.95	1,000.00	2,980.05	62.7%



**REVENUE SUMMARIES REPORT**  
ACCOUNT SUMMARY APRIL 2024

FOR 2024 07

	ORIGINAL ESTIM REV	REVISED EST REV	ACTUAL YTD REVENUE	ACTUAL MTD REVENUE	REMAINING REVENUE	PCT COLL
TOTAL SLATON/ROOSEVELT PARK	160,582.00	160,582.00	155,190.61	3,238.28	5,391.39	96.6%
TOTAL REVENUES	160,582.00	160,582.00	155,190.61	3,238.28	5,391.39	
<b>033 IDALOU/NEW DEAL PARK</b>						
<b>40 Tax Collections</b>						
033 400100 CURRENT AD VALOREM TAXE	150,087.00	150,087.00	145,774.24	1,874.55	4,312.76	97.1
033 400400 PEN & INT - CURRENT LEV	615.00	615.00	396.65	178.83	218.35	64.5
033 400500 DELIQ TAXES - PRIOR YEA	915.00	915.00	317.73	134.26	597.27	34.7
033 400600 PEN & INT - PRIOR YEARS	465.00	465.00	332.55	50.64	132.45	71.5
TOTAL Tax Collections	152,082.00	152,082.00	146,821.17	2,238.28	5,260.83	96.5%
<b>47 Interest</b>						
033 470000 INTEREST INCOME	1,000.00	1,000.00	7,183.49	.00	-6,183.49	718.3
TOTAL Interest	1,000.00	1,000.00	7,183.49	.00	-6,183.49	718.3%
<b>48 Other Revenue</b>						
033 481600 CONTRIBUTIONS	6,033.00	6,033.00	2,800.00	500.00	3,233.00	46.4
TOTAL Other Revenue	6,033.00	6,033.00	2,800.00	500.00	3,233.00	46.4%
TOTAL IDALOU/NEW DEAL PARK	159,115.00	159,115.00	156,804.66	2,738.28	2,310.34	98.5%
TOTAL REVENUES	159,115.00	159,115.00	156,804.66	2,738.28	2,310.34	
<b>034 SHALLOWATER PARK</b>						
<b>40 Tax Collections</b>						
034 400100 CURRENT AD VALOREM TAXE	150,087.00	150,087.00	145,774.24	1,874.55	4,312.76	97.1

**REVENUE SUMMARIES REPORT**  
ACCOUNT SUMMARY APRIL 2024

FOR 2024 07

	ORIGINAL ESTIM REV	REVISED EST REV	ACTUAL YTD REVENUE	ACTUAL MTD REVENUE	REMAINING REVENUE	PCT COLL
034 400400 PEN & INT - CURRENT LEV	615.00	615.00	396.65	178.83	218.35	64.5
034 400500 DELIQU TAXES - PRIOR YEA	915.00	915.00	317.73	134.26	597.27	34.7
034 400600 PEN & INT - PRIOR YEARS	465.00	465.00	332.55	50.64	132.45	71.5
TOTAL Tax Collections	152,082.00	152,082.00	146,821.17	2,238.28	5,260.83	96.5%
<b>47 Interest</b>						
034 470000 INTEREST INCOME	5,000.00	5,000.00	9,412.09	.00	-4,412.09	188.2
TOTAL Interest	5,000.00	5,000.00	9,412.09	.00	-4,412.09	188.2%
<b>48 Other Revenue</b>						
034 481600 CONTRIBUTIONS	6,200.00	6,200.00	3,981.00	930.00	2,219.00	64.2
TOTAL Other Revenue	6,200.00	6,200.00	3,981.00	930.00	2,219.00	64.2%
<b>73 Draws</b>						
034 736100 DRAW FROM RESERVES	14,629.00	14,629.00	.00	.00	14,629.00	.0
TOTAL Draws	14,629.00	14,629.00	.00	.00	14,629.00	.0%
TOTAL SHALLOWATER PARK	177,911.00	177,911.00	160,214.26	3,168.28	17,696.74	90.1%
TOTAL REVENUES	177,911.00	177,911.00	160,214.26	3,168.28	17,696.74	
<b>041 PERMANENT IMPROVEMENT</b>						
<b>40 Tax Collections</b>						
041 400100 CURRENT AD VALOREM TAXE	3,001,741.00	3,001,741.00	2,915,484.48	37,490.78	86,256.52	97.1
041 400400 PEN & INT - CURRENT LEV	12,307.00	12,307.00	7,932.88	3,576.44	4,374.12	64.5
041 400500 DELIQU TAXES - PRIOR YEA	18,311.00	18,311.00	6,354.36	2,685.21	11,956.64	34.7
041 400600 PEN & INT - PRIOR YEARS	9,305.00	9,305.00	6,651.26	1,012.87	2,653.74	71.5

**REVENUE SUMMARIES REPORT**  
ACCOUNT SUMMARY APRIL 2024

FOR 2024 07

	ORIGINAL ESTIM REV	REVISED EST REV	ACTUAL YTD REVENUE	ACTUAL MTD REVENUE	REMAINING REVENUE	PCT COLL
TOTAL Tax Collections	3,041,664.00	3,041,664.00	2,936,422.98	44,765.30	105,241.02	96.5%
<b>47 Interest</b>						
041 470000 INTEREST INCOME	150,000.00	150,000.00	104,216.60	.00	45,783.40	69.5
TOTAL Interest	150,000.00	150,000.00	104,216.60	.00	45,783.40	69.5%
<b>48 Other Revenue</b>						
041 483500 CRTS LEASE	133,732.00	133,732.00	48,845.00	11,144.00	84,887.00	36.5
TOTAL Other Revenue	133,732.00	133,732.00	48,845.00	11,144.00	84,887.00	36.5%
<b>73 Draws</b>						
041 736100 DRAW FROM RESERVES	5,375,214.00	5,375,214.00	.00	.00	5,375,214.00	.0
TOTAL Draws	5,375,214.00	5,375,214.00	.00	.00	5,375,214.00	.0%
<b>80 Transfers</b>						
041 801100 XFER FROM GENERAL FUND	.00	69,000.00	.00	.00	69,000.00	.0
041 805100 XFER FROM LCJJC	470,000.00	470,000.00	.00	.00	470,000.00	.0
TOTAL Transfers	470,000.00	539,000.00	.00	.00	539,000.00	.0%
TOTAL PERMANENT IMPROVEMENT	9,170,610.00	9,239,610.00	3,089,484.58	55,909.30	6,150,125.42	33.4%
TOTAL REVENUES	9,170,610.00	9,239,610.00	3,089,484.58	55,909.30	6,150,125.42	
<b>043 LCETRZ NO1 TAX INCREMENT FUND</b>						
<b>47 Interest</b>						
043 470000 INTEREST INCOME	.00	.00	9,536.71	.00	-9,536.71	100.0

**REVENUE SUMMARIES REPORT**  
**ACCOUNT SUMMARY APRIL 2024**

FOR 2024 07

	ORIGINAL ESTIM REV	REVISED EST REV	ACTUAL YTD REVENUE	ACTUAL MTD REVENUE	REMAINING REVENUE	PCT COLL
TOTAL Interest	.00	.00	9,536.71	.00	-9,536.71	100.0%
<b>80 Transfers</b>						
043 801100 XFER FROM GENERAL FUND	191,000.00	191,000.00	.00	.00	191,000.00	.0
TOTAL Transfers	191,000.00	191,000.00	.00	.00	191,000.00	.0%
TOTAL LCETRZ NO1 TAX INCREMENT	191,000.00	191,000.00	9,536.71	.00	181,463.29	5.0%
TOTAL REVENUES	191,000.00	191,000.00	9,536.71	.00	181,463.29	
<b>046 TJJD (P) JJAEP GRANT</b>						
<b>42 Intergovernmental</b>						
046 420390 TJJD-P JJAEP GRANT REVE	80,000.00	80,000.00	4,130.50	.00	75,869.50	5.2
TOTAL Intergovernmental	80,000.00	80,000.00	4,130.50	.00	75,869.50	5.2%
TOTAL TJJD (P) JJAEP GRANT	80,000.00	80,000.00	4,130.50	.00	75,869.50	5.2%
TOTAL REVENUES	80,000.00	80,000.00	4,130.50	.00	75,869.50	
<b>047 TJJD TJJD DSA RISK &amp; NEEDS ASS</b>						
<b>42 Intergovernmental</b>						
047 420170 TJJD (R) GRANT REVENUE	15,628.00	15,628.00	14,105.36	.00	1,522.64	90.3
TOTAL Intergovernmental	15,628.00	15,628.00	14,105.36	.00	1,522.64	90.3%
TOTAL TJJD TJJD DSA RISK & NEE	15,628.00	15,628.00	14,105.36	.00	1,522.64	90.3%
TOTAL REVENUES	15,628.00	15,628.00	14,105.36	.00	1,522.64	
<b>048 TJJD DSA RESIDENTIAL PROJECTS</b>						
<b>42 Intergovernmental</b>						

**REVENUE SUMMARIES REPORT**  
ACCOUNT SUMMARY APRIL 2024

FOR 2024 07

	ORIGINAL ESTIM REV	REVISED EST REV	ACTUAL YTD REVENUE	ACTUAL MTD REVENUE	REMAINING REVENUE	PCT COLL
<b>048 427030 TJJD GRANT REVENUE</b>	127,520.00	127,520.00	.00	.00	127,520.00	.0
TOTAL Intergovernmental	127,520.00	127,520.00	.00	.00	127,520.00	.0%
TOTAL TJJD DSA RESIDENTIAL PRO	127,520.00	127,520.00	.00	.00	127,520.00	.0%
TOTAL REVENUES	127,520.00	127,520.00	.00	.00	127,520.00	
<b>049 TJJD DSA PREVENT/INTERVENTION</b>						
<b>42 Intergovernmental</b>						
<b>049 424900 TJPC-S GRANT REVENUE</b>	.00	66,000.00	44,000.00	5,500.00	22,000.00	66.7
TOTAL Intergovernmental	.00	66,000.00	44,000.00	5,500.00	22,000.00	66.7%
TOTAL TJJD DSA PREVENT/INTERVE	.00	66,000.00	44,000.00	5,500.00	22,000.00	66.7%
TOTAL REVENUES	.00	66,000.00	44,000.00	5,500.00	22,000.00	
<b>050 JUVENILE STAR PROGRAM</b>						
<b>42 Intergovernmental</b>						
<b>050 424000 STAR PROGRAM-JUVENILE</b>	260,000.00	260,000.00	120,500.00	.00	139,500.00	46.3
TOTAL Intergovernmental	260,000.00	260,000.00	120,500.00	.00	139,500.00	46.3%
<b>48 Other Revenue</b>						
<b>050 489900 OTHER REVENUE</b>	1,895.00	1,895.00	.00	.00	1,895.00	.0
TOTAL Other Revenue	1,895.00	1,895.00	.00	.00	1,895.00	.0%
<b>80 Transfers</b>						
<b>050 805100 XFER FROM LCJJC</b>	119,605.00	119,605.00	.00	.00	119,605.00	.0

**REVENUE SUMMARIES REPORT**  
ACCOUNT SUMMARY APRIL 2024

FOR 2024 07

	ORIGINAL ESTIM REV	REVISED EST REV	ACTUAL YTD REVENUE	ACTUAL MTD REVENUE	REMAINING REVENUE	PCT COLL
TOTAL Transfers	119,605.00	119,605.00	.00	.00	119,605.00	.0%
TOTAL JUVENILE STAR PROGRAM	381,500.00	381,500.00	120,500.00	.00	261,000.00	31.6%
TOTAL REVENUES	381,500.00	381,500.00	120,500.00	.00	261,000.00	
<b>051 JUVENILE PROBATION</b>						
<b>45 Charges for Services</b>						
051 451900 JUVENILE PROBATION FEES	5,000.00	5,000.00	1,151.00	481.00	3,849.00	23.0
TOTAL Charges for Services	5,000.00	5,000.00	1,151.00	481.00	3,849.00	23.0%
<b>47 Interest</b>						
051 470000 INTEREST INCOME	10,000.00	10,000.00	143,374.52	.00	-133,374.52	1433.7
TOTAL Interest	10,000.00	10,000.00	143,374.52	.00	-133,374.52	1433.7%
<b>48 Other Revenue</b>						
051 489900 OTHER REVENUE	2,000.00	2,000.00	592.21	207.09	1,407.79	29.6
TOTAL Other Revenue	2,000.00	2,000.00	592.21	207.09	1,407.79	29.6%
<b>73 Draws</b>						
051 736100 DRAW FROM RESERVES	7,577,191.00	7,577,191.00	.00	.00	7,577,191.00	.0
TOTAL Draws	7,577,191.00	7,577,191.00	.00	.00	7,577,191.00	.0%
<b>80 Transfers</b>						
051 801100 XFER FROM GENERAL FUND	1,000,000.00	1,000,000.00	583,333.30	83,333.34	416,666.70	58.3

**REVENUE SUMMARIES REPORT**  
ACCOUNT SUMMARY APRIL 2024

FOR 2024 07

	ORIGINAL ESTIM REV	REVISED EST REV	ACTUAL YTD REVENUE	ACTUAL MTD REVENUE	REMAINING REVENUE	PCT COLL
TOTAL Transfers	1,000,000.00	1,000,000.00	583,333.30	83,333.34	416,666.70	58.3%
TOTAL JUVENILE PROBATION	8,594,191.00	8,594,191.00	728,451.03	84,021.43	7,865,739.97	8.5%
TOTAL REVENUES	8,594,191.00	8,594,191.00	728,451.03	84,021.43	7,865,739.97	
<b>054 TJJD (A) JUV PROB COMM GRANT</b>						
<b>42 Intergovernmental</b>						
054 421500 TJPC-A STATE AID	2,191,159.00	2,191,159.00	1,535,639.41	182,597.00	655,519.59	70.1
054 427030 TJJD GRANT REVENUE	363,190.00	363,190.00	363,189.99	.00	.01	100.0
TOTAL Intergovernmental	2,554,349.00	2,554,349.00	1,898,829.40	182,597.00	655,519.60	74.3%
<b>80 Transfers</b>						
054 805100 XFER FROM LCJJC	260,619.00	260,619.00	.00	.00	260,619.00	.0
TOTAL Transfers	260,619.00	260,619.00	.00	.00	260,619.00	.0%
TOTAL TJJD (A) JUV PROB COMM G	2,814,968.00	2,814,968.00	1,898,829.40	182,597.00	916,138.60	67.5%
TOTAL REVENUES	2,814,968.00	2,814,968.00	1,898,829.40	182,597.00	916,138.60	
<b>055 JUVENILE DETENTION</b>						
<b>45 Charges for Services</b>						
055 451300 CONTRACTSERV-OTHER COUN	755,305.00	755,305.00	484,310.00	.00	270,995.00	64.1
TOTAL Charges for Services	755,305.00	755,305.00	484,310.00	.00	270,995.00	64.1%
<b>80 Transfers</b>						
055 805100 XFER FROM LCJJC	4,777,391.00	4,777,391.00	1,438,477.39	.00	3,338,913.61	30.1

**REVENUE SUMMARIES REPORT**  
ACCOUNT SUMMARY APRIL 2024

FOR 2024 07

	ORIGINAL ESTIM REV	REVISED EST REV	ACTUAL YTD REVENUE	ACTUAL MTD REVENUE	REMAINING REVENUE	PCT COLL
TOTAL Transfers	4,777,391.00	4,777,391.00	1,438,477.39	.00	3,338,913.61	30.1%
TOTAL JUVENILE DETENTION	5,532,696.00	5,532,696.00	1,922,787.39	.00	3,609,908.61	34.8%
TOTAL REVENUES	5,532,696.00	5,532,696.00	1,922,787.39	.00	3,609,908.61	

**057 JUVENILE FOOD SERVICE**

**42 Intergovernmental**

057 420100 GRANT REVENUE	.00	6,467.00	6,466.40	.00	.60	100.0
057 426600 DHS SCHOOL MEAL PROGRAM	150,000.00	150,000.00	57,693.15	.00	92,306.85	38.5
057 426700 DHS COMMODITIES PROGRAM	7,449.00	7,449.00	.00	.00	7,449.00	.0
TOTAL Intergovernmental	157,449.00	163,916.00	64,159.55	.00	99,756.45	39.1%

**48 Other Revenue**

057 489900 OTHER REVENUE	6,405.00	6,405.00	287.24	.00	6,117.76	4.5
TOTAL Other Revenue	6,405.00	6,405.00	287.24	.00	6,117.76	4.5%

**80 Transfers**

057 805100 XFER FROM LCJJC	255,242.00	255,242.00	122,852.93	.00	132,389.07	48.1
TOTAL Transfers	255,242.00	255,242.00	122,852.93	.00	132,389.07	48.1%
TOTAL JUVENILE FOOD SERVICE	419,096.00	425,563.00	187,299.72	.00	238,263.28	44.0%
TOTAL REVENUES	419,096.00	425,563.00	187,299.72	.00	238,263.28	

**067 CJD DWI COURT GRANT**

**42 Intergovernmental**

067 420100 GRANT REVENUE	50,796.00	50,796.00	12,819.05	.00	37,976.95	25.2
--------------------------	-----------	-----------	-----------	-----	-----------	------



**REVENUE SUMMARIES REPORT**  
ACCOUNT SUMMARY APRIL 2024

FOR 2024 07

	ORIGINAL ESTIM REV	REVISED EST REV	ACTUAL YTD REVENUE	ACTUAL MTD REVENUE	REMAINING REVENUE	PCT COLL
TOTAL Intergovernmental	50,796.00	50,796.00	12,819.05	.00	37,976.95	25.2%
TOTAL CJD DWI COURT GRANT	50,796.00	50,796.00	12,819.05	.00	37,976.95	25.2%
TOTAL REVENUES	50,796.00	50,796.00	12,819.05	.00	37,976.95	
<b>070 ON LINE ACCESS</b>						
<b>47 Interest</b>						
070 470000 INTEREST INCOME	7,000.00	7,000.00	7,323.01	.00	-323.01	104.6
TOTAL Interest	7,000.00	7,000.00	7,323.01	.00	-323.01	104.6%
<b>73 Draws</b>						
070 736100 DRAW FROM RESERVES	178,000.00	178,000.00	.00	.00	178,000.00	.0
TOTAL Draws	178,000.00	178,000.00	.00	.00	178,000.00	.0%
TOTAL ON LINE ACCESS	185,000.00	185,000.00	7,323.01	.00	177,676.99	4.0%
TOTAL REVENUES	185,000.00	185,000.00	7,323.01	.00	177,676.99	
<b>072 CJD DRUG COURT GRANT</b>						
<b>42 Intergovernmental</b>						
072 420100 GRANT REVENUE	50,796.00	50,796.00	8,016.57	.00	42,779.43	15.8
TOTAL Intergovernmental	50,796.00	50,796.00	8,016.57	.00	42,779.43	15.8%
TOTAL CJD DRUG COURT GRANT	50,796.00	50,796.00	8,016.57	.00	42,779.43	15.8%
TOTAL REVENUES	50,796.00	50,796.00	8,016.57	.00	42,779.43	
<b>074 COUNTY DRUG COURT COURT COST</b>						
<b>43 Fees</b>						

**REVENUE SUMMARIES REPORT**  
ACCOUNT SUMMARY APRIL 2024

FOR 2024 07

	ORIGINAL ESTIM REV	REVISED EST REV	ACTUAL YTD REVENUE	ACTUAL MTD REVENUE	REMAINING REVENUE	PCT COLL
074 437000 DRUG COURT FEE	4,000.00	4,000.00	505.39	.00	3,494.61	12.6
074 437200 COUNTY SPECIALTY COURT	20,000.00	20,000.00	15,335.88	2,561.54	4,664.12	76.7
TOTAL Fees	24,000.00	24,000.00	15,841.27	2,561.54	8,158.73	66.0%
<b>47 Interest</b>						
074 470000 INTEREST INCOME	9,000.00	9,000.00	6,906.21	.00	2,093.79	76.7
TOTAL Interest	9,000.00	9,000.00	6,906.21	.00	2,093.79	76.7%
TOTAL COUNTY DRUG COURT COURT	33,000.00	33,000.00	22,747.48	2,561.54	10,252.52	68.9%
TOTAL REVENUES	33,000.00	33,000.00	22,747.48	2,561.54	10,252.52	

**075 DISPUTE RESOLUTION**

**43 Fees**

075 438000 ADR FEES	295,000.00	295,000.00	152,671.51	24,978.14	142,328.49	51.8
075 438100 ADMIN FEES	41,000.00	41,000.00	16,060.00	3,062.50	24,940.00	39.2
075 438210 MEDIATION FEES	56,000.00	56,000.00	21,673.32	2,335.50	34,326.68	38.7
075 438400 TRAINING FEES	23,125.00	23,125.00	6,050.00	525.00	17,075.00	26.2
075 438500 ADR FEE OTH COUNTY	1,000.00	1,000.00	744.90	105.00	255.10	74.5
075 438600 CLIENT SERVICES	4,500.00	4,500.00	.00	.00	4,500.00	.0
TOTAL Fees	420,625.00	420,625.00	197,199.73	31,006.14	223,425.27	46.9%

**47 Interest**

075 470000 INTEREST INCOME	1,000.00	1,000.00	516.30	.00	483.70	51.6
TOTAL Interest	1,000.00	1,000.00	516.30	.00	483.70	51.6%
TOTAL DISPUTE RESOLUTION	421,625.00	421,625.00	197,716.03	31,006.14	223,908.97	46.9%
TOTAL REVENUES	421,625.00	421,625.00	197,716.03	31,006.14	223,908.97	

**076 USDA AG MEDIATION GRANT**

**42 Intergovernmental**

**REVENUE SUMMARIES REPORT**  
ACCOUNT SUMMARY APRIL 2024

FOR 2024 07

	ORIGINAL ESTIM REV	REVISED EST REV	ACTUAL YTD REVENUE	ACTUAL MTD REVENUE	REMAINING REVENUE	PCT COLL
<b>076 422010 FSA-USDA GRANT REVENUE</b>	300,000.00	300,000.00	90,599.64	.00	209,400.36	30.2
TOTAL Intergovernmental	300,000.00	300,000.00	90,599.64	.00	209,400.36	30.2%
<b>43 Fees</b>						
<b>076 438220 PROGRAM INCOME</b>	1,500.00	1,500.00	.00	.00	1,500.00	.0
TOTAL Fees	1,500.00	1,500.00	.00	.00	1,500.00	.0%
<b>48 Other Revenue</b>						
<b>076 480000 IN-KIND REVENUE</b>	118,500.00	118,500.00	3,003.75	.00	115,496.25	2.5
<b>076 489900 OTHER REVENUE</b>	.00	.00	2,340.00	.00	-2,340.00	100.0
TOTAL Other Revenue	118,500.00	118,500.00	5,343.75	.00	113,156.25	4.5%
<b>80 Transfers</b>						
<b>076 807500 XFER FROM DISPUTE RESOL</b>	.00	.00	33,484.67	.00	-33,484.67	100.0
TOTAL Transfers	.00	.00	33,484.67	.00	-33,484.67	100.0%
TOTAL USDA AG MEDIATION GRANT	420,000.00	420,000.00	129,428.06	.00	290,571.94	30.8%
TOTAL REVENUES	420,000.00	420,000.00	129,428.06	.00	290,571.94	
<b>077 DOMESTIC RELATIONS OFFICE</b>						
<b>42 Intergovernmental</b>						
<b>077 420100 GRANT REVENUE</b>	.00	7,625.00	7,625.00	.00	.00	100.0
TOTAL Intergovernmental	.00	7,625.00	7,625.00	.00	.00	100.0%
<b>43 Fees</b>						

**REVENUE SUMMARIES REPORT**  
ACCOUNT SUMMARY APRIL 2024

FOR 2024 07

	ORIGINAL ESTIM REV	REVISED EST REV	ACTUAL YTD REVENUE	ACTUAL MTD REVENUE	REMAINING REVENUE	PCT COLL
077 438010 DRO FEES LUBBOCK COUNTY	16,080.00	16,080.00	8,606.75	1,258.97	7,473.25	53.5
077 438100 ADMIN FEES	.00	.00	175.00	140.00	-175.00	100.0
077 438200 SERVICE FEES	52,800.00	52,800.00	16,614.37	1,391.25	36,185.63	31.5
077 438510 SUPERVISED VISITATION	21,600.00	21,600.00	13,157.50	60.00	8,442.50	60.9
077 438700 COMMUNITY SUPERVISION	60,000.00	60,000.00	38,995.14	.00	21,004.86	65.0
<b>TOTAL Fees</b>	<b>150,480.00</b>	<b>150,480.00</b>	<b>77,548.76</b>	<b>2,850.22</b>	<b>72,931.24</b>	<b>51.5%</b>

**47 Interest**

077 470000 INTEREST INCOME	.00	.00	363.81	.00	-363.81	100.0
<b>TOTAL Interest</b>	<b>.00</b>	<b>.00</b>	<b>363.81</b>	<b>.00</b>	<b>-363.81</b>	<b>100.0%</b>

**73 Draws**

077 736100 DRAW FROM RESERVES	28,665.00	28,665.00	.00	.00	28,665.00	.0
<b>TOTAL Draws</b>	<b>28,665.00</b>	<b>28,665.00</b>	<b>.00</b>	<b>.00</b>	<b>28,665.00</b>	<b>.0%</b>
<b>TOTAL DOMESTIC RELATIONS OFFIC</b>	<b>179,145.00</b>	<b>186,770.00</b>	<b>85,537.57</b>	<b>2,850.22</b>	<b>101,232.43</b>	<b>45.8%</b>
<b>TOTAL REVENUES</b>	<b>179,145.00</b>	<b>186,770.00</b>	<b>85,537.57</b>	<b>2,850.22</b>	<b>101,232.43</b>	

**079 VENUE HOT & STVR TAX**

**40 Tax Collections**

079 401200 HOT TAX	2,400,000.00	2,400,000.00	1,062,091.21	190,337.86	1,337,908.79	44.3
079 401400 HOT TAX PENALTY & INTER	6,000.00	6,000.00	1,821.37	864.41	4,178.63	30.4
079 401600 SHORT TERM VEHICLE RENT	800,000.00	800,000.00	448,281.98	84,207.72	351,718.02	56.0
079 401700 STVR PENALTY AND INTERE	50.00	50.00	39.38	.00	10.62	78.8
<b>TOTAL Tax Collections</b>	<b>3,206,050.00</b>	<b>3,206,050.00</b>	<b>1,512,233.94</b>	<b>275,409.99</b>	<b>1,693,816.06</b>	<b>47.2%</b>

**47 Interest**

079 470000 INTEREST INCOME	300,000.00	300,000.00	290,347.67	34,317.71	9,652.33	96.8
----------------------------	------------	------------	------------	-----------	----------	------

**REVENUE SUMMARIES REPORT**  
ACCOUNT SUMMARY APRIL 2024

FOR 2024 07

	ORIGINAL ESTIM REV	REVISED EST REV	ACTUAL YTD REVENUE	ACTUAL MTD REVENUE	REMAINING REVENUE	PCT COLL
TOTAL Interest	300,000.00	300,000.00	290,347.67	34,317.71	9,652.33	96.8%
<b>48 Other Revenue</b>						
079 489900 OTHER REVENUE	20,000.00	20,000.00	762.30	.00	19,237.70	3.8
TOTAL Other Revenue	20,000.00	20,000.00	762.30	.00	19,237.70	3.8%
<b>80 Transfers</b>						
079 820800 XFER FROM SPECIAL TAX R	35,000.00	35,000.00	35,000.00	.00	.00	100.0
TOTAL Transfers	35,000.00	35,000.00	35,000.00	.00	.00	100.0%
TOTAL VENUE HOT & STVR TAX	3,561,050.00	3,561,050.00	1,838,343.91	309,727.70	1,722,706.09	51.6%
TOTAL REVENUES	3,561,050.00	3,561,050.00	1,838,343.91	309,727.70	1,722,706.09	
<b>081 LAW LIBRARY</b>						
<b>45 Charges for Services</b>						
081 450900 COUNTY CLERK	67,500.00	67,500.00	40,390.00	7,665.00	27,110.00	59.8
081 451000 DISTRICT CLERK	104,700.00	104,700.00	53,755.67	8,001.75	50,944.33	51.3
TOTAL Charges for Services	172,200.00	172,200.00	94,145.67	15,666.75	78,054.33	54.7%
<b>47 Interest</b>						
081 470000 INTEREST INCOME	75.00	75.00	-31.56	.00	106.56	-42.1
TOTAL Interest	75.00	75.00	-31.56	.00	106.56	-42.1%
<b>48 Other Revenue</b>						
081 484601 COPIES-NETWORK PRINTER	100.00	100.00	49.40	15.80	50.60	49.4

**REVENUE SUMMARIES REPORT**  
ACCOUNT SUMMARY APRIL 2024

FOR 2024 07

	ORIGINAL ESTIM REV	REVISED EST REV	ACTUAL YTD REVENUE	ACTUAL MTD REVENUE	REMAINING REVENUE	PCT COLL
<b>081 489900 OTHER REVENUE</b>	175.00	175.00	.00	.00	175.00	.0
TOTAL Other Revenue	275.00	275.00	49.40	15.80	225.60	18.0%
<b>80 Transfers</b>						
<b>081 801100 XFER FROM GENERAL FUND</b>	27,946.00	27,946.00	27,946.00	.00	.00	100.0
TOTAL Transfers	27,946.00	27,946.00	27,946.00	.00	.00	100.0%
TOTAL LAW LIBRARY	200,496.00	200,496.00	122,109.51	15,682.55	78,386.49	60.9%
TOTAL REVENUES	200,496.00	200,496.00	122,109.51	15,682.55	78,386.49	
<b>083 ELECTION SERVICES</b>						
<b>45 Charges for Services</b>						
<b>083 453000 ELECTION SERVICES CONTR</b>	1,067,774.00	1,067,774.00	.00	.00	1,067,774.00	.0
TOTAL Charges for Services	1,067,774.00	1,067,774.00	.00	.00	1,067,774.00	.0%
TOTAL ELECTION SERVICES	1,067,774.00	1,067,774.00	.00	.00	1,067,774.00	.0%
TOTAL REVENUES	1,067,774.00	1,067,774.00	.00	.00	1,067,774.00	
<b>085 ELECTION ADMINISTRATION</b>						
<b>45 Charges for Services</b>						
<b>085 453000 ELECTION SERVICES CONTR</b>	35,300.00	35,300.00	.00	.00	35,300.00	.0
TOTAL Charges for Services	35,300.00	35,300.00	.00	.00	35,300.00	.0%
<b>47 Interest</b>						
<b>085 470000 INTEREST INCOME</b>	7,000.00	7,000.00	6,416.55	.00	583.45	91.7

**REVENUE SUMMARIES REPORT**  
ACCOUNT SUMMARY APRIL 2024

FOR 2024 07

	ORIGINAL ESTIM REV	REVISED EST REV	ACTUAL YTD REVENUE	ACTUAL MTD REVENUE	REMAINING REVENUE	PCT COLL
TOTAL Interest	7,000.00	7,000.00	6,416.55	.00	583.45	91.7%
TOTAL ELECTION ADMINISTRATION	42,300.00	42,300.00	6,416.55	.00	35,883.45	15.2%
TOTAL REVENUES	42,300.00	42,300.00	6,416.55	.00	35,883.45	
<b>086 ELECTION EQUIPMENT</b>						
<b>45 Charges for Services</b>						
086 453000 ELECTION SERVICES CONTR	106,000.00	106,000.00	.00	.00	106,000.00	.0
TOTAL Charges for Services	106,000.00	106,000.00	.00	.00	106,000.00	.0%
<b>47 Interest</b>						
086 470000 INTEREST INCOME	5,000.00	5,000.00	11,405.60	.00	-6,405.60	228.1
TOTAL Interest	5,000.00	5,000.00	11,405.60	.00	-6,405.60	228.1%
TOTAL ELECTION EQUIPMENT	111,000.00	111,000.00	11,405.60	.00	99,594.40	10.3%
TOTAL REVENUES	111,000.00	111,000.00	11,405.60	.00	99,594.40	
<b>088 SETTLEMENTS FUND</b>						
<b>48 Other Revenue</b>						
088 481530 OTHER SETTLEMENT - OPIO	.00	.00	84,260.92	84,260.92	-84,260.92	100.0
TOTAL Other Revenue	.00	.00	84,260.92	84,260.92	-84,260.92	100.0%
TOTAL SETTLEMENTS FUND	.00	.00	84,260.92	84,260.92	-84,260.92	100.0%
TOTAL REVENUES	.00	.00	84,260.92	84,260.92	-84,260.92	
<b>090 DIST CLK RECORDS MGT. AND PRES</b>						
<b>43 Fees</b>						

**REVENUE SUMMARIES REPORT**  
ACCOUNT SUMMARY APRIL 2024

FOR 2024 07

	ORIGINAL ESTIM REV	REVISED EST REV	ACTUAL YTD REVENUE	ACTUAL MTD REVENUE	REMAINING REVENUE	PCT COLL
<b>090 431200 DISTRICT CLERK RECORDS</b>	550.00	550.00	173.71	25.84	376.29	31.6
TOTAL Fees	550.00	550.00	173.71	25.84	376.29	31.6%
<b>47 Interest</b>						
<b>090 470000 INTEREST INCOME</b>	1,600.00	1,600.00	825.01	.00	774.99	51.6
TOTAL Interest	1,600.00	1,600.00	825.01	.00	774.99	51.6%
<b>73 Draws</b>						
<b>090 736100 DRAW FROM RESERVES</b>	21,960.00	21,960.00	.00	.00	21,960.00	.0
TOTAL Draws	21,960.00	21,960.00	.00	.00	21,960.00	.0%
TOTAL DIST CLK RECORDS MGT. AN	24,110.00	24,110.00	998.72	25.84	23,111.28	4.1%
TOTAL REVENUES	24,110.00	24,110.00	998.72	25.84	23,111.28	
<b>091 CTY CLK RECORDS MGT. AND PRES</b>						
<b>43 Fees</b>						
<b>091 431200 COUNTY CLERK RECORDS MG</b>	553,500.00	553,500.00	284,503.02	56,453.25	268,996.98	51.4
TOTAL Fees	553,500.00	553,500.00	284,503.02	56,453.25	268,996.98	51.4%
<b>47 Interest</b>						
<b>091 470000 INTEREST INCOME</b>	171,000.00	171,000.00	129,408.48	.00	41,591.52	75.7
TOTAL Interest	171,000.00	171,000.00	129,408.48	.00	41,591.52	75.7%
TOTAL CTY CLK RECORDS MGT. AND	724,500.00	724,500.00	413,911.50	56,453.25	310,588.50	57.1%
TOTAL REVENUES	724,500.00	724,500.00	413,911.50	56,453.25	310,588.50	



**REVENUE SUMMARIES REPORT**  
ACCOUNT SUMMARY APRIL 2024

FOR 2024 07

	ORIGINAL ESTIM REV	REVISED EST REV	ACTUAL YTD REVENUE	ACTUAL MTD REVENUE	REMAINING REVENUE	PCT COLL
<b>092 CTY RECORDS MGT. AND PRES</b>						
<b>43 Fees</b>						
092 431400 COUNTY RECORDS MGT. & P	83,715.00	83,715.00	99,831.20	16,386.32	-16,116.20	119.3
TOTAL Fees	83,715.00	83,715.00	99,831.20	16,386.32	-16,116.20	119.3%
<b>47 Interest</b>						
092 470000 INTEREST INCOME	6,000.00	6,000.00	12,507.32	.00	-6,507.32	208.5
TOTAL Interest	6,000.00	6,000.00	12,507.32	.00	-6,507.32	208.5%
TOTAL CTY RECORDS MGT. AND PRE	89,715.00	89,715.00	112,338.52	16,386.32	-22,623.52	125.2%
TOTAL REVENUES	89,715.00	89,715.00	112,338.52	16,386.32	-22,623.52	
<b>093 COURTHOUSE SECURITY</b>						
<b>43 Fees</b>						
093 431510 COURTHOUSE SECURITY FEE	137,607.00	137,607.00	81,673.83	11,578.14	55,933.17	59.4
TOTAL Fees	137,607.00	137,607.00	81,673.83	11,578.14	55,933.17	59.4%
<b>47 Interest</b>						
093 470000 INTEREST INCOME	3,000.00	3,000.00	3,670.08	.00	-670.08	122.3
TOTAL Interest	3,000.00	3,000.00	3,670.08	.00	-670.08	122.3%
TOTAL COURTHOUSE SECURITY	140,607.00	140,607.00	85,343.91	11,578.14	55,263.09	60.7%
TOTAL REVENUES	140,607.00	140,607.00	85,343.91	11,578.14	55,263.09	

**094 COURT RECORD PRESERVATION**

43 Fees

**REVENUE SUMMARIES REPORT**  
ACCOUNT SUMMARY APRIL 2024

FOR 2024 07

	ORIGINAL ESTIM REV	REVISED EST REV	ACTUAL YTD REVENUE	ACTUAL MTD REVENUE	REMAINING REVENUE	PCT COLL
094 430500 COUNTY CLERK COURT RECO	100.00	100.00	.00	.00	100.00	.0
094 432600 DISTRICT CLERK COURT RE	200.00	200.00	89.05	6.01	110.95	44.5
TOTAL Fees	300.00	300.00	89.05	6.01	210.95	29.7%
<b>47 Interest</b>						
094 470000 INTEREST INCOME	9,000.00	9,000.00	6,110.53	.00	2,889.47	67.9
TOTAL Interest	9,000.00	9,000.00	6,110.53	.00	2,889.47	67.9%
<b>73 Draws</b>						
094 736100 DRAW FROM RESERVES	46,200.00	46,200.00	.00	.00	46,200.00	.0
TOTAL Draws	46,200.00	46,200.00	.00	.00	46,200.00	.0%
TOTAL COURT RECORD PRESERVATIO	55,500.00	55,500.00	6,199.58	6.01	49,300.42	11.2%
TOTAL REVENUES	55,500.00	55,500.00	6,199.58	6.01	49,300.42	
<b>095 LOCAL TRUANCY PREVENT &amp; DIVERS</b>						
<b>43 Fees</b>						
095 435500 TRUANCY PREVENTION	14,338.00	14,338.00	8,524.10	1,346.04	5,813.90	59.5
TOTAL Fees	14,338.00	14,338.00	8,524.10	1,346.04	5,813.90	59.5%
<b>47 Interest</b>						
095 470000 INTEREST INCOME	1,160.00	1,160.00	1,267.07	.00	-107.07	109.2
TOTAL Interest	1,160.00	1,160.00	1,267.07	.00	-107.07	109.2%

**REVENUE SUMMARIES REPORT**  
ACCOUNT SUMMARY APRIL 2024

FOR 2024 07

	ORIGINAL ESTIM REV	REVISED EST REV	ACTUAL YTD REVENUE	ACTUAL MTD REVENUE	REMAINING REVENUE	PCT COLL
TOTAL LOCAL TRUANCY PREVENT &	15,498.00	15,498.00	9,791.17	1,346.04	5,706.83	63.2%
TOTAL REVENUES	15,498.00	15,498.00	9,791.17	1,346.04	5,706.83	
<b>096 HISTORICAL COMMISSION</b>						
<b>47 Interest</b>						
096 470000 INTEREST INCOME	500.00	500.00	259.20	.00	240.80	51.8
096 472000 ROYALTIES & DONATIONS	500.00	500.00	.00	.00	500.00	.0
TOTAL Interest	1,000.00	1,000.00	259.20	.00	740.80	25.9%
<b>80 Transfers</b>						
096 801100 XFER FROM GENERAL FUND	6,200.00	6,200.00	6,200.00	.00	.00	100.0
TOTAL Transfers	6,200.00	6,200.00	6,200.00	.00	.00	100.0%
TOTAL HISTORICAL COMMISSION	7,200.00	7,200.00	6,459.20	.00	740.80	89.7%
TOTAL REVENUES	7,200.00	7,200.00	6,459.20	.00	740.80	
<b>097 CHILD ABUSE PREVENTION</b>						
<b>43 Fees</b>						
097 430100 CO CHILD ABUSE PREVENTI	200.00	200.00	525.96	62.76	-325.96	263.0
TOTAL Fees	200.00	200.00	525.96	62.76	-325.96	263.0%
<b>47 Interest</b>						
097 470000 INTEREST INCOME	153.00	153.00	86.41	.00	66.59	56.5
TOTAL Interest	153.00	153.00	86.41	.00	66.59	56.5%

**REVENUE SUMMARIES REPORT**  
ACCOUNT SUMMARY APRIL 2024

FOR 2024 07

	ORIGINAL ESTIM REV	REVISED EST REV	ACTUAL YTD REVENUE	ACTUAL MTD REVENUE	REMAINING REVENUE	PCT COLL
TOTAL CHILD ABUSE PREVENTION	353.00	353.00	612.37	62.76	-259.37	173.5%
TOTAL REVENUES	353.00	353.00	612.37	62.76	-259.37	

**099 CTY/DIST COURT TECHNOLOGY**

**43 Fees**

099 430510 COUNTY COURT TECHNOLOGY	2,000.00	2,000.00	1,595.96	247.68	404.04	79.8
099 432610 DISTRICT COURT TECHNOLOGY	2,500.00	2,500.00	1,312.54	233.52	1,187.46	52.5
TOTAL Fees	4,500.00	4,500.00	2,908.50	481.20	1,591.50	64.6%

**47 Interest**

099 470000 INTEREST INCOME	2,500.00	2,500.00	1,941.81	.00	558.19	77.7
TOTAL Interest	2,500.00	2,500.00	1,941.81	.00	558.19	77.7%
TOTAL CTY/DIST COURT TECHNOLOGY	7,000.00	7,000.00	4,850.31	481.20	2,149.69	69.3%
TOTAL REVENUES	7,000.00	7,000.00	4,850.31	481.20	2,149.69	

**102 DIST COURT RECORDS TECHNOLOGY**

**43 Fees**

102 437310 DISTRICT COURT RECORDS	750.00	750.00	183.54	16.01	566.46	24.5
TOTAL Fees	750.00	750.00	183.54	16.01	566.46	24.5%

**47 Interest**

102 470000 INTEREST INCOME	4,750.00	4,750.00	1,341.23	.00	3,408.77	28.2
TOTAL Interest	4,750.00	4,750.00	1,341.23	.00	3,408.77	28.2%

**73 Draws**

**REVENUE SUMMARIES REPORT**  
ACCOUNT SUMMARY APRIL 2024

FOR 2024 07

	ORIGINAL ESTIM REV	REVISED EST REV	ACTUAL YTD REVENUE	ACTUAL MTD REVENUE	REMAINING REVENUE	PCT COLL
<b>102 736100 DRAW FROM RESERVES</b>	54,500.00	54,500.00	.00	.00	54,500.00	.0
TOTAL Draws	54,500.00	54,500.00	.00	.00	54,500.00	.0%
TOTAL DIST COURT RECORDS TECHN	60,000.00	60,000.00	1,524.77	16.01	58,475.23	2.5%
TOTAL REVENUES	60,000.00	60,000.00	1,524.77	16.01	58,475.23	
<b>103 COUNTY CLERK RECORDS ARCHIVES</b>						
<b>43 Fees</b>						
<b>103 437300 COUNTY CLERK RECORDS AR</b>	550,000.00	550,000.00	281,230.00	55,850.00	268,770.00	51.1
TOTAL Fees	550,000.00	550,000.00	281,230.00	55,850.00	268,770.00	51.1%
<b>47 Interest</b>						
<b>103 470000 INTEREST INCOME</b>	120,000.00	120,000.00	92,066.40	.00	27,933.60	76.7
TOTAL Interest	120,000.00	120,000.00	92,066.40	.00	27,933.60	76.7%
TOTAL COUNTY CLERK RECORDS ARC	670,000.00	670,000.00	373,296.40	55,850.00	296,703.60	55.7%
TOTAL REVENUES	670,000.00	670,000.00	373,296.40	55,850.00	296,703.60	
<b>105 COMMUNITY/ECONOMIC DEV PRG</b>						
<b>42 Intergovernmental</b>						
<b>105 420300 STATE GRANT REVENUE</b>	46,950.00	46,950.00	.00	.00	46,950.00	.0
TOTAL Intergovernmental	46,950.00	46,950.00	.00	.00	46,950.00	.0%
<b>47 Interest</b>						
<b>105 470000 INTEREST INCOME</b>	20,000.00	20,000.00	11,960.82	.00	8,039.18	59.8

**REVENUE SUMMARIES REPORT**  
ACCOUNT SUMMARY APRIL 2024

FOR 2024 07

	ORIGINAL ESTIM REV	REVISED EST REV	ACTUAL YTD REVENUE	ACTUAL MTD REVENUE	REMAINING REVENUE	PCT COLL
TOTAL Interest	20,000.00	20,000.00	11,960.82	.00	8,039.18	59.8%
TOTAL COMMUNITY/ECONOMIC DEV P	66,950.00	66,950.00	11,960.82	.00	54,989.18	17.9%
TOTAL REVENUES	66,950.00	66,950.00	11,960.82	.00	54,989.18	
<b>106 AMERICAN RESCUE PLAN ACT</b>						
<b>42 Intergovernmental</b>						
106 420100 GRANT REVENUE	22,913,060.00	22,913,060.00	21,428,630.29	.00	1,484,429.71	93.5
TOTAL Intergovernmental	22,913,060.00	22,913,060.00	21,428,630.29	.00	1,484,429.71	93.5%
<b>47 Interest</b>						
106 470000 INTEREST INCOME	.00	.00	1,862,160.93	.00	-1,862,160.93	100.0
TOTAL Interest	.00	.00	1,862,160.93	.00	-1,862,160.93	100.0%
TOTAL AMERICAN RESCUE PLAN ACT	22,913,060.00	22,913,060.00	23,290,791.22	.00	-377,731.22	101.6%
TOTAL REVENUES	22,913,060.00	22,913,060.00	23,290,791.22	.00	-377,731.22	
<b>108 JP1 JUSTICE COURT TECHNOLOGY</b>						
<b>43 Fees</b>						
108 430120 JUDICIAL TECH FUND FEE-	6,500.00	6,500.00	2,946.91	408.75	3,553.09	45.3
TOTAL Fees	6,500.00	6,500.00	2,946.91	408.75	3,553.09	45.3%
<b>47 Interest</b>						
108 470000 INTEREST INCOME	2,000.00	2,000.00	1,468.53	.00	531.47	73.4

**REVENUE SUMMARIES REPORT**  
ACCOUNT SUMMARY APRIL 2024

FOR 2024 07

	ORIGINAL ESTIM REV	REVISED EST REV	ACTUAL YTD REVENUE	ACTUAL MTD REVENUE	REMAINING REVENUE	PCT COLL
TOTAL Interest	2,000.00	2,000.00	1,468.53	.00	531.47	73.4%
<b>73 Draws</b>						
108 736100 DRAW FROM RESERVES	20,301.00	20,301.00	.00	.00	20,301.00	.0
TOTAL Draws	20,301.00	20,301.00	.00	.00	20,301.00	.0%
TOTAL JP1 JUSTICE COURT TECHNO	28,801.00	28,801.00	4,415.44	408.75	24,385.56	15.3%
TOTAL REVENUES	28,801.00	28,801.00	4,415.44	408.75	24,385.56	
<b>109 JP2 JUSTICE COURT TECHNOLOGY</b>						
<b>43 Fees</b>						
109 430210 JUDICIAL TECH FUND FEE-	2,400.00	2,400.00	1,404.44	198.33	995.56	58.5
TOTAL Fees	2,400.00	2,400.00	1,404.44	198.33	995.56	58.5%
<b>47 Interest</b>						
109 470000 INTEREST INCOME	3,000.00	3,000.00	2,179.72	.00	820.28	72.7
TOTAL Interest	3,000.00	3,000.00	2,179.72	.00	820.28	72.7%
<b>73 Draws</b>						
109 736100 DRAW FROM RESERVES	14,600.00	14,600.00	.00	.00	14,600.00	.0
TOTAL Draws	14,600.00	14,600.00	.00	.00	14,600.00	.0%
TOTAL JP2 JUSTICE COURT TECHNO	20,000.00	20,000.00	3,584.16	198.33	16,415.84	17.9%
TOTAL REVENUES	20,000.00	20,000.00	3,584.16	198.33	16,415.84	
<b>110 JP3 JUSTICE COURT TECHNOLOGY</b>						
<b>43 Fees</b>						

**REVENUE SUMMARIES REPORT**  
ACCOUNT SUMMARY APRIL 2024

FOR 2024 07

	ORIGINAL ESTIM REV	REVISED EST REV	ACTUAL YTD REVENUE	ACTUAL MTD REVENUE	REMAINING REVENUE	PCT COLL
<b>110 430310 JUDICIAL TECH FUND FEE-</b>	2,000.00	2,000.00	731.60	125.94	2,183.40	-9.2
TOTAL Fees	2,000.00	2,000.00	731.60	125.94	2,183.40	36.6%
<b>47 Interest</b>						
<b>110 470000 INTEREST INCOME</b>	1,000.00	1,000.00	590.32	.00	409.68	59.0
TOTAL Interest	1,000.00	1,000.00	590.32	.00	409.68	59.0%
TOTAL JP3 JUSTICE COURT TECHNO	3,000.00	3,000.00	1,321.92	125.94	2,593.08	44.1%
TOTAL REVENUES	3,000.00	3,000.00	1,321.92	125.94	2,593.08	
<b>111 JP4 JUSTICE COURT TECHNOLOGY</b>						
<b>43 Fees</b>						
<b>111 430400 JUDICIAL TECH FUND FEE-</b>	5,000.00	5,000.00	2,371.70	444.40	2,628.30	47.4
TOTAL Fees	5,000.00	5,000.00	2,371.70	444.40	2,628.30	47.4%
<b>47 Interest</b>						
<b>111 470000 INTEREST INCOME</b>	3,500.00	3,500.00	1,974.75	.00	1,525.25	56.4
TOTAL Interest	3,500.00	3,500.00	1,974.75	.00	1,525.25	56.4%
<b>73 Draws</b>						
<b>111 736100 DRAW FROM RESERVES</b>	23,050.00	23,050.00	.00	.00	23,050.00	.0
TOTAL Draws	23,050.00	23,050.00	.00	.00	23,050.00	.0%
TOTAL JP4 JUSTICE COURT TECHNO	31,550.00	31,550.00	4,346.45	444.40	27,203.55	13.8%
TOTAL REVENUES	31,550.00	31,550.00	4,346.45	444.40	27,203.55	



**REVENUE SUMMARIES REPORT**  
ACCOUNT SUMMARY APRIL 2024

FOR 2024 07

	ORIGINAL ESTIM REV	REVISED EST REV	ACTUAL YTD REVENUE	ACTUAL MTD REVENUE	REMAINING REVENUE	PCT COLL
<b>112 COURT FACILITY FEE</b>						
<b>43 Fees</b>						
112 430300 COUNTY CLERK	43,800.00	43,800.00	7,840.00	.00	35,960.00	17.9
112 432300 DISTRICT CLERK FEES	63,325.00	63,325.00	11,266.78	.00	52,058.22	17.8
TOTAL Fees	107,125.00	107,125.00	19,106.78	.00	88,018.22	17.8%
<b>47 Interest</b>						
112 470000 INTEREST INCOME	2,600.00	2,600.00	4,061.30	.00	-1,461.30	156.2
TOTAL Interest	2,600.00	2,600.00	4,061.30	.00	-1,461.30	156.2%
TOTAL COURT FACILITY FEE	109,725.00	109,725.00	23,168.08	.00	86,556.92	21.1%
TOTAL REVENUES	109,725.00	109,725.00	23,168.08	.00	86,556.92	
<b>114 JUDICIAL EDUCATION &amp; SUPPORT</b>						
<b>43 Fees</b>						
114 430300 COUNTY CLERK	5,600.00	5,600.00	2,660.00	555.00	2,940.00	47.5
TOTAL Fees	5,600.00	5,600.00	2,660.00	555.00	2,940.00	47.5%
<b>47 Interest</b>						
114 470000 INTEREST INCOME	175.00	175.00	222.43	.00	-47.43	127.1
TOTAL Interest	175.00	175.00	222.43	.00	-47.43	127.1%
TOTAL JUDICIAL EDUCATION & SUP	5,775.00	5,775.00	2,882.43	555.00	2,892.57	49.9%
TOTAL REVENUES	5,775.00	5,775.00	2,882.43	555.00	2,892.57	
<b>115 LANGUAGE ACCESS</b>						

**REVENUE SUMMARIES REPORT**  
ACCOUNT SUMMARY APRIL 2024

FOR 2024 07

	ORIGINAL ESTIM REV	REVISED EST REV	ACTUAL YTD REVENUE	ACTUAL MTD REVENUE	REMAINING REVENUE	PCT COLL
<b>43 Fees</b>						
115 430300 COUNTY CLERK	5,742.00	5,742.00	3,462.00	657.00	2,280.00	60.3
115 432300 DISTRICT CLERK FEES	8,299.00	8,299.00	4,574.29	684.09	3,724.71	55.1
115 433100 JP PRECINCT 1	4,491.00	4,491.00	3,027.00	459.00	1,464.00	67.4
115 433200 JP PRECINCT 2	5,801.00	5,801.00	3,507.00	519.00	2,294.00	60.5
115 433300 JP PRECINCT 3	8,348.00	8,348.00	4,781.02	744.00	3,566.98	57.3
115 433400 JP PRECINCT 4	3,834.00	3,834.00	2,802.00	432.00	1,032.00	73.1
TOTAL Fees	36,515.00	36,515.00	22,153.31	3,495.09	14,361.69	60.7%
<b>47 Interest</b>						
115 470000 INTEREST INCOME	1,000.00	1,000.00	1,614.13	.00	-614.13	161.4
TOTAL Interest	1,000.00	1,000.00	1,614.13	.00	-614.13	161.4%
TOTAL LANGUAGE ACCESS	37,515.00	37,515.00	23,767.44	3,495.09	13,747.56	63.4%
TOTAL REVENUES	37,515.00	37,515.00	23,767.44	3,495.09	13,747.56	
<b>122 SHERIFF CONTRABAND</b>						
<b>46 Fines/Forfeitures</b>						
122 461200 FORFEIT ASSETS - DEA	2,894.00	2,894.00	.00	.00	2,894.00	.0
122 461400 FORFEITED FUNDS-CRIMINA	140,754.00	140,754.00	92,325.24	.00	48,428.76	65.6
TOTAL Fines/Forfeitures	143,648.00	143,648.00	92,325.24	.00	51,322.76	64.3%
<b>47 Interest</b>						
122 470000 INTEREST INCOME	15,000.00	15,000.00	6,928.05	.00	8,071.95	46.2
TOTAL Interest	15,000.00	15,000.00	6,928.05	.00	8,071.95	46.2%
<b>48 Other Revenue</b>						
122 489900 OTHER REVENUE	.00	.00	1,976.31	.00	-1,976.31	100.0

**REVENUE SUMMARIES REPORT**  
ACCOUNT SUMMARY APRIL 2024

FOR 2024 07

	ORIGINAL ESTIM REV	REVISED EST REV	ACTUAL YTD REVENUE	ACTUAL MTD REVENUE	REMAINING REVENUE	PCT COLL
TOTAL Other Revenue	.00	.00	1,976.31	.00	-1,976.31	100.0%
<b>73 Draws</b>						
122 736100 DRAW FROM RESERVES	169,352.00	169,352.00	.00	.00	169,352.00	.0
TOTAL Draws	169,352.00	169,352.00	.00	.00	169,352.00	.0%
TOTAL SHERIFF CONTRABAND	328,000.00	328,000.00	101,229.60	.00	226,770.40	30.9%
TOTAL REVENUES	328,000.00	328,000.00	101,229.60	.00	226,770.40	
<b>124 INMATE SUPPLY</b>						
<b>47 Interest</b>						
124 470000 INTEREST INCOME	60,000.00	60,000.00	107,764.37	.00	-47,764.37	179.6
TOTAL Interest	60,000.00	60,000.00	107,764.37	.00	-47,764.37	179.6%
<b>48 Other Revenue</b>						
124 484300 CONCESSION COMMISSIONS	1,000,000.00	1,000,000.00	601,256.85	.00	398,743.15	60.1
124 489900 OTHER REVENUE	5,000.00	5,000.00	3,382.17	.00	1,617.83	67.6
TOTAL Other Revenue	1,005,000.00	1,005,000.00	604,639.02	.00	400,360.98	60.2%
<b>73 Draws</b>						
124 736100 DRAW FROM RESERVES	49,000.00	49,000.00	.00	.00	49,000.00	.0
TOTAL Draws	49,000.00	49,000.00	.00	.00	49,000.00	.0%
TOTAL INMATE SUPPLY	1,114,000.00	1,114,000.00	712,403.39	.00	401,596.61	64.0%
TOTAL REVENUES	1,114,000.00	1,114,000.00	712,403.39	.00	401,596.61	
<b>126 VINE GRANT</b>						

**REVENUE SUMMARIES REPORT**  
ACCOUNT SUMMARY APRIL 2024

FOR 2024 07

	ORIGINAL ESTIM REV	REVISED EST REV	ACTUAL YTD REVENUE	ACTUAL MTD REVENUE	REMAINING REVENUE	PCT COLL
<b>42 Intergovernmental</b>						
126 420370 STATE REVENUE	30,171.00	30,286.00	15,142.64	.00	15,143.36	50.0
TOTAL Intergovernmental	30,171.00	30,286.00	15,142.64	.00	15,143.36	50.0%
TOTAL VINE GRANT	30,171.00	30,286.00	15,142.64	.00	15,143.36	50.0%
TOTAL REVENUES	30,171.00	30,286.00	15,142.64	.00	15,143.36	
<b>128 HOMELAND SECURITY GRANT</b>						
<b>42 Intergovernmental</b>						
128 423000 2014 HSGP HOMELAND SECU	212,674.00	212,674.00	133,128.01	.00	79,545.99	62.6
TOTAL Intergovernmental	212,674.00	212,674.00	133,128.01	.00	79,545.99	62.6%
TOTAL HOMELAND SECURITY GRANT	212,674.00	212,674.00	133,128.01	.00	79,545.99	62.6%
TOTAL REVENUES	212,674.00	212,674.00	133,128.01	.00	79,545.99	
<b>129 HAZARD MITIGATION GRANT-EM</b>						
<b>42 Intergovernmental</b>						
129 423300 HAZARD MITIGATION GRANT	185,600.00	185,600.00	.00	.00	185,600.00	.0
129 423400 HAZARD MITIGATION INKIN	58,000.00	58,000.00	.00	.00	58,000.00	.0
TOTAL Intergovernmental	243,600.00	243,600.00	.00	.00	243,600.00	.0%
TOTAL HAZARD MITIGATION GRANT-	243,600.00	243,600.00	.00	.00	243,600.00	.0%
TOTAL REVENUES	243,600.00	243,600.00	.00	.00	243,600.00	
<b>130 PROJECT SAFE NEIGHBORHOOD</b>						
<b>42 Intergovernmental</b>						
130 420100 GRANT REVENUE	136,000.00	136,000.00	.00	.00	136,000.00	.0

**REVENUE SUMMARIES REPORT**  
ACCOUNT SUMMARY APRIL 2024

FOR 2024 07

	ORIGINAL ESTIM REV	REVISED EST REV	ACTUAL YTD REVENUE	ACTUAL MTD REVENUE	REMAINING REVENUE	PCT COLL
TOTAL Intergovernmental	136,000.00	136,000.00	.00	.00	136,000.00	.0%
TOTAL PROJECT SAFE NEIGHBORHOOD	136,000.00	136,000.00	.00	.00	136,000.00	.0%
TOTAL REVENUES	136,000.00	136,000.00	.00	.00	136,000.00	
<b>142 LEOSE SHERIFF</b>						
<b>42 Intergovernmental</b>						
142 424700 LEOSE REVENUE	21,000.00	21,000.00	53,693.19	.00	-32,693.19	255.7
TOTAL Intergovernmental	21,000.00	21,000.00	53,693.19	.00	-32,693.19	255.7%
<b>47 Interest</b>						
142 470000 INTEREST INCOME	5,000.00	5,000.00	3,914.64	.00	1,085.36	78.3
TOTAL Interest	5,000.00	5,000.00	3,914.64	.00	1,085.36	78.3%
TOTAL LEOSE SHERIFF	26,000.00	26,000.00	57,607.83	.00	-31,607.83	221.6%
TOTAL REVENUES	26,000.00	26,000.00	57,607.83	.00	-31,607.83	
<b>145 SHERIFF COMMISSARY SALARY</b>						
<b>42 Intergovernmental</b>						
145 424500 COMMISSARY SALARY REIMB	958,673.00	958,673.00	541,342.18	109,022.72	417,330.82	56.5
TOTAL Intergovernmental	958,673.00	958,673.00	541,342.18	109,022.72	417,330.82	56.5%
TOTAL SHERIFF COMMISSARY SALAR	958,673.00	958,673.00	541,342.18	109,022.72	417,330.82	56.5%
TOTAL REVENUES	958,673.00	958,673.00	541,342.18	109,022.72	417,330.82	
<b>146 LECD EMER COMMUNICATION GRANT</b>						
<b>42 Intergovernmental</b>						

**REVENUE SUMMARIES REPORT**  
ACCOUNT SUMMARY APRIL 2024

FOR 2024 07

	ORIGINAL ESTIM REV	REVISED EST REV	ACTUAL YTD REVENUE	ACTUAL MTD REVENUE	REMAINING REVENUE	PCT COLL
<b>146 420410 GRANT REVENUE LECD</b>	.00	40,250.00	.00	.00	40,250.00	.0
TOTAL Intergovernmental	.00	40,250.00	.00	.00	40,250.00	.0%
TOTAL LECD EMER COMMUNICATION	.00	40,250.00	.00	.00	40,250.00	.0%
TOTAL REVENUES	.00	40,250.00	.00	.00	40,250.00	
<b>150 TAG GRANT</b>						
<b>42 Intergovernmental</b>						
<b>150 420100 GRANT REVENUE</b>	12,552,087.00	12,552,087.00	1,447,935.28	.00	11,104,151.72	11.5
TOTAL Intergovernmental	12,552,087.00	12,552,087.00	1,447,935.28	.00	11,104,151.72	11.5%
TOTAL TAG GRANT	12,552,087.00	12,552,087.00	1,447,935.28	.00	11,104,151.72	11.5%
TOTAL REVENUES	12,552,087.00	12,552,087.00	1,447,935.28	.00	11,104,151.72	
<b>152 TAG CRIMINAL JUSTICE GRANT</b>						
<b>42 Intergovernmental</b>						
<b>152 420100 GRANT REVENUE</b>	.00	23,910.00	10,000.00	.00	13,910.00	41.8
TOTAL Intergovernmental	.00	23,910.00	10,000.00	.00	13,910.00	41.8%
TOTAL TAG CRIMINAL JUSTICE GRA	.00	23,910.00	10,000.00	.00	13,910.00	41.8%
TOTAL REVENUES	.00	23,910.00	10,000.00	.00	13,910.00	
<b>161 CDA BUSINESS CRIMES</b>						
<b>43 Fees</b>						
<b>161 434200 BAD CHECK COLLECTION FE</b>	35,000.00	35,000.00	12,994.50	.00	22,005.50	37.1

**REVENUE SUMMARIES REPORT**  
ACCOUNT SUMMARY APRIL 2024

FOR 2024 07

	ORIGINAL ESTIM REV	REVISED EST REV	ACTUAL YTD REVENUE	ACTUAL MTD REVENUE	REMAINING REVENUE	PCT COLL
TOTAL Fees	35,000.00	35,000.00	12,994.50	.00	22,005.50	37.1%
<b>47 Interest</b>						
161 470000 INTEREST INCOME	3,500.00	3,500.00	2,988.24	.00	511.76	85.4
TOTAL Interest	3,500.00	3,500.00	2,988.24	.00	511.76	85.4%
<b>48 Other Revenue</b>						
161 481500 OTHER REFUNDS/REIMBURSE	38,000.00	38,000.00	6,869.20	.00	31,130.80	18.1
161 489900 OTHER REVENUE	10,000.00	10,000.00	4,291.04	.00	5,708.96	42.9
TOTAL Other Revenue	48,000.00	48,000.00	11,160.24	.00	36,839.76	23.3%
TOTAL CDA BUSINESS CRIMES	86,500.00	86,500.00	27,142.98	.00	59,357.02	31.4%
TOTAL REVENUES	86,500.00	86,500.00	27,142.98	.00	59,357.02	
<b>163 CDA CONTRABAND</b>						
<b>47 Interest</b>						
163 470000 INTEREST INCOME	4,000.00	4,000.00	3,421.88	.00	578.12	85.5
TOTAL Interest	4,000.00	4,000.00	3,421.88	.00	578.12	85.5%
<b>48 Other Revenue</b>						
163 489900 OTHER REVENUE	96,000.00	96,000.00	54,824.48	.00	41,175.52	57.1
TOTAL Other Revenue	96,000.00	96,000.00	54,824.48	.00	41,175.52	57.1%
TOTAL CDA CONTRABAND	100,000.00	100,000.00	58,246.36	.00	41,753.64	58.2%
TOTAL REVENUES	100,000.00	100,000.00	58,246.36	.00	41,753.64	
<b>164 CDA SPATTF GRANT</b>						

**REVENUE SUMMARIES REPORT**  
ACCOUNT SUMMARY APRIL 2024

FOR 2024 07

	ORIGINAL ESTIM REV	REVISED EST REV	ACTUAL YTD REVENUE	ACTUAL MTD REVENUE	REMAINING REVENUE	PCT COLL
<b>42 Intergovernmental</b>						
164 420300 STATE GRANT REVENUE	960,920.00	960,920.00	177,029.66	.00	783,890.34	18.4
164 420400 SPATTF REVENUE-FEDERAL	.00	.00	-2,138.90	.00	2,138.90	100.0
TOTAL Intergovernmental	960,920.00	960,920.00	174,890.76	.00	786,029.24	18.2%
<b>47 Interest</b>						
164 470010 INTEREST INCOME-PROGRAM	.00	.00	11,609.88	234.70	-11,609.88	100.0
164 470100 INTEREST INCOME-FEDERAL	.00	.00	1,839.74	.00	-1,839.74	100.0
TOTAL Interest	.00	.00	13,449.62	234.70	-13,449.62	100.0%
<b>48 Other Revenue</b>						
164 480000 IN-KIND REVENUE	258,720.00	258,720.00	190,620.00	21,560.00	68,100.00	73.7
164 480520 SPATTF PROGRAM INCOME	39,700.00	39,700.00	43,060.23	3,760.00	-3,360.23	108.5
TOTAL Other Revenue	298,420.00	298,420.00	233,680.23	25,320.00	64,739.77	78.3%
<b>80 Transfers</b>						
164 801100 XFER FROM GENERAL FUND	242,828.00	242,828.00	1,193.94	.00	241,634.06	.5
TOTAL Transfers	242,828.00	242,828.00	1,193.94	.00	241,634.06	.5%
TOTAL CDA SPATTF GRANT	1,502,168.00	1,502,168.00	423,214.55	25,554.70	1,078,953.45	28.2%
TOTAL REVENUES	1,502,168.00	1,502,168.00	423,214.55	25,554.70	1,078,953.45	
<b>166 CDA JAG GRANT</b>						
<b>42 Intergovernmental</b>						
166 422510 FEDERAL GRANT REVENUE-J	104,947.00	66,484.00	66,483.50	.00	.50	100.0



**REVENUE SUMMARIES REPORT**  
ACCOUNT SUMMARY APRIL 2024

FOR 2024 07

	ORIGINAL ESTIM REV	REVISED EST REV	ACTUAL YTD REVENUE	ACTUAL MTD REVENUE	REMAINING REVENUE	PCT COLL
166 422700 FEDERAL GRANT REVENUE-J	86,172.00	42,318.00	42,317.81	.00	.19	100.0
166 422800 FEDERAL GRANT REVENUE-J	.00	114,355.00	114,354.50	.00	.50	100.0
TOTAL Intergovernmental	191,119.00	223,157.00	223,155.81	.00	1.19	100.0%
<b>47 Interest</b>						
166 470020 INTEREST REVENUE JAG23	.00	.00	587.39	503.50	-587.39	100.0
166 470300 INTEREST REVENUE-JAG22	.00	.00	4,958.76	312.95	-4,958.76	100.0
166 470900 INTEREST REVENUE JAG21	.00	.00	6,181.87	176.45	-6,181.87	100.0
TOTAL Interest	.00	.00	11,728.02	992.90	-11,728.02	100.0%
TOTAL CDA JAG GRANT	191,119.00	223,157.00	234,883.83	992.90	-11,726.83	105.3%
TOTAL REVENUES	191,119.00	223,157.00	234,883.83	992.90	-11,726.83	
<b>168 CDA Border Prosecution Unit</b>						
<b>42 Intergovernmental</b>						
168 420100 GRANT REVENUE	439,530.00	729,299.00	70,377.34	.00	658,921.66	9.6
TOTAL Intergovernmental	439,530.00	729,299.00	70,377.34	.00	658,921.66	9.6%
TOTAL CDA Border Prosecution U	439,530.00	729,299.00	70,377.34	.00	658,921.66	9.6%
TOTAL REVENUES	439,530.00	729,299.00	70,377.34	.00	658,921.66	
<b>171 CDA VOCA VICTIM ADV PROJECT</b>						
<b>42 Intergovernmental</b>						
171 420300 STATE GRANT REVENUE	111,173.00	111,173.00	59,597.16	.00	51,575.84	53.6
TOTAL Intergovernmental	111,173.00	111,173.00	59,597.16	.00	51,575.84	53.6%
<b>80 Transfers</b>						
171 801100 XFER FROM GENERAL FUND	36,301.00	36,301.00	14,899.28	.00	21,401.72	41.0

**REVENUE SUMMARIES REPORT**  
ACCOUNT SUMMARY APRIL 2024

FOR 2024 07

	ORIGINAL ESTIM REV	REVISED EST REV	ACTUAL YTD REVENUE	ACTUAL MTD REVENUE	REMAINING REVENUE	PCT COLL
TOTAL Transfers	36,301.00	36,301.00	14,899.28	.00	21,401.72	41.0%
TOTAL CDA VOCA VICTIM ADV PROJ	147,474.00	147,474.00	74,496.44	.00	72,977.56	50.5%
TOTAL REVENUES	147,474.00	147,474.00	74,496.44	.00	72,977.56	
<b>202 UNLIMITED TAX ROAD BONDS</b>						
<b>40 Tax Collections</b>						
202 400100 CURRENT AD VALOREM TAXE	7,731,483.00	7,731,483.00	7,626,361.04	98,068.86	105,121.96	98.6
202 400400 PEN & INT - CURRENT LEV	31,700.00	31,700.00	20,750.92	9,355.28	10,949.08	65.5
202 400500 DELIQ TAXES - PRIOR YEA	47,163.00	47,163.00	4,775.33	2,017.95	42,387.67	10.1
202 400600 PEN & INT - PRIOR YEARS	23,968.00	23,968.00	4,998.42	761.17	18,969.58	20.9
TOTAL Tax Collections	7,834,314.00	7,834,314.00	7,656,885.71	110,203.26	177,428.29	97.7%
<b>47 Interest</b>						
202 470000 INTEREST INCOME	15,000.00	15,000.00	34,776.80	.00	-19,776.80	231.8
TOTAL Interest	15,000.00	15,000.00	34,776.80	.00	-19,776.80	231.8%
<b>48 Other Revenue</b>						
202 489900 OTHER REVENUE	93,807.00	93,807.00	1,864.97	.00	91,942.03	2.0
TOTAL Other Revenue	93,807.00	93,807.00	1,864.97	.00	91,942.03	2.0%
TOTAL UNLIMITED TAX ROAD BONDS	7,943,121.00	7,943,121.00	7,693,527.48	110,203.26	249,593.52	96.9%
TOTAL REVENUES	7,943,121.00	7,943,121.00	7,693,527.48	110,203.26	249,593.52	
<b>203 GEN OB REFUNDING BOND SRS 2021</b>						
<b>40 Tax Collections</b>						
203 400100 CURRENT AD VALOREM TAXE	894,117.00	894,117.00	877,815.52	11,288.00	16,301.48	98.2

**REVENUE SUMMARIES REPORT**  
ACCOUNT SUMMARY APRIL 2024

FOR 2024 07

	ORIGINAL ESTIM REV	REVISED EST REV	ACTUAL YTD REVENUE	ACTUAL MTD REVENUE	REMAINING REVENUE	PCT COLL
203 400400 PEN & INT - CURRENT LEV	3,748.00	3,748.00	2,388.50	1,076.82	1,359.50	63.7
203 400500 DELIQU TAXES - PRIOR YEA	5,576.00	5,576.00	16,383.41	6,923.27	-10,807.41	293.8
203 400600 PEN & INT - PRIOR YEARS	2,834.00	2,834.00	17,148.98	2,611.49	-14,314.98	605.1
TOTAL Tax Collections	906,275.00	906,275.00	913,736.41	21,899.58	-7,461.41	100.8%
<b>47 Interest</b>						
203 470000 INTEREST INCOME	8,000.00	8,000.00	63,557.40	.00	-55,557.40	794.5
TOTAL Interest	8,000.00	8,000.00	63,557.40	.00	-55,557.40	794.5%
TOTAL GEN OB REFUNDING BOND SR	914,275.00	914,275.00	977,293.81	21,899.58	-63,018.81	106.9%
TOTAL REVENUES	914,275.00	914,275.00	977,293.81	21,899.58	-63,018.81	
<b>208 SPECIAL TAX REVENUE BONDS 2020</b>						
<b>47 Interest</b>						
208 470000 INTEREST INCOME	35,000.00	35,000.00	18,615.51	.00	16,384.49	53.2
TOTAL Interest	35,000.00	35,000.00	18,615.51	.00	16,384.49	53.2%
<b>80 Transfers</b>						
208 807900 XFER FROM VENUE HOT STV	1,210,570.00	1,210,570.00	1,210,570.00	.00	.00	100.0
TOTAL Transfers	1,210,570.00	1,210,570.00	1,210,570.00	.00	.00	100.0%
TOTAL SPECIAL TAX REVENUE BOND	1,245,570.00	1,245,570.00	1,229,185.51	.00	16,384.49	98.7%
TOTAL REVENUES	1,245,570.00	1,245,570.00	1,229,185.51	.00	16,384.49	
<b>301 MPO ROAD CONSTRUCTION</b>						
<b>47 Interest</b>						
301 470000 INTEREST INCOME	29,313.00	29,313.00	7,721.93	.00	21,591.07	26.3

**REVENUE SUMMARIES REPORT**  
ACCOUNT SUMMARY APRIL 2024

FOR 2024 07

	ORIGINAL ESTIM REV	REVISED EST REV	ACTUAL YTD REVENUE	ACTUAL MTD REVENUE	REMAINING REVENUE	PCT COLL
TOTAL Interest	29,313.00	29,313.00	7,721.93	.00	21,591.07	26.3%
<b>73 Draws</b>						
301 736100 DRAW FROM RESERVES	563,979.00	563,979.00	.00	.00	563,979.00	.0
TOTAL Draws	563,979.00	563,979.00	.00	.00	563,979.00	.0%
<b>80 Transfers</b>						
301 801100 XFER FROM GENERAL FUND	250,000.00	816,979.00	816,979.00	566,979.00	.00	100.0
TOTAL Transfers	250,000.00	816,979.00	816,979.00	566,979.00	.00	100.0%
TOTAL MPO ROAD CONSTRUCTION	843,292.00	1,410,271.00	824,700.93	566,979.00	585,570.07	58.5%
TOTAL REVENUES	843,292.00	1,410,271.00	824,700.93	566,979.00	585,570.07	
<b>302 TAX ROAD BOND CONSTRUCTION</b>						
<b>47 Interest</b>						
302 470000 INTEREST INCOME	750,000.00	750,000.00	1,226,579.17	.00	-476,579.17	163.5
TOTAL Interest	750,000.00	750,000.00	1,226,579.17	.00	-476,579.17	163.5%
<b>73 Draws</b>						
302 736100 DRAW FROM RESERVES	59,059,148.00	59,059,148.00	.00	.00	59,059,148.00	.0
TOTAL Draws	59,059,148.00	59,059,148.00	.00	.00	59,059,148.00	.0%
TOTAL TAX ROAD BOND CONSTRUCTION	59,809,148.00	59,809,148.00	1,226,579.17	.00	58,582,568.83	2.1%
TOTAL REVENUES	59,809,148.00	59,809,148.00	1,226,579.17	.00	58,582,568.83	
<b>304 MEDICAL EXAMINER CONSTRUCTION</b>						
<b>47 Interest</b>						

**REVENUE SUMMARIES REPORT**  
ACCOUNT SUMMARY APRIL 2024

FOR 2024 07

	ORIGINAL ESTIM REV	REVISED EST REV	ACTUAL YTD REVENUE	ACTUAL MTD REVENUE	REMAINING REVENUE	PCT COLL
<b>304 470000 INTEREST INCOME</b>	.00	200,000.00	281,944.69	.00	-81,944.69	141.0
TOTAL Interest	.00	200,000.00	281,944.69	.00	-81,944.69	141.0%
<b>48 Other Revenue</b>						
<b>304 485500 BOND PROCEEDS</b>	.00	35,683,973.00	35,683,972.07	.00	.93	100.0
<b>304 489900 OTHER REVENUE</b>	.00	6,479.00	6,479.10	.00	-.10	100.0
TOTAL Other Revenue	.00	35,690,452.00	35,690,451.17	.00	.83	100.0%
TOTAL MEDICAL EXAMINER CONSTRU	.00	35,890,452.00	35,972,395.86	.00	-81,943.86	100.2%
TOTAL REVENUES	.00	35,890,452.00	35,972,395.86	.00	-81,943.86	
<b>307 CRTC RENOVATIONS #2</b>						
<b>47 Interest</b>						
<b>307 470000 INTEREST INCOME</b>	60,000.00	60,000.00	40,299.76	.00	19,700.24	67.2
TOTAL Interest	60,000.00	60,000.00	40,299.76	.00	19,700.24	67.2%
<b>73 Draws</b>						
<b>307 736100 DRAW FROM RESERVES</b>	2,400,000.00	2,400,000.00	.00	.00	2,400,000.00	.0
TOTAL Draws	2,400,000.00	2,400,000.00	.00	.00	2,400,000.00	.0%
<b>80 Transfers</b>						
<b>307 801100 XFER FROM GENERAL FUND</b>	2,753,000.00	2,753,000.00	.00	.00	2,753,000.00	.0
TOTAL Transfers	2,753,000.00	2,753,000.00	.00	.00	2,753,000.00	.0%

**REVENUE SUMMARIES REPORT**  
**ACCOUNT SUMMARY APRIL 2024**

FOR 2024 07

	ORIGINAL ESTIM REV	REVISED EST REV	ACTUAL YTD REVENUE	ACTUAL MTD REVENUE	REMAINING REVENUE	PCT COLL
TOTAL CRTC RENOVATIONS #2	5,213,000.00	5,213,000.00	40,299.76	.00	5,172,700.24	.8%
TOTAL REVENUES	5,213,000.00	5,213,000.00	40,299.76	.00	5,172,700.24	
<b>308 VENUE CAPITAL PROJECT</b>						
<b>47 Interest</b>						
308 470000 INTEREST INCOME	20,000.00	20,000.00	1,119.14	.00	18,880.86	5.6
TOTAL Interest	20,000.00	20,000.00	1,119.14	.00	18,880.86	5.6%
<b>73 Draws</b>						
308 736100 DRAW FROM RESERVES	180,200.00	180,200.00	.00	.00	180,200.00	.0
TOTAL Draws	180,200.00	180,200.00	.00	.00	180,200.00	.0%
<b>80 Transfers</b>						
308 807900 XFER FROM VENUE HOT STV	.00	1,800,000.00	1,800,000.00	.00	.00	100.0
TOTAL Transfers	.00	1,800,000.00	1,800,000.00	.00	.00	100.0%
TOTAL VENUE CAPITAL PROJECT	200,200.00	2,000,200.00	1,801,119.14	.00	199,080.86	90.0%
TOTAL REVENUES	200,200.00	2,000,200.00	1,801,119.14	.00	199,080.86	
<b>401 EMPLOYEE HEALTH BENEFIT</b>						
<b>47 Interest</b>						
401 470000 INTEREST INCOME	180,000.00	180,000.00	71,114.65	.00	108,885.35	39.5
TOTAL Interest	180,000.00	180,000.00	71,114.65	.00	108,885.35	39.5%
<b>48 Other Revenue</b>						
401 480600 INSURANCE REIMBURSEMENT	50,000.00	50,000.00	.00	.00	50,000.00	.0

**REVENUE SUMMARIES REPORT**  
ACCOUNT SUMMARY APRIL 2024

FOR 2024 07

	ORIGINAL ESTIM REV	REVISED EST REV	ACTUAL YTD REVENUE	ACTUAL MTD REVENUE	REMAINING REVENUE	PCT COLL
401 483010 SURVIVOR SB872 INSURANC	8,000.00	8,000.00	.00	.00	8,000.00	.0
401 483100 COBRA INSURANCE PREMIUM	10,000.00	10,000.00	12,687.92	1,779.63	-2,687.92	126.9
401 483200 RETIREE INSURANCE PREMI	160,000.00	160,000.00	64,015.00	11,030.00	95,985.00	40.0
401 484400 STOP LOSS REIMBURSEMENT	250,000.00	250,000.00	557,436.86	.00	-307,436.86	223.0
401 485100 EMPLOYEE MEDICAL SHARE	1,800,000.00	1,800,000.00	1,042,930.58	141,811.43	757,069.42	57.9
401 485200 COUNTY MEDICAL SHARE	10,614,000.00	10,614,000.00	5,861,941.86	796,396.30	4,752,058.14	55.2
401 489900 OTHER REVENUE	25,000.00	25,000.00	2,040.40	.00	22,959.60	8.2
<b>TOTAL Other Revenue</b>	<b>12,917,000.00</b>	<b>12,917,000.00</b>	<b>7,541,052.62</b>	<b>951,017.36</b>	<b>5,375,947.38</b>	<b>58.4%</b>

**73 Draws**

401 736100 DRAW FROM RESERVES	2,368,000.00	2,368,000.00	.00	.00	2,368,000.00	.0
<b>TOTAL Draws</b>	<b>2,368,000.00</b>	<b>2,368,000.00</b>	<b>.00</b>	<b>.00</b>	<b>2,368,000.00</b>	<b>.0%</b>
<b>TOTAL EMPLOYEE HEALTH BENEFIT</b>	<b>15,465,000.00</b>	<b>15,465,000.00</b>	<b>7,612,167.27</b>	<b>951,017.36</b>	<b>7,852,832.73</b>	<b>49.2%</b>
<b>TOTAL REVENUES</b>	<b>15,465,000.00</b>	<b>15,465,000.00</b>	<b>7,612,167.27</b>	<b>951,017.36</b>	<b>7,852,832.73</b>	

**403 WORKERS COMPENSATION**

**47 Interest**

403 470000 INTEREST INCOME	100,000.00	100,000.00	240,326.40	.00	-140,326.40	240.3
<b>TOTAL Interest</b>	<b>100,000.00</b>	<b>100,000.00</b>	<b>240,326.40</b>	<b>.00</b>	<b>-140,326.40</b>	<b>240.3%</b>

**48 Other Revenue**

403 480600 INSURANCE REIMBURSEMENT	10,000.00	10,000.00	53.77	53.77	9,946.23	.5
403 485210 COUNTY W/C SHARE	1,800,000.00	1,800,000.00	1,316,743.57	179,086.86	483,256.43	73.2
403 489900 OTHER REVENUE	500.00	500.00	.00	.00	500.00	.0
<b>TOTAL Other Revenue</b>	<b>1,810,500.00</b>	<b>1,810,500.00</b>	<b>1,316,797.34</b>	<b>179,140.63</b>	<b>493,702.66</b>	<b>72.7%</b>

**73 Draws**

403 736100 DRAW FROM RESERVES	3,756,475.00	3,756,475.00	.00	.00	3,756,475.00	.0
<b>TOTAL Draws</b>	<b>3,756,475.00</b>	<b>3,756,475.00</b>	<b>.00</b>	<b>.00</b>	<b>3,756,475.00</b>	<b>.0%</b>

**REVENUE SUMMARIES REPORT**  
**ACCOUNT SUMMARY APRIL 2024**

FOR 2024 07

	ORIGINAL ESTIM REV	REVISED EST REV	ACTUAL YTD REVENUE	ACTUAL MTD REVENUE	REMAINING REVENUE	PCT COLL
TOTAL WORKERS COMPENSATION	5,666,975.00	5,666,975.00	1,557,123.74	179,140.63	4,109,851.26	27.5%
TOTAL REVENUES	5,666,975.00	5,666,975.00	1,557,123.74	179,140.63	4,109,851.26	
GRAND TOTAL	345,624,558.00	384,424,902.00	225,313,322.63	15,095,691.87	159,112,494.37	58.6%

\*\* END OF REPORT - Generated by Scott, Rhonda \*\*



# Revenue Summaries Report

---

For Fiscal: 2023-2024 Period Ending 04/30/24

**Group/Fund Summary**

**REVENUE SUMMARIES REPORT**  
**GROUP SUMMARY APRIL 2024**

FOR 2024 07

	ORIGINAL ESTIM REV	REVISED EST REV	ACTUAL YTD REVENUE	ACTUAL MTD REVENUE	REMAINING REVENUE	PCT COLL
<b>011 GENERAL FUND</b>						
UNDEFINED CHAR	.00	.00	120.00	.00	-120.00	100.0%
40 Tax Collections	131,318,027.00	131,318,027.00	105,452,418.70	4,253,170.50	25,865,608.30	80.3%
41 Licenses/Permits	185,142.00	185,142.00	104,288.90	17,080.30	80,853.10	56.3%
42 Intergovernmental	3,154,334.00	3,162,073.00	1,417,800.99	222,916.72	1,744,272.01	44.8%
43 Fees	3,187,382.00	3,187,382.00	1,699,493.39	277,608.46	1,487,888.61	53.3%
44 Commissions	5,504,807.00	5,504,807.00	4,168,961.70	3,614,593.58	1,335,845.30	75.7%
45 Charges for Services	2,153,928.00	2,153,928.00	623,456.83	167,666.85	1,530,471.17	28.9%
46 Fines/Forfeitures	450,204.00	450,204.00	249,204.71	39,395.11	200,999.29	55.4%
47 Interest	2,000,000.00	2,000,000.00	359,048.28	15,487.68	1,640,951.72	18.0%
48 Other Revenue	2,204,714.00	2,204,714.00	826,466.79	131,879.18	1,378,247.21	37.5%
80 Transfers	3,756,475.00	3,756,475.00	.00	.00	3,756,475.00	.0%
<b>TOTAL REVENUES</b>	<b>153,915,013.00</b>	<b>153,922,752.00</b>	<b>114,901,260.29</b>	<b>8,739,798.38</b>	<b>39,021,491.71</b>	
<b>020 CONSOLIDATED ROAD AND BRIDGE</b>						
42 Intergovernmental	412,500.00	412,500.00	407,993.46	.00	4,506.54	98.9%
45 Charges for Services	2,810,950.00	2,810,950.00	1,593,588.86	343,868.86	1,217,361.14	56.7%
47 Interest	200,000.00	200,000.00	74,351.82	.00	125,648.18	37.2%
48 Other Revenue	508,000.00	508,000.00	523,256.51	113,881.48	-15,256.51	103.0%
73 Draws	3,600,000.00	3,600,000.00	.00	.00	3,600,000.00	.0%
80 Transfers	9,405,777.00	9,405,777.00	9,405,777.00	3,000,000.00	.00	100.0%
<b>TOTAL REVENUES</b>	<b>16,937,227.00</b>	<b>16,937,227.00</b>	<b>12,004,967.65</b>	<b>3,457,750.34</b>	<b>4,932,259.35</b>	
<b>031 PRECINCT 1 PARK</b>						
40 Tax Collections	152,083.00	152,083.00	146,821.17	2,238.28	5,261.83	96.5%
47 Interest	10,000.00	10,000.00	13,807.53	.00	-3,807.53	138.1%
48 Other Revenue	8,000.00	8,000.00	5,900.00	400.00	2,100.00	73.8%
73 Draws	75,000.00	75,000.00	.00	.00	75,000.00	.0%
<b>TOTAL REVENUES</b>	<b>245,083.00</b>	<b>245,083.00</b>	<b>166,528.70</b>	<b>2,638.28</b>	<b>78,554.30</b>	
<b>032 SLATON/ROOSEVELT PARK</b>						
40 Tax Collections	152,082.00	152,082.00	146,821.17	2,238.28	5,260.83	96.5%

**REVENUE SUMMARIES REPORT**  
**GROUP SUMMARY APRIL 2024**

FOR 2024 07

	ORIGINAL ESTIM REV	REVISED EST REV	ACTUAL YTD REVENUE	ACTUAL MTD REVENUE	REMAINING REVENUE	PCT COLL
47 Interest	500.00	500.00	3,349.49	.00	-2,849.49	669.9%
48 Other Revenue	8,000.00	8,000.00	5,019.95	1,000.00	2,980.05	62.7%
<b>TOTAL REVENUES</b>	<b>160,582.00</b>	<b>160,582.00</b>	<b>155,190.61</b>	<b>3,238.28</b>	<b>5,391.39</b>	
<b>033 IDALOU/NEW DEAL PARK</b>						
40 Tax Collections	152,082.00	152,082.00	146,821.17	2,238.28	5,260.83	96.5%
47 Interest	1,000.00	1,000.00	7,183.49	.00	-6,183.49	718.3%
48 Other Revenue	6,033.00	6,033.00	2,800.00	500.00	3,233.00	46.4%
<b>TOTAL REVENUES</b>	<b>159,115.00</b>	<b>159,115.00</b>	<b>156,804.66</b>	<b>2,738.28</b>	<b>2,310.34</b>	
<b>034 SHALLOWATER PARK</b>						
40 Tax Collections	152,082.00	152,082.00	146,821.17	2,238.28	5,260.83	96.5%
47 Interest	5,000.00	5,000.00	9,412.09	.00	-4,412.09	188.2%
48 Other Revenue	6,200.00	6,200.00	3,981.00	930.00	2,219.00	64.2%
73 Draws	14,629.00	14,629.00	.00	.00	14,629.00	.0%
<b>TOTAL REVENUES</b>	<b>177,911.00</b>	<b>177,911.00</b>	<b>160,214.26</b>	<b>3,168.28</b>	<b>17,696.74</b>	
<b>041 PERMANENT IMPROVEMENT</b>						
40 Tax Collections	3,041,664.00	3,041,664.00	2,936,422.98	44,765.30	105,241.02	96.5%
47 Interest	150,000.00	150,000.00	104,216.60	.00	45,783.40	69.5%
48 Other Revenue	133,732.00	133,732.00	48,845.00	11,144.00	84,887.00	36.5%
73 Draws	5,375,214.00	5,375,214.00	.00	.00	5,375,214.00	.0%
80 Transfers	470,000.00	539,000.00	.00	.00	539,000.00	.0%
<b>TOTAL REVENUES</b>	<b>9,170,610.00</b>	<b>9,239,610.00</b>	<b>3,089,484.58</b>	<b>55,909.30</b>	<b>6,150,125.42</b>	
<b>043 LCETRZ NO1 TAX INCREMENT FUND</b>						
47 Interest	.00	.00	9,536.71	.00	-9,536.71	100.0%
80 Transfers	191,000.00	191,000.00	.00	.00	191,000.00	.0%
<b>TOTAL REVENUES</b>	<b>191,000.00</b>	<b>191,000.00</b>	<b>9,536.71</b>	<b>.00</b>	<b>181,463.29</b>	
<b>046 TJJD (P) JJAEP GRANT</b>						

**REVENUE SUMMARIES REPORT**  
**GROUP SUMMARY APRIL 2024**

FOR 2024 07

	ORIGINAL ESTIM REV	REVISED EST REV	ACTUAL YTD REVENUE	ACTUAL MTD REVENUE	REMAINING REVENUE	PCT COLL
42 Intergovernmental	80,000.00	80,000.00	4,130.50	.00	75,869.50	5.2%
TOTAL REVENUES	80,000.00	80,000.00	4,130.50	.00	75,869.50	
<b>047 TJJD TJJD DSA RISK &amp; NEEDS ASS</b>						
42 Intergovernmental	15,628.00	15,628.00	14,105.36	.00	1,522.64	90.3%
TOTAL REVENUES	15,628.00	15,628.00	14,105.36	.00	1,522.64	
<b>048 TJJD DSA RESIDENTIAL PROJECTS</b>						
42 Intergovernmental	127,520.00	127,520.00	.00	.00	127,520.00	.0%
TOTAL REVENUES	127,520.00	127,520.00	.00	.00	127,520.00	
<b>049 TJJD DSA PREVENT/INTERVENTION</b>						
42 Intergovernmental	.00	66,000.00	44,000.00	5,500.00	22,000.00	66.7%
TOTAL REVENUES	.00	66,000.00	44,000.00	5,500.00	22,000.00	
<b>050 JUVENILE STAR PROGRAM</b>						
42 Intergovernmental	260,000.00	260,000.00	120,500.00	.00	139,500.00	46.3%
48 Other Revenue	1,895.00	1,895.00	.00	.00	1,895.00	.0%
80 Transfers	119,605.00	119,605.00	.00	.00	119,605.00	.0%
TOTAL REVENUES	381,500.00	381,500.00	120,500.00	.00	261,000.00	
<b>051 JUVENILE PROBATION</b>						
45 Charges for Services	5,000.00	5,000.00	1,151.00	481.00	3,849.00	23.0%
47 Interest	10,000.00	10,000.00	143,374.52	.00	-133,374.52	1433.7%
48 Other Revenue	2,000.00	2,000.00	592.21	207.09	1,407.79	29.6%
73 Draws	7,577,191.00	7,577,191.00	.00	.00	7,577,191.00	.0%
80 Transfers	1,000,000.00	1,000,000.00	583,333.30	83,333.34	416,666.70	58.3%
TOTAL REVENUES	8,594,191.00	8,594,191.00	728,451.03	84,021.43	7,865,739.97	
<b>054 TJJD (A) JUV PROB COMM GRANT</b>						

**REVENUE SUMMARIES REPORT**  
**GROUP SUMMARY APRIL 2024**

FOR 2024 07

	ORIGINAL ESTIM REV	REVISED EST REV	ACTUAL YTD REVENUE	ACTUAL MTD REVENUE	REMAINING REVENUE	PCT COLL
42 Intergovernmental	2,554,349.00	2,554,349.00	1,898,829.40	182,597.00	655,519.60	74.3%
80 Transfers	260,619.00	260,619.00	.00	.00	260,619.00	.0%
<b>TOTAL REVENUES</b>	<b>2,814,968.00</b>	<b>2,814,968.00</b>	<b>1,898,829.40</b>	<b>182,597.00</b>	<b>916,138.60</b>	
<b>055 JUVENILE DETENTION</b>						
45 Charges for Services	755,305.00	755,305.00	484,310.00	.00	270,995.00	64.1%
80 Transfers	4,777,391.00	4,777,391.00	1,438,477.39	.00	3,338,913.61	30.1%
<b>TOTAL REVENUES</b>	<b>5,532,696.00</b>	<b>5,532,696.00</b>	<b>1,922,787.39</b>	<b>.00</b>	<b>3,609,908.61</b>	
<b>057 JUVENILE FOOD SERVICE</b>						
42 Intergovernmental	157,449.00	163,916.00	64,159.55	.00	99,756.45	39.1%
48 Other Revenue	6,405.00	6,405.00	287.24	.00	6,117.76	4.5%
80 Transfers	255,242.00	255,242.00	122,852.93	.00	132,389.07	48.1%
<b>TOTAL REVENUES</b>	<b>419,096.00</b>	<b>425,563.00</b>	<b>187,299.72</b>	<b>.00</b>	<b>238,263.28</b>	
<b>067 CJD DWI COURT GRANT</b>						
42 Intergovernmental	50,796.00	50,796.00	12,819.05	.00	37,976.95	25.2%
<b>TOTAL REVENUES</b>	<b>50,796.00</b>	<b>50,796.00</b>	<b>12,819.05</b>	<b>.00</b>	<b>37,976.95</b>	
<b>070 ON LINE ACCESS</b>						
47 Interest	7,000.00	7,000.00	7,323.01	.00	-323.01	104.6%
73 Draws	178,000.00	178,000.00	.00	.00	178,000.00	.0%
<b>TOTAL REVENUES</b>	<b>185,000.00</b>	<b>185,000.00</b>	<b>7,323.01</b>	<b>.00</b>	<b>177,676.99</b>	
<b>072 CJD DRUG COURT GRANT</b>						
42 Intergovernmental	50,796.00	50,796.00	8,016.57	.00	42,779.43	15.8%
<b>TOTAL REVENUES</b>	<b>50,796.00</b>	<b>50,796.00</b>	<b>8,016.57</b>	<b>.00</b>	<b>42,779.43</b>	
<b>074 COUNTY DRUG COURT COURT COST</b>						

**REVENUE SUMMARIES REPORT**  
**GROUP SUMMARY APRIL 2024**

FOR 2024 07

	ORIGINAL ESTIM REV	REVISED EST REV	ACTUAL YTD REVENUE	ACTUAL MTD REVENUE	REMAINING REVENUE	PCT COLL
43 Fees	24,000.00	24,000.00	15,841.27	2,561.54	8,158.73	66.0%
47 Interest	9,000.00	9,000.00	6,906.21	.00	2,093.79	76.7%
<b>TOTAL REVENUES</b>	<b>33,000.00</b>	<b>33,000.00</b>	<b>22,747.48</b>	<b>2,561.54</b>	<b>10,252.52</b>	
<b>075 DISPUTE RESOLUTION</b>						
43 Fees	420,625.00	420,625.00	197,199.73	31,006.14	223,425.27	46.9%
47 Interest	1,000.00	1,000.00	516.30	.00	483.70	51.6%
<b>TOTAL REVENUES</b>	<b>421,625.00</b>	<b>421,625.00</b>	<b>197,716.03</b>	<b>31,006.14</b>	<b>223,908.97</b>	
<b>076 USDA AG MEDIATION GRANT</b>						
42 Intergovernmental	300,000.00	300,000.00	90,599.64	.00	209,400.36	30.2%
43 Fees	1,500.00	1,500.00	.00	.00	1,500.00	.0%
48 Other Revenue	118,500.00	118,500.00	5,343.75	.00	113,156.25	4.5%
80 Transfers	.00	.00	33,484.67	.00	-33,484.67	100.0%
<b>TOTAL REVENUES</b>	<b>420,000.00</b>	<b>420,000.00</b>	<b>129,428.06</b>	<b>.00</b>	<b>290,571.94</b>	
<b>077 DOMESTIC RELATIONS OFFICE</b>						
42 Intergovernmental	.00	7,625.00	7,625.00	.00	.00	100.0%
43 Fees	150,480.00	150,480.00	77,548.76	2,850.22	72,931.24	51.5%
47 Interest	.00	.00	363.81	.00	-363.81	100.0%
73 Draws	28,665.00	28,665.00	.00	.00	28,665.00	.0%
<b>TOTAL REVENUES</b>	<b>179,145.00</b>	<b>186,770.00</b>	<b>85,537.57</b>	<b>2,850.22</b>	<b>101,232.43</b>	
<b>079 VENUE HOT &amp; STVR TAX</b>						
40 Tax Collections	3,206,050.00	3,206,050.00	1,512,233.94	275,409.99	1,693,816.06	47.2%
47 Interest	300,000.00	300,000.00	290,347.67	34,317.71	9,652.33	96.8%
48 Other Revenue	20,000.00	20,000.00	762.30	.00	19,237.70	3.8%
80 Transfers	35,000.00	35,000.00	35,000.00	.00	.00	100.0%
<b>TOTAL REVENUES</b>	<b>3,561,050.00</b>	<b>3,561,050.00</b>	<b>1,838,343.91</b>	<b>309,727.70</b>	<b>1,722,706.09</b>	
<b>081 LAW LIBRARY</b>						

**REVENUE SUMMARIES REPORT**  
**GROUP SUMMARY APRIL 2024**

FOR 2024 07

	ORIGINAL ESTIM REV	REVISED EST REV	ACTUAL YTD REVENUE	ACTUAL MTD REVENUE	REMAINING REVENUE	PCT COLL
45 Charges for Services	172,200.00	172,200.00	94,145.67	15,666.75	78,054.33	54.7%
47 Interest	75.00	75.00	-31.56	.00	106.56	-42.1%
48 Other Revenue	275.00	275.00	49.40	15.80	225.60	18.0%
80 Transfers	27,946.00	27,946.00	27,946.00	.00	.00	100.0%
<b>TOTAL REVENUES</b>	<b>200,496.00</b>	<b>200,496.00</b>	<b>122,109.51</b>	<b>15,682.55</b>	<b>78,386.49</b>	
<b>083 ELECTION SERVICES</b>						
45 Charges for Services	1,067,774.00	1,067,774.00	.00	.00	1,067,774.00	.0%
<b>TOTAL REVENUES</b>	<b>1,067,774.00</b>	<b>1,067,774.00</b>	<b>.00</b>	<b>.00</b>	<b>1,067,774.00</b>	
<b>085 ELECTION ADMINISTRATION</b>						
45 Charges for Services	35,300.00	35,300.00	.00	.00	35,300.00	.0%
47 Interest	7,000.00	7,000.00	6,416.55	.00	583.45	91.7%
<b>TOTAL REVENUES</b>	<b>42,300.00</b>	<b>42,300.00</b>	<b>6,416.55</b>	<b>.00</b>	<b>35,883.45</b>	
<b>086 ELECTION EQUIPMENT</b>						
45 Charges for Services	106,000.00	106,000.00	.00	.00	106,000.00	.0%
47 Interest	5,000.00	5,000.00	11,405.60	.00	-6,405.60	228.1%
<b>TOTAL REVENUES</b>	<b>111,000.00</b>	<b>111,000.00</b>	<b>11,405.60</b>	<b>.00</b>	<b>99,594.40</b>	
<b>088 SETTLEMENTS FUND</b>						
48 Other Revenue	.00	.00	84,260.92	84,260.92	-84,260.92	100.0%
<b>TOTAL REVENUES</b>	<b>.00</b>	<b>.00</b>	<b>84,260.92</b>	<b>84,260.92</b>	<b>-84,260.92</b>	
<b>090 DIST CLK RECORDS MGT. AND PRES</b>						
43 Fees	550.00	550.00	173.71	25.84	376.29	31.6%
47 Interest	1,600.00	1,600.00	825.01	.00	774.99	51.6%
73 Draws	21,960.00	21,960.00	.00	.00	21,960.00	.0%
<b>TOTAL REVENUES</b>	<b>24,110.00</b>	<b>24,110.00</b>	<b>998.72</b>	<b>25.84</b>	<b>23,111.28</b>	
<b>091 CTY CLK RECORDS MGT. AND PRES</b>						

**REVENUE SUMMARIES REPORT**  
**GROUP SUMMARY APRIL 2024**

FOR 2024 07

	ORIGINAL ESTIM REV	REVISED EST REV	ACTUAL YTD REVENUE	ACTUAL MTD REVENUE	REMAINING REVENUE	PCT COLL
43 Fees	553,500.00	553,500.00	284,503.02	56,453.25	268,996.98	51.4%
47 Interest	171,000.00	171,000.00	129,408.48	.00	41,591.52	75.7%
<b>TOTAL REVENUES</b>	<b>724,500.00</b>	<b>724,500.00</b>	<b>413,911.50</b>	<b>56,453.25</b>	<b>310,588.50</b>	
<b>092 CTY RECORDS MGT. AND PRES</b>						
43 Fees	83,715.00	83,715.00	99,831.20	16,386.32	-16,116.20	119.3%
47 Interest	6,000.00	6,000.00	12,507.32	.00	-6,507.32	208.5%
<b>TOTAL REVENUES</b>	<b>89,715.00</b>	<b>89,715.00</b>	<b>112,338.52</b>	<b>16,386.32</b>	<b>-22,623.52</b>	
<b>093 COURTHOUSE SECURITY</b>						
43 Fees	137,607.00	137,607.00	81,673.83	11,578.14	55,933.17	59.4%
47 Interest	3,000.00	3,000.00	3,670.08	.00	-670.08	122.3%
<b>TOTAL REVENUES</b>	<b>140,607.00</b>	<b>140,607.00</b>	<b>85,343.91</b>	<b>11,578.14</b>	<b>55,263.09</b>	
<b>094 COURT RECORD PRESERVATION</b>						
43 Fees	300.00	300.00	89.05	6.01	210.95	29.7%
47 Interest	9,000.00	9,000.00	6,110.53	.00	2,889.47	67.9%
73 Draws	46,200.00	46,200.00	.00	.00	46,200.00	.0%
<b>TOTAL REVENUES</b>	<b>55,500.00</b>	<b>55,500.00</b>	<b>6,199.58</b>	<b>6.01</b>	<b>49,300.42</b>	
<b>095 LOCAL TRUANCY PREVENT &amp; DIVERS</b>						
43 Fees	14,338.00	14,338.00	8,524.10	1,346.04	5,813.90	59.5%
47 Interest	1,160.00	1,160.00	1,267.07	.00	-107.07	109.2%
<b>TOTAL REVENUES</b>	<b>15,498.00</b>	<b>15,498.00</b>	<b>9,791.17</b>	<b>1,346.04</b>	<b>5,706.83</b>	
<b>096 HISTORICAL COMMISSION</b>						
47 Interest	1,000.00	1,000.00	259.20	.00	740.80	25.9%
80 Transfers	6,200.00	6,200.00	6,200.00	.00	.00	100.0%
<b>TOTAL REVENUES</b>	<b>7,200.00</b>	<b>7,200.00</b>	<b>6,459.20</b>	<b>.00</b>	<b>740.80</b>	



**REVENUE SUMMARIES REPORT**  
**GROUP SUMMARY APRIL 2024**

FOR 2024 07

	ORIGINAL ESTIM REV	REVISED EST REV	ACTUAL YTD REVENUE	ACTUAL MTD REVENUE	REMAINING REVENUE	PCT COLL
<b>097 CHILD ABUSE PREVENTION</b>						
43 Fees	200.00	200.00	525.96	62.76	-325.96	263.0%
47 Interest	153.00	153.00	86.41	.00	66.59	56.5%
TOTAL REVENUES	353.00	353.00	612.37	62.76	-259.37	
<b>099 CTY/DIST COURT TECHNOLOGY</b>						
43 Fees	4,500.00	4,500.00	2,908.50	481.20	1,591.50	64.6%
47 Interest	2,500.00	2,500.00	1,941.81	.00	558.19	77.7%
TOTAL REVENUES	7,000.00	7,000.00	4,850.31	481.20	2,149.69	
<b>102 DIST COURT RECORDS TECHNOLOGY</b>						
43 Fees	750.00	750.00	183.54	16.01	566.46	24.5%
47 Interest	4,750.00	4,750.00	1,341.23	.00	3,408.77	28.2%
73 Draws	54,500.00	54,500.00	.00	.00	54,500.00	.0%
TOTAL REVENUES	60,000.00	60,000.00	1,524.77	16.01	58,475.23	
<b>103 COUNTY CLERK RECORDS ARCHIVES</b>						
43 Fees	550,000.00	550,000.00	281,230.00	55,850.00	268,770.00	51.1%
47 Interest	120,000.00	120,000.00	92,066.40	.00	27,933.60	76.7%
TOTAL REVENUES	670,000.00	670,000.00	373,296.40	55,850.00	296,703.60	
<b>105 COMMUNITY/ECONOMIC DEV PRG</b>						
42 Intergovernmental	46,950.00	46,950.00	.00	.00	46,950.00	.0%
47 Interest	20,000.00	20,000.00	11,960.82	.00	8,039.18	59.8%
TOTAL REVENUES	66,950.00	66,950.00	11,960.82	.00	54,989.18	
<b>106 AMERICAN RESCUE PLAN ACT</b>						

**REVENUE SUMMARIES REPORT**  
**GROUP SUMMARY APRIL 2024**

FOR 2024 07

	ORIGINAL ESTIM REV	REVISED EST REV	ACTUAL YTD REVENUE	ACTUAL MTD REVENUE	REMAINING REVENUE	PCT COLL
42 Intergovernmental	22,913,060.00	22,913,060.00	21,428,630.29	.00	1,484,429.71	93.5%
47 Interest	.00	.00	1,862,160.93	.00	-1,862,160.93	100.0%
<b>TOTAL REVENUES</b>	<b>22,913,060.00</b>	<b>22,913,060.00</b>	<b>23,290,791.22</b>	<b>.00</b>	<b>-377,731.22</b>	
<b>108 JP1 JUSTICE COURT TECHNOLOGY</b>						
43 Fees	6,500.00	6,500.00	2,946.91	408.75	3,553.09	45.3%
47 Interest	2,000.00	2,000.00	1,468.53	.00	531.47	73.4%
73 Draws	20,301.00	20,301.00	.00	.00	20,301.00	.0%
<b>TOTAL REVENUES</b>	<b>28,801.00</b>	<b>28,801.00</b>	<b>4,415.44</b>	<b>408.75</b>	<b>24,385.56</b>	
<b>109 JP2 JUSTICE COURT TECHNOLOGY</b>						
43 Fees	2,400.00	2,400.00	1,404.44	198.33	995.56	58.5%
47 Interest	3,000.00	3,000.00	2,179.72	.00	820.28	72.7%
73 Draws	14,600.00	14,600.00	.00	.00	14,600.00	.0%
<b>TOTAL REVENUES</b>	<b>20,000.00</b>	<b>20,000.00</b>	<b>3,584.16</b>	<b>198.33</b>	<b>16,415.84</b>	
<b>110 JP3 JUSTICE COURT TECHNOLOGY</b>						
43 Fees	2,000.00	2,000.00	731.60	125.94	2,183.40	36.6%
47 Interest	1,000.00	1,000.00	590.32	.00	409.68	59.0%
<b>TOTAL REVENUES</b>	<b>3,000.00</b>	<b>3,000.00</b>	<b>1,321.92</b>	<b>125.94</b>	<b>2,593.08</b>	
<b>111 JP4 JUSTICE COURT TECHNOLOGY</b>						
43 Fees	5,000.00	5,000.00	2,371.70	444.40	2,628.30	47.4%
47 Interest	3,500.00	3,500.00	1,974.75	.00	1,525.25	56.4%
73 Draws	23,050.00	23,050.00	.00	.00	23,050.00	.0%
<b>TOTAL REVENUES</b>	<b>31,550.00</b>	<b>31,550.00</b>	<b>4,346.45</b>	<b>444.40</b>	<b>27,203.55</b>	
<b>112 COURT FACILITY FEE</b>						
43 Fees	107,125.00	107,125.00	19,106.78	.00	88,018.22	17.8%

**REVENUE SUMMARIES REPORT**  
**GROUP SUMMARY APRIL 2024**

FOR 2024 07

	ORIGINAL ESTIM REV	REVISED EST REV	ACTUAL YTD REVENUE	ACTUAL MTD REVENUE	REMAINING REVENUE	PCT COLL
47 Interest	2,600.00	2,600.00	4,061.30	.00	-1,461.30	156.2%
TOTAL REVENUES	109,725.00	109,725.00	23,168.08	.00	86,556.92	
<b>114 JUDICIAL EDUCATION &amp; SUPPORT</b>						
43 Fees	5,600.00	5,600.00	2,660.00	555.00	2,940.00	47.5%
47 Interest	175.00	175.00	222.43	.00	-47.43	127.1%
TOTAL REVENUES	5,775.00	5,775.00	2,882.43	555.00	2,892.57	
<b>115 LANGUAGE ACCESS</b>						
43 Fees	36,515.00	36,515.00	22,153.31	3,495.09	14,361.69	60.7%
47 Interest	1,000.00	1,000.00	1,614.13	.00	-614.13	161.4%
TOTAL REVENUES	37,515.00	37,515.00	23,767.44	3,495.09	13,747.56	
<b>122 SHERIFF CONTRABAND</b>						
46 Fines/Forfeitures	143,648.00	143,648.00	92,325.24	.00	51,322.76	64.3%
47 Interest	15,000.00	15,000.00	6,928.05	.00	8,071.95	46.2%
48 Other Revenue	.00	.00	1,976.31	.00	-1,976.31	100.0%
73 Draws	169,352.00	169,352.00	.00	.00	169,352.00	.0%
TOTAL REVENUES	328,000.00	328,000.00	101,229.60	.00	226,770.40	
<b>124 INMATE SUPPLY</b>						
47 Interest	60,000.00	60,000.00	107,764.37	.00	-47,764.37	179.6%
48 Other Revenue	1,005,000.00	1,005,000.00	604,639.02	.00	400,360.98	60.2%
73 Draws	49,000.00	49,000.00	.00	.00	49,000.00	.0%
TOTAL REVENUES	1,114,000.00	1,114,000.00	712,403.39	.00	401,596.61	
<b>126 VINE GRANT</b>						
42 Intergovernmental	30,171.00	30,286.00	15,142.64	.00	15,143.36	50.0%
TOTAL REVENUES	30,171.00	30,286.00	15,142.64	.00	15,143.36	
<b>128 HOMELAND SECURITY GRANT</b>						

**REVENUE SUMMARIES REPORT**  
**GROUP SUMMARY APRIL 2024**

FOR 2024 07

	ORIGINAL ESTIM REV	REVISED EST REV	ACTUAL YTD REVENUE	ACTUAL MTD REVENUE	REMAINING REVENUE	PCT COLL
42 Intergovernmental	212,674.00	212,674.00	133,128.01	.00	79,545.99	62.6%
TOTAL REVENUES	212,674.00	212,674.00	133,128.01	.00	79,545.99	
<b>129 HAZARD MITIGATION GRANT-EM</b>						
42 Intergovernmental	243,600.00	243,600.00	.00	.00	243,600.00	.0%
TOTAL REVENUES	243,600.00	243,600.00	.00	.00	243,600.00	
<b>130 PROJECT SAFE NEIGHBORHOOD</b>						
42 Intergovernmental	136,000.00	136,000.00	.00	.00	136,000.00	.0%
TOTAL REVENUES	136,000.00	136,000.00	.00	.00	136,000.00	
<b>142 LEOSE SHERIFF</b>						
42 Intergovernmental	21,000.00	21,000.00	53,693.19	.00	-32,693.19	255.7%
47 Interest	5,000.00	5,000.00	3,914.64	.00	1,085.36	78.3%
TOTAL REVENUES	26,000.00	26,000.00	57,607.83	.00	-31,607.83	
<b>145 SHERIFF COMMISSARY SALARY</b>						
42 Intergovernmental	958,673.00	958,673.00	541,342.18	109,022.72	417,330.82	56.5%
TOTAL REVENUES	958,673.00	958,673.00	541,342.18	109,022.72	417,330.82	
<b>146 LECD EMER COMMUNICATION GRANT</b>						
42 Intergovernmental	.00	40,250.00	.00	.00	40,250.00	.0%
TOTAL REVENUES	.00	40,250.00	.00	.00	40,250.00	
<b>150 TAG GRANT</b>						

**REVENUE SUMMARIES REPORT**  
**GROUP SUMMARY APRIL 2024**

FOR 2024 07

	ORIGINAL ESTIM REV	REVISED EST REV	ACTUAL YTD REVENUE	ACTUAL MTD REVENUE	REMAINING REVENUE	PCT COLL
42 Intergovernmental	12,552,087.00	12,552,087.00	1,447,935.28	.00	11,104,151.72	11.5%
TOTAL REVENUES	12,552,087.00	12,552,087.00	1,447,935.28	.00	11,104,151.72	
<b>152 TAG CRIMINAL JUSTICE GRANT</b>						
42 Intergovernmental	.00	23,910.00	10,000.00	.00	13,910.00	41.8%
TOTAL REVENUES	.00	23,910.00	10,000.00	.00	13,910.00	
<b>161 CDA BUSINESS CRIMES</b>						
43 Fees	35,000.00	35,000.00	12,994.50	.00	22,005.50	37.1%
47 Interest	3,500.00	3,500.00	2,988.24	.00	511.76	85.4%
48 Other Revenue	48,000.00	48,000.00	11,160.24	.00	36,839.76	23.3%
TOTAL REVENUES	86,500.00	86,500.00	27,142.98	.00	59,357.02	
<b>163 CDA CONTRABAND</b>						
47 Interest	4,000.00	4,000.00	3,421.88	.00	578.12	85.5%
48 Other Revenue	96,000.00	96,000.00	54,824.48	.00	41,175.52	57.1%
TOTAL REVENUES	100,000.00	100,000.00	58,246.36	.00	41,753.64	
<b>164 CDA SPATTF GRANT</b>						
42 Intergovernmental	960,920.00	960,920.00	174,890.76	.00	786,029.24	18.2%
47 Interest	.00	.00	13,449.62	234.70	-13,449.62	100.0%
48 Other Revenue	298,420.00	298,420.00	233,680.23	25,320.00	64,739.77	78.3%
80 Transfers	242,828.00	242,828.00	1,193.94	.00	241,634.06	.5%
TOTAL REVENUES	1,502,168.00	1,502,168.00	423,214.55	25,554.70	1,078,953.45	
<b>166 CDA JAG GRANT</b>						
42 Intergovernmental	191,119.00	223,157.00	223,155.81	.00	1.19	100.0%
47 Interest	.00	.00	11,728.02	992.90	-11,728.02	100.0%
TOTAL REVENUES	191,119.00	223,157.00	234,883.83	992.90	-11,726.83	
<b>168 CDA Border Prosecution Unit</b>						

**REVENUE SUMMARIES REPORT**  
**GROUP SUMMARY APRIL 2024**

FOR 2024 07

	ORIGINAL ESTIM REV	REVISED EST REV	ACTUAL YTD REVENUE	ACTUAL MTD REVENUE	REMAINING REVENUE	PCT COLL
42 Intergovernmental	439,530.00	729,299.00	70,377.34	.00	658,921.66	9.6%
TOTAL REVENUES	439,530.00	729,299.00	70,377.34	.00	658,921.66	
<b>171 CDA VOCA VICTIM ADV PROJECT</b>						
42 Intergovernmental	111,173.00	111,173.00	59,597.16	.00	51,575.84	53.6%
80 Transfers	36,301.00	36,301.00	14,899.28	.00	21,401.72	41.0%
TOTAL REVENUES	147,474.00	147,474.00	74,496.44	.00	72,977.56	
<b>202 UNLIMITED TAX ROAD BONDS</b>						
40 Tax Collections	7,834,314.00	7,834,314.00	7,656,885.71	110,203.26	177,428.29	97.7%
47 Interest	15,000.00	15,000.00	34,776.80	.00	-19,776.80	231.8%
48 Other Revenue	93,807.00	93,807.00	1,864.97	.00	91,942.03	2.0%
TOTAL REVENUES	7,943,121.00	7,943,121.00	7,693,527.48	110,203.26	249,593.52	
<b>203 GEN OB REFUNDING BOND SRS 2021</b>						
40 Tax Collections	906,275.00	906,275.00	913,736.41	21,899.58	-7,461.41	100.8%
47 Interest	8,000.00	8,000.00	63,557.40	.00	-55,557.40	794.5%
TOTAL REVENUES	914,275.00	914,275.00	977,293.81	21,899.58	-63,018.81	
<b>208 SPECIAL TAX REVENUE BONDS 2020</b>						
47 Interest	35,000.00	35,000.00	18,615.51	.00	16,384.49	53.2%
80 Transfers	1,210,570.00	1,210,570.00	1,210,570.00	.00	.00	100.0%
TOTAL REVENUES	1,245,570.00	1,245,570.00	1,229,185.51	.00	16,384.49	
<b>301 MPO ROAD CONSTRUCTION</b>						
47 Interest	29,313.00	29,313.00	7,721.93	.00	21,591.07	26.3%
73 Draws	563,979.00	563,979.00	.00	.00	563,979.00	.0%
80 Transfers	250,000.00	816,979.00	816,979.00	566,979.00	.00	100.0%
TOTAL REVENUES	843,292.00	1,410,271.00	824,700.93	566,979.00	585,570.07	

**REVENUE SUMMARIES REPORT**  
**GROUP SUMMARY APRIL 2024**

FOR 2024 07

	ORIGINAL ESTIM REV	REVISED EST REV	ACTUAL YTD REVENUE	ACTUAL MTD REVENUE	REMAINING REVENUE	PCT COLL
<b>302 TAX ROAD BOND CONTRUCTION</b>						
47 Interest	750,000.00	750,000.00	1,226,579.17	.00	-476,579.17	163.5%
73 Draws	59,059,148.00	59,059,148.00	.00	.00	59,059,148.00	.0%
TOTAL REVENUES	59,809,148.00	59,809,148.00	1,226,579.17	.00	58,582,568.83	
<b>304 MEDICAL EXAMINER CONSTRUCTION</b>						
47 Interest	.00	200,000.00	281,944.69	.00	-81,944.69	141.0%
48 Other Revenue	.00	35,690,452.00	35,690,451.17	.00	.83	100.0%
TOTAL REVENUES	.00	35,890,452.00	35,972,395.86	.00	-81,943.86	
<b>307 CRTS RENOVATIONS #2</b>						
47 Interest	60,000.00	60,000.00	40,299.76	.00	19,700.24	67.2%
73 Draws	2,400,000.00	2,400,000.00	.00	.00	2,400,000.00	.0%
80 Transfers	2,753,000.00	2,753,000.00	.00	.00	2,753,000.00	.0%
TOTAL REVENUES	5,213,000.00	5,213,000.00	40,299.76	.00	5,172,700.24	
<b>308 VENUE CAPITAL PROJECT</b>						
47 Interest	20,000.00	20,000.00	1,119.14	.00	18,880.86	5.6%
73 Draws	180,200.00	180,200.00	.00	.00	180,200.00	.0%
80 Transfers	.00	1,800,000.00	1,800,000.00	.00	.00	100.0%
TOTAL REVENUES	200,200.00	2,000,200.00	1,801,119.14	.00	199,080.86	
<b>401 EMPLOYEE HEALTH BENEFIT</b>						
47 Interest	180,000.00	180,000.00	71,114.65	.00	108,885.35	39.5%
48 Other Revenue	12,917,000.00	12,917,000.00	7,541,052.62	951,017.36	5,375,947.38	58.4%
73 Draws	2,368,000.00	2,368,000.00	.00	.00	2,368,000.00	.0%
TOTAL REVENUES	15,465,000.00	15,465,000.00	7,612,167.27	951,017.36	7,852,832.73	
<b>403 WORKERS COMPENSATION</b>						

**REVENUE SUMMARIES REPORT**  
**GROUP SUMMARY APRIL 2024**

FOR 2024 07

	ORIGINAL ESTIM REV	REVISED EST REV	ACTUAL YTD REVENUE	ACTUAL MTD REVENUE	REMAINING REVENUE	PCT COLL
47 Interest	100,000.00	100,000.00	240,326.40	.00	-140,326.40	240.3%
48 Other Revenue	1,810,500.00	1,810,500.00	1,316,797.34	179,140.63	493,702.66	72.7%
73 Draws	3,756,475.00	3,756,475.00	.00	.00	3,756,475.00	.0%
TOTAL REVENUES	5,666,975.00	5,666,975.00	1,557,123.74	179,140.63	4,109,851.26	
GRAND TOTAL	345,624,558.00	384,424,902.00	225,313,322.63	15,095,691.87	159,112,494.37	58.6%

\*\* END OF REPORT - Generated by Scott, Rhonda \*\*



**REVENUE SUMMARIES REPORT**  
**FUND SUMMARY APRIL 2024**

FOR 2024 07

	ORIGINAL ESTIM REV	REVISED EST REV	ACTUAL YTD REVENUE	ACTUAL MTD REVENUE	REMAINING REVENUE	PCT COLL
<b>011 GENERAL FUND</b>						
TOTAL REVENUES	153,915,013.00	153,922,752.00	114,901,260.29	8,739,798.38	39,021,491.71	
<b>020 CONSOLIDATED ROAD AND BRIDGE</b>						
TOTAL REVENUES	16,937,227.00	16,937,227.00	12,004,967.65	3,457,750.34	4,932,259.35	
<b>031 PRECINCT 1 PARK</b>						
TOTAL REVENUES	245,083.00	245,083.00	166,528.70	2,638.28	78,554.30	
<b>032 SLATON/ROOSEVELT PARK</b>						
TOTAL REVENUES	160,582.00	160,582.00	155,190.61	3,238.28	5,391.39	
<b>033 IDALOU/NEW DEAL PARK</b>						
TOTAL REVENUES	159,115.00	159,115.00	156,804.66	2,738.28	2,310.34	
<b>034 SHALLOWATER PARK</b>						
TOTAL REVENUES	177,911.00	177,911.00	160,214.26	3,168.28	17,696.74	
<b>041 PERMANENT IMPROVEMENT</b>						
TOTAL REVENUES	9,170,610.00	9,239,610.00	3,089,484.58	55,909.30	6,150,125.42	
<b>043 LCETRZ NO1 TAX INCREMENT FUND</b>						
TOTAL REVENUES	191,000.00	191,000.00	9,536.71	.00	181,463.29	
<b>046 TJJD (P) JJAEP GRANT</b>						
TOTAL REVENUES	80,000.00	80,000.00	4,130.50	.00	75,869.50	
<b>047 TJJD TJJD DSA RISK &amp; NEEDS ASS</b>						
TOTAL REVENUES	15,628.00	15,628.00	14,105.36	.00	1,522.64	
<b>048 TJJD DSA RESIDENTIAL PROJECTS</b>						
TOTAL REVENUES	127,520.00	127,520.00	.00	.00	127,520.00	
<b>049 TJJD DSA PREVENT/INTERVENTION</b>						

**REVENUE SUMMARIES REPORT**  
**FUND SUMMARY APRIL 2024**

FOR 2024 07

	ORIGINAL ESTIM REV	REVISED EST REV	ACTUAL YTD REVENUE	ACTUAL MTD REVENUE	REMAINING REVENUE	PCT COLL
TOTAL REVENUES	.00	66,000.00	44,000.00	5,500.00	22,000.00	
<b>050 JUVENILE STAR PROGRAM</b>						
TOTAL REVENUES	381,500.00	381,500.00	120,500.00	.00	261,000.00	
<b>051 JUVENILE PROBATION</b>						
TOTAL REVENUES	8,594,191.00	8,594,191.00	728,451.03	84,021.43	7,865,739.97	
<b>054 TJJD (A) JUV PROB COMM GRANT</b>						
TOTAL REVENUES	2,814,968.00	2,814,968.00	1,898,829.40	182,597.00	916,138.60	
<b>055 JUVENILE DETENTION</b>						
TOTAL REVENUES	5,532,696.00	5,532,696.00	1,922,787.39	.00	3,609,908.61	
<b>057 JUVENILE FOOD SERVICE</b>						
TOTAL REVENUES	419,096.00	425,563.00	187,299.72	.00	238,263.28	
<b>067 CJD DWI COURT GRANT</b>						
TOTAL REVENUES	50,796.00	50,796.00	12,819.05	.00	37,976.95	
<b>070 ON LINE ACCESS</b>						
TOTAL REVENUES	185,000.00	185,000.00	7,323.01	.00	177,676.99	
<b>072 CJD DRUG COURT GRANT</b>						
TOTAL REVENUES	50,796.00	50,796.00	8,016.57	.00	42,779.43	
<b>074 COUNTY DRUG COURT COURT COST</b>						
TOTAL REVENUES	33,000.00	33,000.00	22,747.48	2,561.54	10,252.52	
<b>075 DISPUTE RESOLUTION</b>						
TOTAL REVENUES	421,625.00	421,625.00	197,716.03	31,006.14	223,908.97	
<b>076 USDA AG MEDIATION GRANT</b>						

**REVENUE SUMMARIES REPORT**  
**FUND SUMMARY APRIL 2024**

FOR 2024 07

	ORIGINAL ESTIM REV	REVISED EST REV	ACTUAL YTD REVENUE	ACTUAL MTD REVENUE	REMAINING REVENUE	PCT COLL
TOTAL REVENUES	420,000.00	420,000.00	129,428.06	.00	290,571.94	
<b>077 DOMESTIC RELATIONS OFFICE</b>						
TOTAL REVENUES	179,145.00	186,770.00	85,537.57	2,850.22	101,232.43	
<b>079 VENUE HOT &amp; STVR TAX</b>						
TOTAL REVENUES	3,561,050.00	3,561,050.00	1,838,343.91	309,727.70	1,722,706.09	
<b>081 LAW LIBRARY</b>						
TOTAL REVENUES	200,496.00	200,496.00	122,109.51	15,682.55	78,386.49	
<b>083 ELECTION SERVICES</b>						
TOTAL REVENUES	1,067,774.00	1,067,774.00	.00	.00	1,067,774.00	
<b>085 ELECTION ADMINISTRATION</b>						
TOTAL REVENUES	42,300.00	42,300.00	6,416.55	.00	35,883.45	
<b>086 ELECTION EQUIPMENT</b>						
TOTAL REVENUES	111,000.00	111,000.00	11,405.60	.00	99,594.40	
<b>088 SETTLEMENTS FUND</b>						
TOTAL REVENUES	.00	.00	84,260.92	84,260.92	-84,260.92	
<b>090 DIST CLK RECORDS MGT. AND PRES</b>						
TOTAL REVENUES	24,110.00	24,110.00	998.72	25.84	23,111.28	
<b>091 CTY CLK RECORDS MGT. AND PRES</b>						
TOTAL REVENUES	724,500.00	724,500.00	413,911.50	56,453.25	310,588.50	
<b>092 CTY RECORDS MGT. AND PRES</b>						
TOTAL REVENUES	89,715.00	89,715.00	112,338.52	16,386.32	-22,623.52	
<b>093 COURTHOUSE SECURITY</b>						

**REVENUE SUMMARIES REPORT**  
**FUND SUMMARY APRIL 2024**

FOR 2024 07

	ORIGINAL ESTIM REV	REVISED EST REV	ACTUAL YTD REVENUE	ACTUAL MTD REVENUE	REMAINING REVENUE	PCT COLL
TOTAL REVENUES	140,607.00	140,607.00	85,343.91	11,578.14	55,263.09	
094 COURT RECORD PRESERVATION						
TOTAL REVENUES	55,500.00	55,500.00	6,199.58	6.01	49,300.42	
095 LOCAL TRUANCY PREVENT & DIVERS						
TOTAL REVENUES	15,498.00	15,498.00	9,791.17	1,346.04	5,706.83	
096 HISTORICAL COMMISSION						
TOTAL REVENUES	7,200.00	7,200.00	6,459.20	.00	740.80	
097 CHILD ABUSE PREVENTION						
TOTAL REVENUES	353.00	353.00	612.37	62.76	-259.37	
099 CTY/DIST COURT TECHNOLOGY						
TOTAL REVENUES	7,000.00	7,000.00	4,850.31	481.20	2,149.69	
102 DIST COURT RECORDS TECHNOLOGY						
TOTAL REVENUES	60,000.00	60,000.00	1,524.77	16.01	58,475.23	
103 COUNTY CLERK RECORDS ARCHIVES						
TOTAL REVENUES	670,000.00	670,000.00	373,296.40	55,850.00	296,703.60	
105 COMMUNITY/ECONOMIC DEV PRG						
TOTAL REVENUES	66,950.00	66,950.00	11,960.82	.00	54,989.18	
106 AMERICAN RESCUE PLAN ACT						
TOTAL REVENUES	22,913,060.00	22,913,060.00	23,290,791.22	.00	-377,731.22	
108 JP1 JUSTICE COURT TECHNOLOGY						
TOTAL REVENUES	28,801.00	28,801.00	4,415.44	408.75	24,385.56	
109 JP2 JUSTICE COURT TECHNOLOGY						

**REVENUE SUMMARIES REPORT**  
**FUND SUMMARY APRIL 2024**

FOR 2024 07

	ORIGINAL ESTIM REV	REVISED EST REV	ACTUAL YTD REVENUE	ACTUAL MTD REVENUE	REMAINING REVENUE	PCT COLL
TOTAL REVENUES	20,000.00	20,000.00	3,584.16	198.33	16,415.84	
<b>110 JP3 JUSTICE COURT TECHNOLOGY</b>						
TOTAL REVENUES	3,000.00	3,000.00	1,321.92	125.94	2,593.08	
<b>111 JP4 JUSTICE COURT TECHNOLOGY</b>						
TOTAL REVENUES	31,550.00	31,550.00	4,346.45	444.40	27,203.55	
<b>112 COURT FACILITY FEE</b>						
TOTAL REVENUES	109,725.00	109,725.00	23,168.08	.00	86,556.92	
<b>114 JUDICIAL EDUCATION &amp; SUPPORT</b>						
TOTAL REVENUES	5,775.00	5,775.00	2,882.43	555.00	2,892.57	
<b>115 LANGUAGE ACCESS</b>						
TOTAL REVENUES	37,515.00	37,515.00	23,767.44	3,495.09	13,747.56	
<b>122 SHERIFF CONTRABAND</b>						
TOTAL REVENUES	328,000.00	328,000.00	101,229.60	.00	226,770.40	
<b>124 INMATE SUPPLY</b>						
TOTAL REVENUES	1,114,000.00	1,114,000.00	712,403.39	.00	401,596.61	
<b>126 VINE GRANT</b>						
TOTAL REVENUES	30,171.00	30,286.00	15,142.64	.00	15,143.36	
<b>128 HOMELAND SECURITY GRANT</b>						
TOTAL REVENUES	212,674.00	212,674.00	133,128.01	.00	79,545.99	
<b>129 HAZARD MITIGATION GRANT-EM</b>						
TOTAL REVENUES	243,600.00	243,600.00	.00	.00	243,600.00	
<b>130 PROJECT SAFE NEIGHBORHOOD</b>						

**REVENUE SUMMARIES REPORT**  
**FUND SUMMARY APRIL 2024**

FOR 2024 07

	ORIGINAL ESTIM REV	REVISED EST REV	ACTUAL YTD REVENUE	ACTUAL MTD REVENUE	REMAINING REVENUE	PCT COLL
TOTAL REVENUES	136,000.00	136,000.00	.00	.00	136,000.00	
<b>142 LEOSE SHERIFF</b>						
TOTAL REVENUES	26,000.00	26,000.00	57,607.83	.00	-31,607.83	
<b>145 SHERIFF COMMISSARY SALARY</b>						
TOTAL REVENUES	958,673.00	958,673.00	541,342.18	109,022.72	417,330.82	
<b>146 LECD EMER COMMUNICATION GRANT</b>						
TOTAL REVENUES	.00	40,250.00	.00	.00	40,250.00	
<b>150 TAG GRANT</b>						
TOTAL REVENUES	12,552,087.00	12,552,087.00	1,447,935.28	.00	11,104,151.72	
<b>152 TAG CRIMINAL JUSTICE GRANT</b>						
TOTAL REVENUES	.00	23,910.00	10,000.00	.00	13,910.00	
<b>161 CDA BUSINESS CRIMES</b>						
TOTAL REVENUES	86,500.00	86,500.00	27,142.98	.00	59,357.02	
<b>163 CDA CONTRABAND</b>						
TOTAL REVENUES	100,000.00	100,000.00	58,246.36	.00	41,753.64	
<b>164 CDA SPATTF GRANT</b>						
TOTAL REVENUES	1,502,168.00	1,502,168.00	423,214.55	25,554.70	1,078,953.45	
<b>166 CDA JAG GRANT</b>						
TOTAL REVENUES	191,119.00	223,157.00	234,883.83	992.90	-11,726.83	
<b>168 CDA Border Prosecution Unit</b>						
TOTAL REVENUES	439,530.00	729,299.00	70,377.34	.00	658,921.66	
<b>171 CDA VOCA VICTIM ADV PROJECT</b>						

**REVENUE SUMMARIES REPORT**  
**FUND SUMMARY APRIL 2024**

FOR 2024 07

	ORIGINAL ESTIM REV	REVISED EST REV	ACTUAL YTD REVENUE	ACTUAL MTD REVENUE	REMAINING REVENUE	PCT COLL
TOTAL REVENUES	147,474.00	147,474.00	74,496.44	.00	72,977.56	
<b>202 UNLIMITED TAX ROAD BONDS</b>						
TOTAL REVENUES	7,943,121.00	7,943,121.00	7,693,527.48	110,203.26	249,593.52	
<b>203 GEN OB REFUNDING BOND SRS 2021</b>						
TOTAL REVENUES	914,275.00	914,275.00	977,293.81	21,899.58	-63,018.81	
<b>208 SPECIAL TAX REVENUE BONDS 2020</b>						
TOTAL REVENUES	1,245,570.00	1,245,570.00	1,229,185.51	.00	16,384.49	
<b>301 MPO ROAD CONSTRUCTION</b>						
TOTAL REVENUES	843,292.00	1,410,271.00	824,700.93	566,979.00	585,570.07	
<b>302 TAX ROAD BOND CONSTRUCTION</b>						
TOTAL REVENUES	59,809,148.00	59,809,148.00	1,226,579.17	.00	58,582,568.83	
<b>304 MEDICAL EXAMINER CONSTRUCTION</b>						
TOTAL REVENUES	.00	35,890,452.00	35,972,395.86	.00	-81,943.86	
<b>307 CRTS RENOVATIONS #2</b>						
TOTAL REVENUES	5,213,000.00	5,213,000.00	40,299.76	.00	5,172,700.24	
<b>308 VENUE CAPITAL PROJECT</b>						
TOTAL REVENUES	200,200.00	2,000,200.00	1,801,119.14	.00	199,080.86	
<b>401 EMPLOYEE HEALTH BENEFIT</b>						
TOTAL REVENUES	15,465,000.00	15,465,000.00	7,612,167.27	951,017.36	7,852,832.73	
<b>403 WORKERS COMPENSATION</b>						
TOTAL REVENUES	5,666,975.00	5,666,975.00	1,557,123.74	179,140.63	4,109,851.26	
GRAND TOTAL	345,624,558.00	384,424,902.00	225,313,322.63	15,095,691.87	159,112,494.37	58.6%

\*\* END OF REPORT - Generated by Scott, Rhonda \*\*

Issued September 26, 2019  
202

LUBBOCK COUNTY, TEXAS

Debt Service Maturity Schedule - Unlimited Tax Road Bonds, Series 2019

Fiscal Year	Debt Service Funds		
	Principal	Interest	Total
2024	\$ 165,000.00	\$ 105,075.00	\$ 270,075.00
2025	\$ 170,000.00	\$ 98,375.00	\$ 268,375.00
2026	\$ 180,000.00	\$ 91,375.00	\$ 271,375.00
2027	\$ 185,000.00	\$ 84,075.00	\$ 269,075.00
2028	\$ 190,000.00	\$ 76,575.00	\$ 266,575.00
2029	\$ 200,000.00	\$ 68,775.00	\$ 268,775.00
2030	\$ 210,000.00	\$ 60,575.00	\$ 270,575.00
2031	\$ 215,000.00	\$ 54,225.00	\$ 269,225.00
2032	\$ 220,000.00	\$ 49,875.00	\$ 269,875.00
2033	\$ 225,000.00	\$ 45,143.75	\$ 270,143.75
2034	\$ 230,000.00	\$ 40,025.00	\$ 270,025.00
2035	\$ 235,000.00	\$ 34,646.88	\$ 269,646.88
2036	\$ 240,000.00	\$ 29,006.26	\$ 269,006.26
2037	\$ 245,000.00	\$ 23,093.76	\$ 268,093.76
2038	\$ 250,000.00	\$ 16,906.26	\$ 266,906.26
2039	\$ 260,000.00	\$ 10,368.76	\$ 270,368.76
2040	\$ 265,000.00	\$ 3,478.13	\$ 268,478.13
<b>TOTAL</b>	<b>\$ 3,685,000.00</b>	<b>\$ 891,593.80</b>	<b>\$ 4,576,593.80</b>



Issued November 19, 2020  
202

LUBBOCK COUNTY, TEXAS

Debt Service Maturity Schedule - Unlimited Tax Road Bonds, Series 2020

Fiscal Year	Debt Service Funds		
	Principal	Interest	Total
2024	\$ 1,580,000.00	\$ 1,041,662.50	\$ 2,621,662.50
2025	\$ 1,640,000.00	\$ 977,262.50	\$ 2,617,262.50
2026	\$ 1,925,000.00	\$ 905,962.50	\$ 2,830,962.50
2027	\$ 2,005,000.00	\$ 827,362.50	\$ 2,832,362.50
2028	\$ 2,090,000.00	\$ 745,462.50	\$ 2,835,462.50
2029	\$ 2,170,000.00	\$ 660,262.50	\$ 2,830,262.50
2030	\$ 2,260,000.00	\$ 571,662.50	\$ 2,831,662.50
2031	\$ 2,340,000.00	\$ 491,362.50	\$ 2,831,362.50
2032	\$ 2,165,000.00	\$ 423,787.50	\$ 2,588,787.50
2033	\$ 2,220,000.00	\$ 369,112.50	\$ 2,589,112.50
2034	\$ 2,265,000.00	\$ 324,262.50	\$ 2,589,262.50
2035	\$ 2,310,000.00	\$ 278,512.50	\$ 2,588,512.50
2036	\$ 2,360,000.00	\$ 231,812.50	\$ 2,591,812.50
2037	\$ 2,410,000.00	\$ 184,112.50	\$ 2,594,112.50
2038	\$ 2,460,000.00	\$ 133,875.00	\$ 2,593,875.00
2039	\$ 2,505,000.00	\$ 81,121.88	\$ 2,586,121.88
2040	\$ 2,565,000.00	\$ 27,253.13	\$ 2,592,253.13
<b>TOTAL</b>	<b>\$ 37,270,000.00</b>	<b>\$ 8,274,850.01</b>	<b>\$ 45,544,850.01</b>

Issued March 14, 2023  
202

LUBBOCK COUNTY, TEXAS

Debt Service Maturity Schedule - Unlimited Tax Road Bonds, Series 2023A

Fiscal Year	Debt Service Funds		
	Principal	Interest	Total
2024	\$ 1,285,000.00	\$ 2,828,978.19	\$ 4,113,978.19
2025	\$ 2,325,000.00	\$ 1,893,275.00	\$ 4,218,275.00
2026	\$ 2,690,000.00	\$ 1,767,900.00	\$ 4,457,900.00
2027	\$ 1,790,000.00	\$ 1,655,900.00	\$ 3,445,900.00
2028	\$ 1,880,000.00	\$ 1,564,150.00	\$ 3,444,150.00
2029	\$ 1,980,000.00	\$ 1,467,650.00	\$ 3,447,650.00
2030	\$ 2,080,000.00	\$ 1,366,150.00	\$ 3,446,150.00
2031	\$ 2,185,000.00	\$ 1,259,525.00	\$ 3,444,525.00
2032	\$ 2,300,000.00	\$ 1,147,400.00	\$ 3,447,400.00
2033	\$ 2,415,000.00	\$ 1,029,525.00	\$ 3,444,525.00
2034	\$ 2,540,000.00	\$ 905,650.00	\$ 3,445,650.00
2035	\$ 2,670,000.00	\$ 775,400.00	\$ 3,445,400.00
2036	\$ 2,810,000.00	\$ 638,400.00	\$ 3,448,400.00
2037	\$ 2,950,000.00	\$ 494,400.00	\$ 3,444,400.00
2038	\$ 3,105,000.00	\$ 343,025.00	\$ 3,448,025.00
2039	\$ 3,250,000.00	\$ 200,400.00	\$ 3,450,400.00
2040	\$ 3,385,000.00	\$ 67,700.00	\$ 3,452,700.00
<b>TOTAL</b>	<b>\$ 41,640,000.00</b>	<b>\$ 19,405,428.19</b>	<b>\$ 61,045,428.19</b>

Issued September 28, 2023  
202

LUBBOCK COUNTY, TEXAS

Debt Service Maturity Schedule - Unlimited Tax Road Bonds, Series 2023B

Fiscal Year	Debt Service Funds		
	Principal	Interest	Total
2024	\$ 520,000.00	\$ 271,199.31	\$ 791,199.31
2025	\$ 275,000.00	\$ 289,875.00	\$ 564,875.00
2026	\$ 285,000.00	\$ 275,875.00	\$ 560,875.00
2027	\$ 300,000.00	\$ 261,250.00	\$ 561,250.00
2028	\$ 315,000.00	\$ 245,875.00	\$ 560,875.00
2029	\$ 335,000.00	\$ 229,625.00	\$ 564,625.00
2030	\$ 350,000.00	\$ 212,500.00	\$ 562,500.00
2031	\$ 370,000.00	\$ 194,500.00	\$ 564,500.00
2032	\$ 385,000.00	\$ 175,625.00	\$ 560,625.00
2033	\$ 405,000.00	\$ 155,875.00	\$ 560,875.00
2034	\$ 425,000.00	\$ 135,125.00	\$ 560,125.00
2035	\$ 450,000.00	\$ 113,250.00	\$ 563,250.00
2036	\$ 470,000.00	\$ 92,600.00	\$ 562,600.00
2037	\$ 490,000.00	\$ 73,400.00	\$ 563,400.00
2038	\$ 510,000.00	\$ 53,400.00	\$ 563,400.00
2039	\$ 530,000.00	\$ 32,600.00	\$ 562,600.00
2040	\$ 550,000.00	\$ 11,000.00	\$ 561,000.00
<b>TOTAL</b>	<b>\$ 6,965,000.00</b>	<b>\$ 2,823,574.31</b>	<b>\$ 9,788,574.31</b>



Issued June 11, 2020  
208

LUBBOCK COUNTY, TEXAS

Debt Service Maturity Schedule - Special Tax Revenue, Series 2020

<u>Fiscal Year</u>	<u>Debt Service Funds</u>		
	<u>Principal</u>	<u>Interest</u>	<u>Total</u>
2024	\$ 485,000.00	\$ 119,784.50	\$ 604,784.50
2025	\$ 505,000.00	\$ 104,313.00	\$ 609,313.00
2026	\$ 520,000.00	\$ 88,203.50	\$ 608,203.50
2027	\$ 535,000.00	\$ 71,615.50	\$ 606,615.50
2028	\$ 550,000.00	\$ 54,549.00	\$ 604,549.00
2029	\$ 570,000.00	\$ 37,004.00	\$ 607,004.00
2030	\$ 590,000.00	\$ 18,821.00	\$ 608,821.00
<u>TOTAL</u>	<u>\$ 3,755,000.00</u>	<u>\$ 494,290.50</u>	<u>\$ 4,249,290.50</u>

Combined  
202,203,208

LUBBOCK COUNTY, TEXAS

Debt Service Maturity Schedule - Combined

Fiscal Year	Debt Service Funds		
	Principal	Interest	Total
2024	\$ 4,900,000.00	\$ 4,415,474.50	\$ 9,315,474.50
2025	\$ 5,800,000.00	\$ 3,390,050.50	\$ 9,190,050.50
2026	\$ 6,505,000.00	\$ 3,138,366.00	\$ 9,643,366.00
2027	\$ 4,815,000.00	\$ 2,900,203.00	\$ 7,715,203.00
2028	\$ 5,025,000.00	\$ 2,686,611.50	\$ 7,711,611.50
2029	\$ 5,255,000.00	\$ 2,463,316.50	\$ 7,718,316.50
2030	\$ 5,490,000.00	\$ 2,229,708.50	\$ 7,719,708.50
2031	\$ 5,110,000.00	\$ 1,999,612.50	\$ 7,109,612.50
2032	\$ 5,070,000.00	\$ 1,796,687.50	\$ 6,866,687.50
2033	\$ 5,265,000.00	\$ 1,599,656.25	\$ 6,864,656.25
2034	\$ 5,460,000.00	\$ 1,405,062.50	\$ 6,865,062.50
2035	\$ 5,665,000.00	\$ 1,201,809.38	\$ 6,866,809.38
2036	\$ 5,880,000.00	\$ 991,818.76	\$ 6,871,818.76
2037	\$ 6,095,000.00	\$ 775,006.26	\$ 6,870,006.26
2038	\$ 6,325,000.00	\$ 547,206.26	\$ 6,872,206.26
2039	\$ 6,545,000.00	\$ 324,490.64	\$ 6,869,490.64
2040	\$ 6,765,000.00	\$ 109,431.26	\$ 6,874,431.26
<b>TOTAL</b>	<b>\$ 95,970,000.00</b>	<b>\$ 31,974,511.81</b>	<b>\$ 127,944,511.81</b>

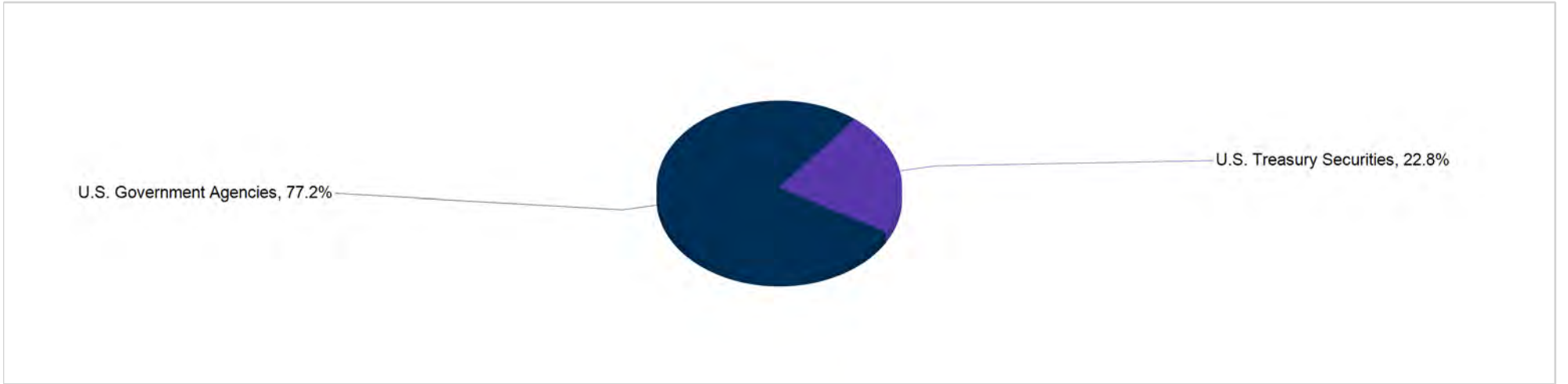
Report Sequence: Intent, sgrp, styp, CUSIP, Ticket

Intent	SGrp	STyp	CUSIP	Ticket-P#	Status	Par Value	Int Accrual	Accret/-Amort	Book G/L	Net Income	Principal Paid	Interest Paid
AFS	AGEN	FHLB	3130APDM4	177056725-1	Active	10,000,000.00	9,541.66	21,877.29	0.00	31,418.95	0.00	0.00
AFS	AGEN	FHLB	3130AQHZ9	177056726-1	Active	5,000,000.00	6,416.66	9,432.66	0.00	15,849.32	0.00	0.00
AFS	AGEN	FHLB	3130AUVE1	177054680-1	Active	7,880,000.00	30,863.33	132.62	0.00	30,995.95	0.00	0.00
AFS	AGEN	FHLB	3130AV4C3	177054852-1	Active	5,500,000.00	24,291.67	0.00	0.00	24,291.67	0.00	0.00
AFS	AGEN	FHLB	3130AVPE6	177056072-1	Active	5,000,000.00	22,000.00	0.00	0.00	22,000.00	0.00	132,000.00
<b>FHLB Total</b>						<b>33,380,000.00</b>	<b>93,113.32</b>	<b>31,442.57</b>	<b>0.00</b>	<b>124,555.89</b>	<b>0.00</b>	<b>132,000.00</b>
AFS	AGEN	FHMC	3134H1UK7	177062155-1	Active	10,000,000.00	41,666.66	102.36	0.00	41,769.02	0.00	0.00
<b>FHMC Total</b>						<b>10,000,000.00</b>	<b>41,666.66</b>	<b>102.36</b>	<b>0.00</b>	<b>41,769.02</b>	<b>0.00</b>	<b>0.00</b>
<b>AGEN Total</b>						<b>43,380,000.00</b>	<b>134,779.98</b>	<b>31,544.93</b>	<b>0.00</b>	<b>166,324.91</b>	<b>0.00</b>	<b>132,000.00</b>
AFS	TRSY	NOTE	91282CEW7	177051081-1	Active	2,500,000.00	6,696.43	1,126.62	0.00	7,823.05	0.00	0.00
AFS	TRSY	NOTE	91282CFB2	177049711-1	Active	8,615,000.00	19,525.76	1,164.47	0.00	20,690.23	0.00	0.00
AFS	TRSY	NOTE	91282CFE6	177051082-1	Active	1,500,000.00	3,863.33	1,089.77	0.00	4,953.10	0.00	0.00
<b>NOTE Total</b>						<b>12,615,000.00</b>	<b>30,085.52</b>	<b>3,380.86</b>	<b>0.00</b>	<b>33,466.38</b>	<b>0.00</b>	<b>0.00</b>
<b>TRSY Total</b>						<b>12,615,000.00</b>	<b>30,085.52</b>	<b>3,380.86</b>	<b>0.00</b>	<b>33,466.38</b>	<b>0.00</b>	<b>0.00</b>
<b>AFS Total</b>						<b>55,995,000.00</b>	<b>164,865.50</b>	<b>34,925.79</b>	<b>0.00</b>	<b>199,791.29</b>	<b>0.00</b>	<b>132,000.00</b>
<b>Grand Total</b>						<b>55,995,000.00</b>	<b>164,865.50</b>	<b>34,925.79</b>	<b>0.00</b>	<b>199,791.29</b>	<b>0.00</b>	<b>132,000.00</b>

Report Sequence: Intent, sgrp, styp, CUSIP, Ticket

Intent	SGrp	STyp	CUSIP	Ticket-P#	Status	Par Value	Int Accrual	Accret/-Amort	Book G/L	Net Income	Principal Paid	Interest Paid
AFS	AGEN	FHLB	3130APDM4	177056725-1	Active	10,000,000.00	66,791.66	151,496.25	0.00	218,287.91	0.00	57,250.00
AFS	AGEN	FHLB	3130AQHZ9	177056726-1	Active	5,000,000.00	44,916.66	65,402.59	0.00	110,319.25	0.00	38,500.00
AFS	AGEN	FHLB	3130AUVE1	177054680-1	Active	7,880,000.00	216,043.33	1,586.72	0.00	217,630.05	0.00	185,180.00
AFS	AGEN	FHLB	3130AV4C3	177054852-1	Active	5,500,000.00	170,041.67	0.00	0.00	170,041.67	0.00	145,750.00
AFS	AGEN	FHLB	3130AVPE6	177056072-1	Active	5,000,000.00	154,000.00	0.00	0.00	154,000.00	0.00	264,000.00
<b>FHLB Total</b>						<b>33,380,000.00</b>	<b>651,793.32</b>	<b>218,485.56</b>	<b>0.00</b>	<b>870,278.88</b>	<b>0.00</b>	<b>690,680.00</b>
AFS	AGEN	FHMC	3134H1UK7	177062155-1	Active	10,000,000.00	94,444.44	102.36	0.00	94,546.80	0.00	0.00
<b>FHMC Total</b>						<b>10,000,000.00</b>	<b>94,444.44</b>	<b>102.36</b>	<b>0.00</b>	<b>94,546.80</b>	<b>0.00</b>	<b>0.00</b>
<b>AGEN Total</b>						<b>43,380,000.00</b>	<b>746,237.76</b>	<b>218,587.92</b>	<b>0.00</b>	<b>964,825.68</b>	<b>0.00</b>	<b>690,680.00</b>
AFS	TRSY	NOTE	91282CEW7	177051081-1	Active	2,500,000.00	47,323.85	7,819.03	0.00	55,142.88	0.00	40,625.00
AFS	TRSY	NOTE	91282CFB2	177049711-1	Active	8,615,000.00	137,769.77	8,299.05	0.00	146,068.82	0.00	118,456.25
AFS	TRSY	NOTE	91282CFE6	177051082-1	Active	1,500,000.00	27,237.84	7,683.92	0.00	34,921.76	0.00	23,437.50
<b>NOTE Total</b>						<b>12,615,000.00</b>	<b>212,331.46</b>	<b>23,802.00</b>	<b>0.00</b>	<b>236,133.46</b>	<b>0.00</b>	<b>182,518.75</b>
AFS	TRSY	TBIL	912796Z28	177054681-1	Matured	0.00	0.00	188,340.00	0.00	188,340.00	10,000,000.00	0.00
AFS	TRSY	TBIL	912797FL6	177056809-1	Matured	0.00	0.00	75,000.00	0.00	75,000.00	10,000,000.00	0.00
<b>TBIL Total</b>						<b>0.00</b>	<b>0.00</b>	<b>263,340.00</b>	<b>0.00</b>	<b>263,340.00</b>	<b>20,000,000.00</b>	<b>0.00</b>
<b>TRSY Total</b>						<b>12,615,000.00</b>	<b>212,331.46</b>	<b>287,142.00</b>	<b>0.00</b>	<b>499,473.46</b>	<b>20,000,000.00</b>	<b>182,518.75</b>
<b>AFS Total</b>						<b>55,995,000.00</b>	<b>958,569.22</b>	<b>505,729.92</b>	<b>0.00</b>	<b>1,464,299.14</b>	<b>20,000,000.00</b>	<b>873,198.75</b>
<b>Grand Total</b>						<b>55,995,000.00</b>	<b>958,569.22</b>	<b>505,729.92</b>	<b>0.00</b>	<b>1,464,299.14</b>	<b>20,000,000.00</b>	<b>873,198.75</b>





Security Group	Yield		Book Value				Market Value	Gain / (Loss)
	Book	TEY	AFS	HTM	Total	%		
U.S. Government Agencies	4.74	4.74	42,274,862	0	42,274,862	77.2 %	41,576,921	(697,941)
U.S. Treasury Securities	3.25	3.25	12,502,070	0	12,502,070	22.8 %	11,949,957	(552,113)
<b>Total</b>	<b>4.40</b>	<b>4.40</b>	<b>54,776,932</b>	<b>0</b>	<b>54,776,932</b>		<b>53,526,878</b>	<b>(1,250,054)</b>
			100.0 %	0.0 %	100.0%			
Market Value			53,526,878	0	53,526,878			
Gain/(Loss)			-1,250,054	0	-1,250,054			

Market price date as of 4/23/2024.

Lubbock County, Texas  
Transfer From/To  
Year to Date  
April 2024

Xfer From Account	Xfer From Budget	Xfer From Amount	Xfer To Account	Xfer To Budget	Xfer To Amount	Difference Xfer to/from
403-901100	3,756,475.00		011-840300	3,756,475.00		0.00
011-902000	6,230,325.00	6,230,325.00	020-801100	6,230,325.00	6,230,325.00	0.00
031-902000	58,484.00	58,484.00	020-803100	58,484.00	58,484.00	0.00
033-902000	58,484.00	58,484.00	020-803300	58,484.00	58,484.00	0.00
034-902000	58,484.00	58,484.00	020-803400	58,484.00	58,484.00	0.00
106-902000	3,000,000.00	3,000,000.00	020-810600	3,000,000.00	3,000,000.00	0.00
011-904100	69,000.00		041-801100	69,000.00		0.00
051-904100	470,000.00		041-805100	470,000.00		0.00
011-904300	191,000.00		043-801100	191,000.00		0.00
051-905000	119,605.00		050-805100	119,605.00		0.00
011-905100	1,000,000.00	583,333.30	051-801100	1,000,000.00	583,333.30	0.00
051-905400	260,619.00		054-805100	260,619.00		0.00
051-905500	4,777,391.00	1,438,477.39	055-805100	4,777,391.00	1,438,477.39	0.00
051-905700	255,242.00	122,852.93	057-805100	255,242.00	122,852.93	0.00
075-907600		33,484.67	076-807500		33,484.67	0.00
208-907900	35,000.00	35,000.00	079-820800	35,000.00	35,000.00	0.00
011-908100	27,946.00	27,946.00	081-801100	27,946.00	27,946.00	0.00
011-909600	6,200.00	6,200.00	096-801100	6,200.00	6,200.00	0.00
011-916400	242,828.00	1,193.94	164-801100	242,828.00	1,193.94	0.00
011-917100	36,301.00	14,899.28	171-801100	36,301.00	14,899.28	0.00
079-920800	1,210,570.00	1,210,570.00	208-807900	1,210,570.00	1,210,570.00	0.00
011-930100	816,979.00	816,979.00	301-801100	816,979.00	816,979.00	0.00
011-930700	2,753,000.00		307-801100	2,753,000.00		0.00
079-930800	1,800,000.00	1,800,000.00	308-807900	1,800,000.00	1,800,000.00	0.00
606-960100		331.10	601-860600		331.10	0.00
606-960200	22,538.00	10,782.61	602-860600	22,538.00	10,782.61	0.00
608-960200			602-860800			0.00
606-960800			608-860600			0.00
606-961500	1,368.00	2,348.74	615-860600	1,368.00	2,348.74	0.00
606-961700	43,883.00	23,687.24	617-860600	43,883.00	23,687.24	0.00
606-962500	15,451.00	13,322.56	625-860600	15,451.00	13,322.56	0.00
608-962500	73,824.00	20,799.85	625-860800	73,824.00	20,799.85	0.00
606-965000	888,273.00	88,806.54	650-860600	888,273.00	88,806.54	0.00
						0.00
	28,279,270.00	15,656,792.15		28,279,270.00	15,656,792.15	0.00

Lubbock County, Texas  
Sales Tax Revenue  
As of April 2024

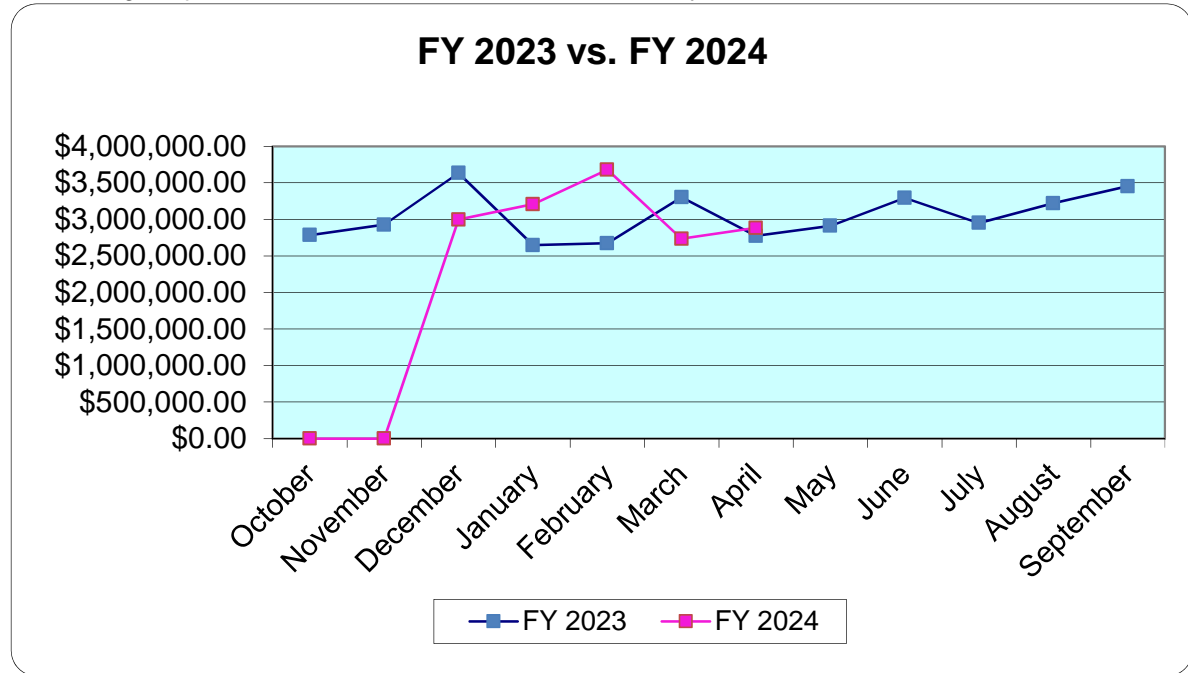
Account Number: 011-4010 Title: COUNTY SALES & USE TAX

Source of Revenue: Texas Comptroller Tax Assessor Collector

Description of Revenue: Imposed tax on the receipts from the sale at retail of taxable items within the county and an excise tax on the use, storage, or other consumption within the county of taxable items purchased, leased, or rented from a retailer during the period that the tax is effective within the county.

Month	FY 2023	FY 2024
October	\$2,785,279.54	\$0.00
November	\$2,926,837.98	\$0.00
December	\$3,634,740.06	\$2,997,164.24
January	\$2,647,925.51	\$3,208,357.90
February	\$2,673,896.70	\$3,681,550.67
March	\$3,303,864.94	\$2,733,361.43
April	\$2,772,979.51	\$2,883,287.30
May	\$2,912,864.97	
June	\$3,294,853.79	
July	\$2,951,471.20	
August	\$3,221,862.84	
September	\$3,451,978.11	
<b>Total</b>	<b>\$36,578,555.15</b>	<b>\$15,503,721.54</b>

2023 amounts have been adjusted to actual.



Lubbock County, Texas  
 Ad Valorem Tax Revenue  
 As of April 2024

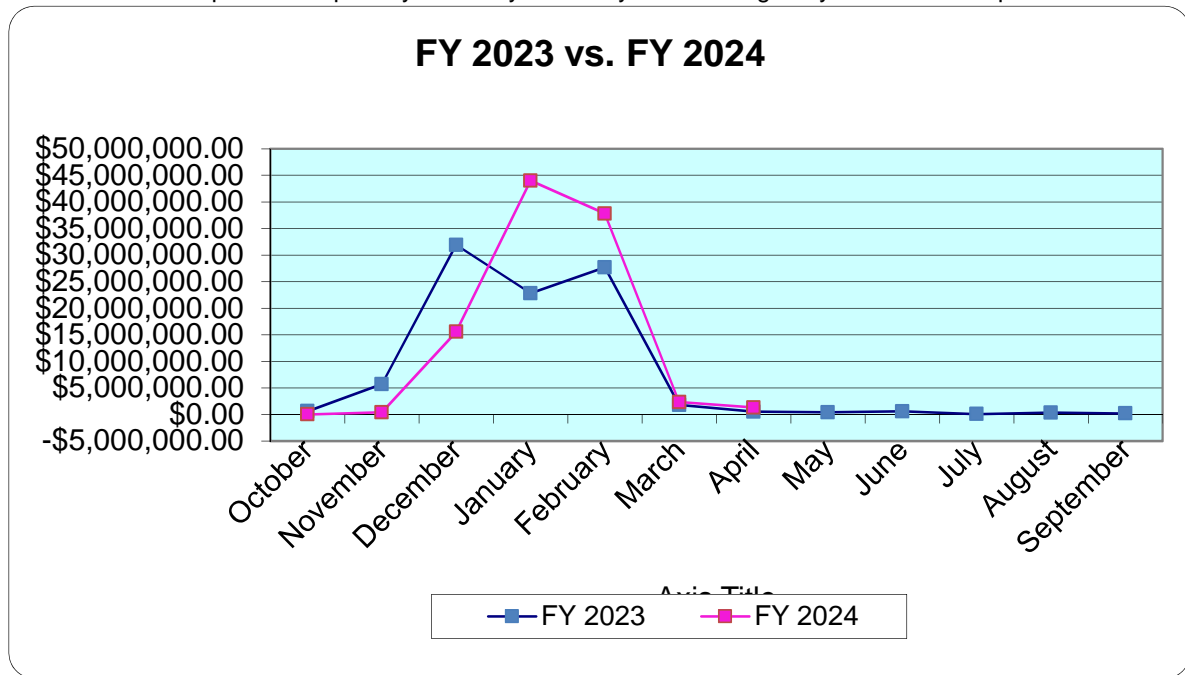
Account Number:                   011-4001                   Title:                   CURRENT AD VALOREM TAXES  
   031-4001                   CURRENT AD VALOREM TAXES  
   032-4001                   CURRENT AD VALOREM TAXES  
   033-4001                   CURRENT AD VALOREM TAXES  
   034-4001                   CURRENT AD VALOREM TAXES  
   041-4001                   CURRENT AD VALOREM TAXES  
   202-4001                   CURRENT AD VALOREM TAXES  
   203-4001                   CURRENT AD VALOREM TAXES

Source of Revenue:                   Lubbock Central Appraisal District

Description of Revenue:           Property Taxes are levied by October 1 on the assessed value listed as of the prior January 1 for all real and business personal property in conformity with Texas Property Code. Taxes are due on receipt of the tax bill and are delinquent if not paid by February 1 of the year following the year in which imposed.

Month	FY 2023	FY 2024
October	\$600,533.07	-\$100.61
November	\$5,684,983.51	\$376,306.01
December	\$31,894,646.17	\$15,525,165.08
January	\$22,778,416.34	\$44,009,437.31
February	\$27,673,509.35	\$37,796,537.55
March	\$1,769,510.60	\$2,304,945.92
April	\$513,230.44	\$1,302,830.97
May	\$400,010.79	
June	\$552,039.74	
July	\$40,419.05	
August	\$338,794.89	
September	\$186,547.97	
Total	\$92,432,641.92	\$101,315,122.23

2023 amounts have been adjusted to actual.





# Budget Report

---

For Fiscal: 2023-2024 Period Ending 04/30/24

**Account Summary**

**BUDGET SUMMARIES REPORT**  
ACCOUNT SUMMARY APRIL 2024

FOR 2024 07

	ORIGINAL APPROP	REVISED BUDGET	YTD ACTUAL	MTD ACTUAL	ENCUMBRANCES	AVAILABLE BUDGET	PCT USE/COL
<b>011 GENERAL FUND</b>							
<b>000 UNDEFINED</b>							
011 400100	CURRENT AD VALOREM TAXE	-91,954,699.00	-91,954,699.00	-89,312,364.23	-1,148,485.13	.00	-2,642,334.77 97.1
011 400400	PEN & INT - CURRENT LEV	-377,014.00	-377,014.00	-243,014.10	-109,559.74	.00	-133,999.90 64.5
011 400500	DELIQ TAXES - PRIOR YEA	-560,924.00	-560,924.00	-192,169.85	-81,206.83	.00	-368,754.15 34.3
011 400600	PEN & INT - PRIOR YEARS	-285,060.00	-285,060.00	-201,148.98	-30,631.50	.00	-83,911.02 70.6
011 401000	COUNTY SALES & USE TAX	-38,140,330.00	-38,140,330.00	-15,503,721.54	-2,883,287.30	.00	-22,636,608.46 40.6
011 410100	COUNTY CLERK	-67,482.00	-67,482.00	-34,345.90	-7,810.30	.00	-33,136.10 50.9
011 410200	BEER & LIQUOR PERMITS	-117,660.00	-117,660.00	-69,943.00	-9,270.00	.00	-47,717.00 59.4
011 420100	GRANT REVENUE	.00	-7,739.00	-7,738.34	.00	.00	-.66 100.0
011 420210	STATE MIXED DRINK TAX	-1,760,359.00	-1,760,359.00	-815,829.20	-163,987.41	.00	-944,529.80 46.3
011 420320	EMERGENCY MGT GRANT	-9,174.00	-9,174.00	.00	.00	.00	-9,174.00 .0
011 420500	BINGO TAX PROCEEDS	-239,304.00	-239,304.00	-110,383.95	-58,865.25	.00	-128,920.05 46.1
011 420900	STATE - COUNTY COURTS	-280,082.00	-280,082.00	-141,100.00	.00	.00	-138,982.00 50.4
011 421210	STRADUS A/G CHILD SUPPO	-1,175.00	-1,175.00	-378.67	-64.06	.00	-796.33 32.2
011 422020	INTER LOCAL AGREEMENT-C	-608,199.00	-608,199.00	-341,962.29	.00	.00	-266,236.71 56.2
011 424800	GRANT ADMINISTRATION RE	-985.00	-985.00	-408.54	.00	.00	-576.46 41.5
011 425000	INDIGENT DEFENSE GRANT	-255,056.00	-255,056.00	.00	.00	.00	-255,056.00 .0
011 430200	COUNTY JUDGE	-8,325.00	-8,325.00	-4,034.00	-736.00	.00	-4,291.00 48.5
011 430300	COUNTY CLERK	-1,509,696.00	-1,509,696.00	-747,810.55	-142,590.43	.00	-761,885.45 49.5
011 430600	VRED - TAPE	-76.00	-76.00	-15.00	.00	.00	-61.00 19.7
011 430700	TRAFFIC	-5,388.00	-5,388.00	-2,758.98	-389.15	.00	-2,629.02 51.2
011 430800	CHILD SAFETY - CS	-1,007.00	-1,007.00	-873.40	-225.65	.00	-133.60 86.7
011 431000	TAX ASSESSOR/COLLECTOR	-38,912.00	-38,912.00	-17,131.00	-250.00	.00	-21,781.00 44.0
011 431100	TAX OFFICE DPS DL RENEW	-7,683.00	-7,683.00	-4,620.00	-965.00	.00	-3,063.00 60.1
011 431310	APPRAISAL DISTRICT FILI	.00	.00	-3,200.00	.00	.00	3,200.00 100.0
011 431500	INDIGENT DEFENSE FEE	-113.00	-113.00	-40.08	.00	.00	-72.92 35.5
011 431600	JURY FEE COUNTY	-1,500.00	-1,500.00	-869.01	-142.65	.00	-630.99 57.9
011 432200	PASSPORT FEE - DIST CLE	-30,000.00	-30,000.00	-31,955.00	-5,180.00	.00	1,955.00 106.5
011 432300	DISTRICT CLERK FEES	-369,761.00	-369,761.00	-204,638.30	-31,299.11	.00	-165,122.70 55.3
011 432500	PROSECUTOR'S FEES	-10,285.00	-10,285.00	-8,518.00	-1,324.88	.00	-1,767.00 82.8
011 433100	JP PRECINCT 1	-46,312.00	-46,312.00	-31,654.62	-4,876.57	.00	-14,657.38 68.4
011 433200	JP PRECINCT 2	-50,573.00	-50,573.00	-32,978.11	-4,980.77	.00	-17,594.89 65.2
011 433300	JP PRECINCT 3	-73,726.00	-73,726.00	-43,057.78	-6,602.81	.00	-30,668.22 58.4
011 433400	JP PRECINCT 4	-32,861.00	-32,861.00	-26,580.09	-4,249.07	.00	-6,280.91 80.9
011 434000	DISTRICT ATTORNEY	-625.00	-625.00	-832.89	-285.37	.00	207.89 133.3
011 434500	MEDICAL EXAMINER	-380.00	-380.00	-75.00	-75.00	.00	-305.00 19.7
011 434600	SHERIFF	-291,544.00	-291,544.00	-197,394.88	-19,838.86	.00	-94,149.12 67.7
011 434800	CONSTABLES	-637,773.00	-637,773.00	-283,156.58	-43,920.00	.00	-354,616.42 44.4

**BUDGET SUMMARIES REPORT**  
ACCOUNT SUMMARY APRIL 2024

FOR 2024 07

	ORIGINAL APPROP	REVISED BUDGET	YTD ACTUAL	MTD ACTUAL	ENCUMBRANCES	AVAILABLE BUDGET	PCT USE/COL
011 435000 DEFENSIVE DRIVING FEE	-9,872.00	-9,872.00	-2,000.23	-357.15	.00	-7,871.77	20.3
011 435100 SS FEE-INMATE	-9,542.00	-9,542.00	-8,800.00	-1,000.00	.00	-742.00	92.2
011 435200 ISSUED WARRANT EXECUTIO	-32,000.00	-32,000.00	-21,187.43	-3,520.67	.00	-10,812.57	66.2
011 435300 ARREST FEES - COUNTY	-6,860.00	-6,860.00	-5,154.36	-784.32	.00	-1,705.64	75.1
011 435410 FAMILY PROTECTION FEE	-16.00	-16.00	-15.00	.00	.00	-1.00	93.8
011 435600 COURT INITIATED GUARDIA	-7,383.00	-7,383.00	-17,160.00	-3,420.00	.00	9,777.00	232.4
011 436000 CMIT FINE COMMISSION	-133.00	-133.00	.00	.00	.00	-133.00	.0
011 436100 CMI FINE COMMISSION	-1.00	-1.00	-.10	.00	.00	-.90	10.0
011 436200 BAT COMMISSIONS	-5.00	-5.00	.00	.00	.00	-5.00	.0
011 437400 VITAL STATISTICS PRESER	-5,030.00	-5,030.00	-2,983.00	-595.00	.00	-2,047.00	59.3
011 440100 MOTOR VEHICLE SALES TAX	-4,000,000.00	-4,000,000.00	-3,493,675.14	-3,493,675.14	.00	-506,324.86	87.3
011 440200 CERTIFICATE OF TITLE CO	-443,517.00	-443,517.00	-192,833.13	-34,555.00	.00	-250,683.87	43.5
011 440300 MOTOR VEHICLE COMMISSIO	-836,180.00	-836,180.00	-385,536.61	-71,441.65	.00	-450,643.39	46.1
011 440500 (CVC) COMP TO VICTIMS O	-100.00	-100.00	-6.93	.00	.00	-93.07	6.9
011 440600 LEOA COMMISSION	-1.00	-1.00	-.10	.00	.00	-.90	10.0
011 440800 BEER & LIQUOR COMMISSIO	-996.00	-996.00	-590.00	-175.00	.00	-406.00	59.2
011 441100 CJC COMMISSION	-15.00	-15.00	-1.00	.00	.00	-14.00	6.7
011 441200 JCPT COMMISSION	-5.00	-5.00	-.56	.00	.00	-4.44	11.2
011 441400 JPD COMM	-314.00	-314.00	-193.79	.00	.00	-120.21	61.7
011 441600 ARREST FEES - COMM	-8,434.00	-8,434.00	-2,894.63	.00	.00	-5,539.37	34.3
011 441700 LEMI COMMISSION	-1.00	-1.00	-.08	.00	.00	-.92	8.0
011 441800 CRIMESTOPPERS-COMM	-2.00	-2.00	-.20	.00	.00	-1.80	10.0
011 442000 GENERAL REVENUE COMM GR	-1.00	-1.00	.00	.00	.00	-1.00	.0
011 442100 LEOCE COMM	-1.00	-1.00	.00	.00	.00	-1.00	.0
011 442200 DNA TESTING FEE	-64.00	-64.00	-5.45	.00	.00	-58.55	8.5
011 442400 SEPTIC INSPECTION	-140,000.00	-140,000.00	-54,790.00	-12,790.00	.00	-85,210.00	39.1
011 442500 FLSI COMM	-729.00	-729.00	-12.87	.00	.00	-716.13	1.8
011 442600 FA COMM	-25.00	-25.00	-3.73	.00	.00	-21.27	14.9
011 442700 CCC COMM	-150.00	-150.00	-11.69	.00	.00	-138.31	7.8
011 442800 JCD COMM	.00	.00	-.11	.00	.00	.11	100.0
011 442900 TP COMM (40%)	-1,800.00	-1,800.00	-404.76	.00	.00	-1,395.24	22.5
011 443000 JE COMM (10%)	-2,500.00	-2,500.00	-607.15	.00	.00	-1,892.85	24.3
011 443500 NEW CCC COMM	-4,851.00	-4,851.00	-1,121.18	.00	.00	-3,729.82	23.1
011 443600 EMS TRAUMA FUND COMM	-2,273.00	-2,273.00	-1,198.94	.00	.00	-1,074.06	52.7
011 444000 STF COMM	-143.00	-143.00	-61.46	.00	.00	-81.54	43.0
011 444100 STF_COMM	-3,700.00	-3,700.00	-1,543.83	.00	.00	-2,156.17	41.7
011 444200 DNA (CS)	-50.00	-50.00	.00	.00	.00	-50.00	.0
011 444300 CIVIL DATA JUSTICE FEE	-5.00	-5.00	-.69	.00	.00	-4.31	13.8
011 444500 BAIL BOND FEE COMM	-5,500.00	-5,500.00	-1,750.50	.00	.00	-3,749.50	31.8
011 444600 COMM DC JUDICIAL FUND	-352.00	-352.00	-125.00	.00	.00	-227.00	35.5
011 444700 JURY REIMBURSEMENT FEE	-255.00	-255.00	-83.43	.00	.00	-171.57	32.7
011 445000 TIME PAYMENT - COUNTY	-17,693.00	-17,693.00	-11,665.31	-1,956.79	.00	-6,027.69	65.9
011 445400 CCC STATE COMM	-35,000.00	-35,000.00	-18,727.26	.00	.00	-16,272.74	53.5
011 445500 Intoxicated Driver Comm	-150.00	-150.00	-1,116.17	.00	.00	966.17	744.1



**BUDGET SUMMARIES REPORT**  
ACCOUNT SUMMARY APRIL 2024

FOR 2024 07

	ORIGINAL APPROP	REVISED BUDGET	YTD ACTUAL	MTD ACTUAL	ENCUMBRANCES	AVAILABLE BUDGET	PCT USE/COL
011 450200 JURY FEES	-51,299.00	-51,299.00	-29,386.93	-5,014.59	.00	-21,912.07	57.3
011 450400 BOARD BILLS - INMATE	-1,950,000.00	-1,950,000.00	-380,775.00	-65,175.00	.00	-1,569,225.00	19.5
011 452100 COURT REPORTER FEES	-87,629.00	-87,629.00	-68,412.90	-11,383.26	.00	-19,216.10	78.1
011 455000 SCAAP- JAIL	-65,000.00	-65,000.00	-144,882.00	-86,094.00	.00	79,882.00	222.9
011 460100 JP PRECINCT 1	-133,195.00	-133,195.00	-78,008.81	-11,948.19	.00	-55,186.19	58.6
011 460200 JP PRECINCT 2	-42,234.00	-42,234.00	-28,942.66	-4,657.05	.00	-13,291.34	68.5
011 460300 JP PRECINCT 3	-35,779.00	-35,779.00	-24,167.64	-5,104.37	.00	-11,611.36	67.5
011 460400 JP PRECINCT 4	-102,710.00	-102,710.00	-56,724.86	-10,964.50	.00	-45,985.14	55.2
011 460800 COUNTY COURT AT LAW 1	-1,826.00	-1,826.00	-288.00	-48.00	.00	-1,538.00	15.8
011 460900 COUNTY COURT AT LAW 2	-1,135.00	-1,135.00	-25.15	.00	.00	-1,109.85	2.2
011 461000 COUNTY CLERK GENERAL	.00	.00	-120.00	.00	.00	120.00	100.0
011 461100 DISTRICT CLERK FINES	-12,483.00	-12,483.00	-3,768.93	-423.00	.00	-8,714.07	30.2
011 461210 FORFEITURES	-120,842.00	-120,842.00	-57,278.66	-6,250.00	.00	-63,563.34	47.4
011 470000 INTEREST INCOME	-2,000,000.00	-2,000,000.00	-359,048.28	-15,487.68	.00	-1,640,951.72	18.0
011 480200 RENTALS-BUILDINGS	-494,772.00	-494,772.00	-266,568.07	-44,118.75	.00	-228,203.93	53.9
011 480300 PARKING LOTS	-54,085.00	-54,085.00	-37,086.50	-5,649.50	.00	-16,998.50	68.6
011 480510 DISPOSAL OF PROPERTY	-50,000.00	-50,000.00	-42,686.45	.00	.00	-7,313.55	85.4
011 480600 INSURANCE REIMBURSEMENT	-50,000.00	-50,000.00	.00	.00	.00	-50,000.00	.0
011 480700 JURY REIMBURSEMENTS FRO	-57,297.00	-57,297.00	-37,116.00	.00	.00	-20,181.00	64.8
011 481100 REIMBURSEMENTS-TELETYPE	-1,043.00	-1,043.00	-614.00	-74.00	.00	-429.00	58.9
011 481300 REFUND - ATTORNEY FEES	-34,463.00	-34,463.00	-20,113.09	-2,614.53	.00	-14,349.91	58.4
011 481500 OTHER REFUNDS/REIMBURSE	-50,000.00	-50,000.00	.00	.00	.00	-50,000.00	.0
011 481710 PAY PHONE COMMISSION	-854,791.00	-854,791.00	-310,125.16	-72,571.22	.00	-544,665.84	36.3
011 482300 JURY DONATIONS FOR VETE	-19,216.00	-19,216.00	.00	.00	.00	-19,216.00	.0
011 482600 ELECTION REVENUES	-100.00	-100.00	-12.00	.00	.00	-88.00	12.0
011 483000 INTEREST-LCAD	-21,863.00	-21,863.00	-12,139.05	-605.32	.00	-9,723.95	55.5
011 484200 REIMB-INMATE TRANSPORTA	-17,084.00	-17,084.00	-6,407.00	-1,973.50	.00	-10,677.00	37.5
011 485000 GAIN/LOSS SALE OF INVES	.00	.00	-25,000.00	.00	.00	25,000.00	100.0
011 489900 OTHER REVENUE	-500,000.00	-500,000.00	-68,599.47	-4,272.36	.00	-431,400.53	13.7
011 840300 XFER FROM WORKERS COMP	-3,756,475.00	-3,756,475.00	.00	.00	.00	-3,756,475.00	.0
011 902000 XFER TO CONSOLIDATED RO	6,230,325.00	6,230,325.00	6,230,325.00	.00	.00	.00	100.0
011 904100 XFER TO PERMANENT IMPRO	.00	69,000.00	.00	.00	.00	69,000.00	.0
011 904300 XFER TO LCETRZ NOI TAX	191,000.00	191,000.00	.00	.00	.00	191,000.00	.0
011 905100 XFER TO JUVENILE PROBAT	1,000,000.00	1,000,000.00	583,333.30	83,333.34	.00	416,666.70	58.3
011 908100 XFER TO LAW LIBRARY	27,946.00	27,946.00	27,946.00	.00	.00	.00	100.0
011 909600 XFER TO HISTORIC PRESER	6,200.00	6,200.00	6,200.00	.00	.00	.00	100.0
011 916400 XFER TO SPATF GRANT	242,828.00	242,828.00	1,193.94	.00	.00	241,634.06	.5
011 917100 XFER TO CDA VOCA	36,301.00	36,301.00	14,899.28	.00	.00	21,401.72	41.0
011 930100 XFER TO ROAD CONSTRUCTI	250,000.00	816,979.00	816,979.00	566,979.00	.00	.00	100.0
011 930700 XFER TO CRTC RENO #2	2,753,000.00	2,753,000.00	.00	.00	.00	2,753,000.00	.0
TOTAL UNDEFINED	-143,177,413.00	-142,549,173.00	-107,220,383.77	-8,089,486.04	.00	-35,328,789.23	75.2%

**001 COMMISSIONERS' COURT**

01100110 500100 ELECTED OFFICIALS	348,658.00	348,658.00	199,130.15	26,689.81	.00	149,527.85	57.1
-----------------------------------	------------	------------	------------	-----------	-----	------------	------

**BUDGET SUMMARIES REPORT**  
ACCOUNT SUMMARY APRIL 2024

FOR 2024 07

	ORIGINAL APPROP	REVISED BUDGET	YTD ACTUAL	MTD ACTUAL	ENCUMBRANCES	AVAILABLE BUDGET	PCT USE/COL
01100110 500400 VEHICLE ALLOWANCE	19,200.00	19,200.00	11,076.60	1,476.88	.00	8,123.40	57.7
01100110 500600 STAFF EMPLOYEES	169,609.00	169,609.00	95,030.42	12,170.65	.00	74,578.58	56.0
01100110 510100 FICA	33,324.00	33,324.00	18,068.37	2,388.22	.00	15,255.63	54.2
01100110 510200 MEDICARE	7,794.00	7,794.00	4,225.78	558.54	.00	3,568.22	54.2
01100110 510300 RETIREMENT	59,713.00	59,713.00	33,911.70	4,481.45	.00	25,801.30	56.8
01100110 510400 GROUP HEALTH INSUR	60,710.00	60,710.00	41,654.88	5,316.68	.00	19,055.12	68.6
01100110 510500 GROUP DENTAL INSUR	3,510.00	3,510.00	2,272.05	299.86	.00	1,237.95	64.7
01100110 510600 LIFE INSURANCE	420.00	420.00	235.20	31.36	.00	184.80	56.0
01100110 510700 UNEMPLOYMENT INSUR	221.00	221.00	111.05	13.39	.00	109.95	50.2
01100110 510900 WORKER'S COMPENSAT	1,414.00	1,414.00	256.65	32.87	.00	1,157.35	18.2
01100110 520100 SUPPLIES/OTH OPER	4,000.00	4,000.00	307.07	-156.00	1,356.40	2,336.53	41.6
01100110 540100 COMMUNICATIONS - M	2,995.00	2,995.00	1,314.77	228.12	1,485.23	195.00	93.5
01100110 550300 TRAVEL AND TRAININ	30,000.00	30,000.00	7,621.83	913.44	.00	22,378.17	25.4
01100110 550500 ASSOCIATION DUES	3,945.00	3,945.00	3,944.00	3,744.00	.00	1.00	100.0
01100110 580100 INSURANCE AND BOND	150.00	150.00	128.90	.00	.00	21.10	85.9
<b>TOTAL COMMISSIONERS' COURT</b>	<b>745,663.00</b>	<b>745,663.00</b>	<b>419,289.42</b>	<b>58,189.27</b>	<b>2,841.63</b>	<b>323,531.95</b>	<b>56.6%</b>

**002 COUNTY JUDGE**

01100210 500100 ELECTED OFFICIALS	152,637.00	152,637.00	86,618.10	11,549.08	.00	66,018.90	56.7
01100210 500200 Appointed Official	58,193.00	58,193.00	36,451.74	4,826.12	.00	21,741.26	62.6
01100210 500600 STAFF EMPLOYEES	77,451.00	77,451.00	45,213.63	5,842.37	.00	32,237.37	58.4
01100210 510100 FICA	17,874.00	17,874.00	10,061.91	1,326.13	.00	7,812.09	56.3
01100210 510200 MEDICARE	4,180.00	4,180.00	2,353.17	310.14	.00	1,826.83	56.3
01100210 510300 RETIREMENT	32,028.00	32,028.00	18,696.21	2,468.36	.00	13,331.79	58.4
01100210 510400 GROUP HEALTH INSUR	30,062.00	30,062.00	17,373.87	2,546.70	.00	12,688.13	57.8
01100210 510500 GROUP DENTAL INSUR	1,338.00	1,338.00	818.10	106.00	.00	519.90	61.1
01100210 510600 LIFE INSURANCE	476.00	476.00	100.80	13.44	.00	375.20	21.2
01100210 510700 UNEMPLOYMENT INSUR	177.00	177.00	95.43	11.72	.00	81.57	53.9
01100210 510900 WORKER'S COMPENSAT	765.00	765.00	220.60	28.82	.00	544.40	28.8
01100210 520100 SUPPLIES/OTH OPER	3,800.00	3,800.00	868.86	570.79	26.40	2,904.74	23.6
01100210 522800 LAW BOOKS	400.00	400.00	323.00	.00	.00	77.00	80.8
01100210 523100 NON-CAPITAL EQUIPM	1,600.00	1,600.00	.00	.00	.00	1,600.00	.0
01100210 540100 COMMUNICATIONS - M	500.00	500.00	236.22	39.37	263.78	.00	100.0
01100210 550300 TRAVEL AND TRAININ	16,000.00	16,000.00	4,113.82	.00	.00	11,886.18	25.7
01100210 550500 ASSOCIATION DUES	385.00	385.00	500.00	.00	.00	-115.00	129.9
<b>TOTAL COUNTY JUDGE</b>	<b>397,866.00</b>	<b>397,866.00</b>	<b>224,045.46</b>	<b>29,639.04</b>	<b>290.18</b>	<b>173,530.36</b>	<b>56.4%</b>

**003 COUNTY CLERK**

01100310 500100 ELECTED OFFICIALS	87,165.00	87,165.00	50,221.77	6,705.00	.00	36,943.23	57.6
-----------------------------------	-----------	-----------	-----------	----------	-----	-----------	------

**BUDGET SUMMARIES REPORT**  
ACCOUNT SUMMARY APRIL 2024

FOR 2024 07

	ORIGINAL APPROP	REVISED BUDGET	YTD ACTUAL	MTD ACTUAL	ENCUMBRANCES	AVAILABLE BUDGET	PCT USE/COL
01100310 500600 STAFF EMPLOYEES	973,061.00	973,061.00	485,742.52	61,117.43	.00	487,318.48	49.9
01100310 500700 OVERTIME COMPENSAT	1,000.00	1,000.00	.00	.00	.00	1,000.00	.0
01100310 500800 TEMPORARY	7,500.00	7,500.00	.00	.00	.00	7,500.00	.0
01100310 510100 FICA	66,280.00	66,280.00	31,482.41	3,964.08	.00	34,797.59	47.5
01100310 510200 MEDICARE	15,501.00	15,501.00	7,362.86	927.10	.00	8,138.14	47.5
01100310 510300 RETIREMENT	117,902.00	117,902.00	59,545.60	7,535.06	.00	58,356.40	50.5
01100310 510400 GROUP HEALTH INSUR	169,984.00	169,984.00	80,535.36	10,853.14	.00	89,448.64	47.4
01100310 510500 GROUP DENTAL INSUR	10,698.00	10,698.00	4,441.46	564.28	.00	6,256.54	41.5
01100310 510600 LIFE INSURANCE	1,470.00	1,470.00	611.52	76.16	.00	858.48	41.6
01100310 510700 UNEMPLOYMENT INSUR	1,277.00	1,277.00	569.07	67.22	.00	707.93	44.6
01100310 510900 WORKER'S COMPENSAT	3,045.00	3,045.00	1,311.32	164.98	.00	1,733.68	43.1
01100310 520100 SUPPLIES/OTH OPER	25,000.00	25,000.00	2,411.86	1,029.04	13,195.05	9,393.09	62.4
01100310 522800 LAW BOOKS	1,000.00	1,000.00	632.00	.00	.00	368.00	63.2
01100310 530100 EQUIPMENT OPER/MAI	2,000.00	2,000.00	.00	.00	.00	2,000.00	.0
01100310 540100 COMMUNICATIONS - M	712.00	712.00	273.70	54.76	426.30	12.00	98.3
01100310 550300 TRAVEL AND TRAININ	9,000.00	9,000.00	2,705.08	973.10	21.52	6,273.40	30.3
01100310 550500 ASSOCIATION DUES	355.00	355.00	355.00	.00	.00	.00	100.0
<b>TOTAL COUNTY CLERK</b>	<b>1,492,950.00</b>	<b>1,492,950.00</b>	<b>728,201.53</b>	<b>94,031.35</b>	<b>13,642.87</b>	<b>751,105.60</b>	<b>49.7%</b>

**005 INFORMATION TECHNOLOGY SERVICE**

01100510 500600 STAFF EMPLOYEES	3,095,543.00	3,095,543.00	1,628,736.11	218,337.52	.00	1,466,806.89	52.6
01100510 500700 OVERTIME COMPENSAT	10,000.00	10,000.00	1,788.36	36.76	.00	8,211.64	17.9
01100510 510100 FICA	192,544.00	192,544.00	96,241.55	12,884.84	.00	96,302.45	50.0
01100510 510200 MEDICARE	45,030.00	45,030.00	22,508.49	3,013.46	.00	22,521.51	50.0
01100510 510300 RETIREMENT	327,535.00	327,535.00	181,151.35	24,261.36	.00	146,383.65	55.3
01100510 510400 GROUP HEALTH INSUR	372,491.00	372,491.00	250,870.98	34,195.48	.00	121,620.02	67.3
01100510 510500 GROUP DENTAL INSUR	18,632.00	18,632.00	11,838.33	1,603.68	.00	6,793.67	63.5
01100510 510600 LIFE INSURANCE	2,559.00	2,559.00	1,527.32	206.08	.00	1,031.68	59.7
01100510 510700 UNEMPLOYMENT INSUR	4,037.00	4,037.00	1,899.48	240.21	.00	2,137.52	47.1
01100510 510900 WORKER'S COMPENSAT	8,085.00	8,085.00	4,402.36	589.66	.00	3,682.64	54.5
01100510 520100 SUPPLIES/OTH OPER	489,550.00	489,550.00	363,697.86	14,634.78	31,167.64	94,684.50	80.7
01100510 523000 NON-CAPITAL SOFTWA	60,000.00	66,155.00	6,916.00	855.00	.00	59,239.00	10.5
01100510 523100 NON-CAPITAL EQUIPM	313,700.00	313,700.00	108,401.18	1,353.92	955.49	204,343.33	34.9
01100510 530100 EQUIPMENT OPER/MAI	777,900.00	777,900.00	170,473.09	1,277.36	1,557.08	605,869.83	22.1
01100510 530200 VEHICLE OPERATION/	3,000.00	3,000.00	39.24	.00	.00	2,960.76	1.3
01100510 530800 SOFTWARE MAINTENAN	4,427,994.00	4,460,298.00	2,982,736.11	128,947.16	186,243.61	1,291,318.28	71.0
01100510 540100 COMMUNICATIONS - M	107,020.00	107,020.00	47,731.60	5,451.98	39,080.10	20,208.30	81.1
01100510 550300 TRAVEL AND TRAININ	110,900.00	110,900.00	15,237.55	6,749.55	376.80	95,285.65	14.1
01100510 550500 ASSOCIATION DUES	2,825.00	2,825.00	.00	.00	.00	2,825.00	.0
01100510 561400 PROFESSIONAL SERVI	93,000.00	93,000.00	.00	.00	.00	93,000.00	.0

**BUDGET SUMMARIES REPORT**  
ACCOUNT SUMMARY APRIL 2024

FOR 2024 07

	ORIGINAL APPROP	REVISED BUDGET	YTD ACTUAL	MTD ACTUAL	ENCUMBRANCES	AVAILABLE BUDGET	PCT USE/COL
01100510 562200 CONTRACT SERVICES	170,000.00	170,000.00	20,300.00	2,900.00	39,700.00	110,000.00	35.3
01100510 660500 CAPITAL OUTLAY TEC	4,068,000.00	4,068,000.00	897,345.92	96,915.00	139,446.10	3,031,207.98	25.5
<b>TOTAL INFORMATION TECHNOLOGY S</b>	<b>14,700,345.00</b>	<b>14,738,804.00</b>	<b>6,813,842.88</b>	<b>554,453.80</b>	<b>438,526.82</b>	<b>7,486,434.30</b>	<b>49.2%</b>

**007 NON DEPARTMENTAL**

01100710 520100 SUPPLIES/OTH OPER	2,500.00	2,500.00	1,162.89	.00	.00	1,337.11	46.5
01100710 522500 POSTAGE	310,000.00	310,000.00	195,769.63	1,977.89	12,611.81	101,618.56	67.2
01100710 522900 PUBLICATIONS LEGAL	30,500.00	30,500.00	3,418.00	1,088.00	15,582.00	11,500.00	62.3
01100710 540100 COMMUNICATIONS - M	193,200.00	193,200.00	30,817.12	3,308.20	119,182.88	43,200.00	77.6
01100710 540200 TELEPHONE - LONG D	24,000.00	24,000.00	5,709.93	1,137.85	6,290.07	12,000.00	50.0
01100710 550500 ASSOCIATION DUES	70,632.00	70,632.00	70,619.86	35.00	.00	12.14	100.0
01100710 561400 PROFESSIONAL SERVI	375,000.00	375,000.00	127,684.54	40,135.50	13,614.50	233,700.96	37.7
01100710 562200 CONTRACT SERVICES	100,000.00	100,000.00	37,252.37	.00	.00	62,747.63	37.3
01100710 562300 INTER LOCAL AGREEM	1,450,000.00	1,590,500.00	795,228.00	.00	704,772.00	90,500.00	94.3
01100710 580100 INSURANCE AND BOND	600,000.00	740,500.00	687,176.57	7,015.90	46,944.43	6,379.00	99.1
01100710 580200 PUBLIC OFFICIALS L	400,000.00	400,000.00	289,382.00	.00	.00	110,618.00	72.3
01100710 583000 CIVIL JUDGEMENTS	50,000.00	50,000.00	.00	.00	.00	50,000.00	.0
01100710 599300 LEGISLATIVE & ADMI	5,000.00	5,000.00	940.90	275.00	.00	4,059.10	18.8
01100710 599310 PAST YR LEGISLATIV	1.00	1.00	.00	.00	.00	1.00	.0
01100710 599501 CONTINGENCY-PAYROL	603,474.00	82,179.00	.00	.00	.00	82,179.00	.0
01100710 599800 CONTINGENCY	3,000,000.00	2,059,759.00	.00	.00	.00	2,059,759.00	.0
01100710 599900 OTHER CHARGES	77,927.00	77,927.00	255.81	.00	.00	77,671.19	.3
01100710 599940 CARES ACT COVID-19	.00	.00	543.85	.00	.00	-543.85	100.0
<b>TOTAL NON DEPARTMENTAL</b>	<b>7,292,234.00</b>	<b>6,111,698.00</b>	<b>2,245,961.47</b>	<b>54,973.34</b>	<b>918,997.69</b>	<b>2,946,738.84</b>	<b>51.8%</b>

**009 TREASURER**

01100915 500100 ELECTED OFFICIALS	87,165.00	87,165.00	50,221.77	6,705.00	.00	36,943.23	57.6
01100915 500600 STAFF EMPLOYEES	198,092.00	198,092.00	114,479.05	15,145.56	.00	83,612.95	57.8
01100915 500800 TEMPORARY	10,000.00	10,000.00	10,368.65	1,533.63	.00	-368.65	103.7
01100915 500900 PART TIME POSITION	28,000.00	28,000.00	14,320.00	1,925.00	.00	13,680.00	51.1
01100915 510100 FICA	20,042.00	20,042.00	10,852.27	1,455.02	.00	9,189.73	54.1
01100915 510200 MEDICARE	4,687.00	4,687.00	2,538.01	340.29	.00	2,148.99	54.1
01100915 510300 RETIREMENT	34,803.00	34,803.00	19,889.24	2,641.47	.00	14,913.76	57.1
01100915 510400 GROUP HEALTH INSUR	42,978.00	42,978.00	24,788.55	3,305.14	.00	18,189.45	57.7
01100915 510500 GROUP DENTAL INSUR	1,973.00	1,973.00	1,398.09	193.86	.00	574.91	70.9
01100915 510600 LIFE INSURANCE	240.00	240.00	134.40	17.92	.00	105.60	56.0

**BUDGET SUMMARIES REPORT**  
ACCOUNT SUMMARY APRIL 2024

FOR 2024 07

	ORIGINAL APPROP	REVISED BUDGET	YTD ACTUAL	MTD ACTUAL	ENCUMBRANCES	AVAILABLE BUDGET	PCT USE/COL
01100915 510700 UNEMPLOYMENT INSUR	277.00	277.00	162.49	20.46	.00	114.51	58.7
01100915 510900 WORKER'S COMPENSAT	637.00	637.00	375.82	50.23	.00	261.18	59.0
01100915 520100 SUPPLIES/OTH OPER	8,500.00	8,500.00	2,239.41	154.71	3,584.42	2,676.17	68.5
01100915 523100 NON-CAPITAL EQUIPM	1,373.00	1,373.00	1,349.00	.00	.00	24.00	98.3
01100915 550300 TRAVEL AND TRAININ	9,500.00	9,500.00	4,245.45	.00	.00	5,254.55	44.7
01100915 550500 ASSOCIATION DUES	175.00	175.00	175.00	175.00	.00	.00	100.0
01100915 570100 RENTALS AND LEASES	3,506.00	3,506.00	1,752.66	.00	1,752.66	.68	100.0
01100915 580100 INSURANCE AND BOND	5,412.00	5,412.00	2,912.00	.00	.00	2,500.00	53.8
<b>TOTAL TREASURER</b>	<b>457,360.00</b>	<b>457,360.00</b>	<b>262,201.86</b>	<b>33,663.29</b>	<b>5,337.08</b>	<b>189,821.06</b>	<b>58.5%</b>

**010 TAX ASSESSOR/COLLECTOR**

01101015 500100 ELECTED OFFICIALS	87,165.00	87,165.00	50,221.77	6,705.00	.00	36,943.23	57.6
01101015 500600 STAFF EMPLOYEES	1,641,938.00	1,641,938.00	866,108.79	118,858.40	.00	775,829.21	52.7
01101015 500800 TEMPORARY	40,000.00	40,000.00	1,300.00	155.00	.00	38,700.00	3.3
01101015 500900 PART TIME POSITION	17,400.00	17,400.00	.00	.00	.00	17,400.00	.0
01101015 510100 FICA	110,920.00	110,920.00	54,168.12	7,399.04	.00	56,751.88	48.8
01101015 510200 MEDICARE	26,160.00	26,160.00	12,668.28	1,730.45	.00	13,491.72	48.4
01101015 510300 RETIREMENT	194,103.00	194,103.00	101,804.88	13,950.20	.00	92,298.12	52.4
01101015 510400 GROUP HEALTH INSUR	321,315.00	321,315.00	160,325.79	23,258.44	.00	160,989.21	49.9
01101015 510500 GROUP DENTAL INSUR	15,355.00	15,355.00	7,560.43	1,087.98	.00	7,794.57	49.2
01101015 510600 LIFE INSURANCE	2,220.00	2,220.00	1,097.60	156.80	.00	1,122.40	49.4
01101015 510700 UNEMPLOYMENT INSUR	2,210.00	2,210.00	1,011.23	130.93	.00	1,198.77	45.8
01101015 510900 WORKER'S COMPENSAT	4,821.00	4,821.00	2,341.72	321.29	.00	2,479.28	48.6
01101015 520100 SUPPLIES/OTH OPER	35,000.00	35,000.00	11,060.81	1,812.13	6,755.68	17,183.51	50.9
01101015 530200 VEHICLE OPERATION/	5,000.00	5,000.00	1,334.82	204.20	1,460.46	2,204.72	55.9
01101015 540100 COMMUNICATIONS - M	3,900.00	3,900.00	1,128.92	97.41	1,095.96	1,675.12	57.0
01101015 550300 TRAVEL AND TRAININ	20,500.00	20,500.00	9,177.10	1,670.62	741.65	10,581.25	48.4
01101015 550500 ASSOCIATION DUES	375.00	375.00	375.00	.00	.00	.00	100.0
01101015 562200 CONTRACT SERVICES	16,860.00	16,860.00	13,230.00	.00	.00	3,630.00	78.5
01101015 570200 BUILDING RENTAL	9,276.00	9,276.00	9,275.04	.00	.00	.96	100.0
01101015 580100 INSURANCE AND BOND	1,350.00	1,350.00	.00	.00	.00	1,350.00	.0
<b>TOTAL TAX ASSESSOR/COLLECTOR</b>	<b>2,555,868.00</b>	<b>2,555,868.00</b>	<b>1,304,190.30</b>	<b>177,537.89</b>	<b>10,053.75</b>	<b>1,241,623.95</b>	<b>51.4%</b>

**011 PURCHASING**

01101115 500600 STAFF EMPLOYEES	360,531.00	413,431.00	198,386.01	26,406.49	.00	215,044.99	48.0
01101115 510100 FICA	22,354.00	25,634.00	11,876.68	1,582.62	.00	13,757.32	46.3

**BUDGET SUMMARIES REPORT**  
ACCOUNT SUMMARY APRIL 2024

FOR 2024 07

	ORIGINAL APPROP	REVISED BUDGET	YTD ACTUAL	MTD ACTUAL	ENCUMBRANCES	AVAILABLE BUDGET	PCT USE/COL
01101115 510200 MEDICARE	5,228.00	5,995.00	2,777.60	370.12	.00	3,217.40	46.3
01101115 510300 RETIREMENT	48,192.00	54,487.00	22,040.58	2,933.74	.00	32,446.42	40.5
01101115 510400 GROUP HEALTH INSUR	36,029.00	43,560.00	19,565.64	2,301.84	.00	23,994.36	44.9
01101115 510500 GROUP DENTAL INSUR	2,397.00	2,812.00	1,129.32	133.84	.00	1,682.68	40.2
01101115 510600 LIFE INSURANCE	360.00	420.00	185.92	22.40	.00	234.08	44.3
01101115 510700 UNEMPLOYMENT INSUR	469.00	522.00	232.01	29.04	.00	289.99	44.4
01101115 510900 WORKER'S COMPENSAT	973.00	1,116.00	535.64	71.30	.00	580.36	48.0
01101115 520100 SUPPLIES/OTH OPER	3,500.00	3,500.00	1,061.72	84.63	530.53	1,907.75	45.5
01101115 530100 EQUIPMENT OPER/MAI	200.00	200.00	.00	.00	.00	200.00	.0
01101115 530200 VEHICLE OPERATION/	950.00	950.00	287.04	144.67	504.77	158.19	83.3
01101115 550300 TRAVEL AND TRAININ	5,000.00	5,000.00	694.00	694.00	.00	4,306.00	13.9
01101115 550500 ASSOCIATION DUES	1,100.00	1,100.00	480.00	.00	.00	620.00	43.6
01101115 562200 CONTRACT SERVICES	990.00	990.00	.00	.00	.00	990.00	.0
01101115 570100 RENTALS AND LEASES	23,143.00	23,143.00	11,571.36	.00	11,571.36	.28	100.0
<b>TOTAL PURCHASING</b>	<b>511,416.00</b>	<b>582,860.00</b>	<b>270,823.52</b>	<b>34,774.69</b>	<b>12,606.66</b>	<b>299,429.82</b>	<b>48.6%</b>

**012 AUDITOR**

01101215 500200 APPOINTED OFFICIAL	139,396.00	139,396.00	78,197.18	10,345.82	.00	61,198.82	56.1
01101215 500600 STAFF EMPLOYEES	1,141,640.00	1,141,640.00	501,506.29	75,944.04	.00	640,133.71	43.9
01101215 500700 OVERTIME COMPENSAT	500.00	500.00	38.04	9.54	.00	461.96	7.6
01101215 500800 TEMPORARY	9,300.00	9,300.00	5,315.66	718.88	.00	3,984.34	57.2
01101215 500900 PART TIME POSITION	26,229.00	26,229.00	.00	.00	.00	26,229.00	.0
01101215 510100 FICA	81,379.00	81,379.00	34,853.49	5,101.35	.00	46,525.51	42.8
01101215 510200 MEDICARE	19,032.00	19,032.00	8,151.18	1,193.05	.00	10,880.82	42.8
01101215 510300 RETIREMENT	144,793.00	144,793.00	64,409.35	9,587.86	.00	80,383.65	44.5
01101215 510400 GROUP HEALTH INSUR	143,092.00	143,092.00	65,319.55	11,849.04	.00	77,772.45	45.6
01101215 510500 GROUP DENTAL INSUR	7,614.00	7,614.00	3,549.54	620.46	.00	4,064.46	46.6
01101215 510600 LIFE INSURANCE	1,080.00	1,080.00	443.52	76.16	.00	636.48	41.1
01101215 510700 UNEMPLOYMENT INSUR	1,706.00	1,706.00	677.67	95.72	.00	1,028.33	39.7
01101215 510900 WORKER'S COMPENSAT	3,544.00	3,544.00	1,579.83	234.97	.00	1,964.17	44.6
01101215 520100 SUPPLIES/OTH OPER	13,571.00	13,571.00	9,771.37	2,951.70	3,700.14	99.49	99.3
01101215 523000 NON-CAPITAL SOFTWA	3,000.00	3,000.00	.00	.00	.00	3,000.00	.0
01101215 530100 EQUIPMENT OPER/MAI	1,000.00	1,000.00	.00	.00	.00	1,000.00	.0
01101215 540100 COMMUNICATIONS - M	540.00	540.00	111.00	22.20	155.80	273.20	49.4
01101215 550300 TRAVEL AND TRAININ	25,439.00	25,439.00	19,341.94	248.50	.00	6,097.06	76.0
01101215 550500 ASSOCIATION DUES	5,035.00	5,035.00	4,291.97	4,290.00	.00	743.03	85.2
01101215 580100 INSURANCE AND BOND	200.00	200.00	92.50	.00	.00	107.50	46.3
<b>TOTAL AUDITOR</b>	<b>1,768,090.00</b>	<b>1,768,090.00</b>	<b>797,650.08</b>	<b>123,289.29</b>	<b>3,855.94</b>	<b>966,583.98</b>	<b>45.3%</b>

**013 HUMAN RESOURCES**

01101315 500600 STAFF EMPLOYEES	584,171.00	584,171.00	362,495.76	48,884.71	.00	221,675.24	62.1
---------------------------------	------------	------------	------------	-----------	-----	------------	------

**BUDGET SUMMARIES REPORT**  
ACCOUNT SUMMARY APRIL 2024

FOR 2024 07

	ORIGINAL APPROP	REVISED BUDGET	YTD ACTUAL	MTD ACTUAL	ENCUMBRANCES	AVAILABLE BUDGET	PCT USE/COL
01101315 500800 TEMPORARY	18,000.00	18,000.00	3,048.00	56.00	.00	14,952.00	16.9
01101315 510100 FICA	40,514.00	40,514.00	21,266.43	2,818.83	.00	19,247.57	52.5
01101315 510200 MEDICARE	9,475.00	9,475.00	4,973.66	659.25	.00	4,501.34	52.5
01101315 510300 RETIREMENT	64,901.00	64,901.00	40,273.38	5,431.12	.00	24,627.62	62.1
01101315 510400 GROUP HEALTH INSUR	68,271.00	68,271.00	43,734.20	5,897.30	.00	24,536.80	64.1
01101315 510500 GROUP DENTAL INSUR	3,617.00	3,617.00	2,147.18	292.16	.00	1,469.82	59.4
01101315 510600 LIFE INSURANCE	480.00	480.00	244.16	35.84	.00	235.84	50.9
01101315 510700 UNEMPLOYMENT INSUR	850.00	850.00	426.50	53.86	.00	423.50	50.2
01101315 510900 WORKER'S COMPENSAT	1,765.00	1,765.00	987.13	132.18	.00	777.87	55.9
01101315 520100 SUPPLIES/OTH OPER	106,150.00	91,150.00	39,536.37	6,496.34	6,837.35	44,776.28	50.9
01101315 522800 LAW BOOKS	2,500.00	2,500.00	.00	.00	.00	2,500.00	.0
01101315 540100 COMMUNICATIONS - M	5,712.00	5,712.00	1,795.66	303.92	3,004.34	912.00	84.0
01101315 550300 TRAVEL AND TRAININ	20,000.00	20,000.00	10,557.90	2,201.19	550.20	8,891.90	55.5
01101315 550500 ASSOCIATION DUES	3,430.00	3,430.00	2,448.00	.00	.00	982.00	71.4
01101315 561400 PROFESSIONAL SERVI	85,000.00	85,000.00	32,971.20	1,884.95	22,748.00	29,280.80	65.6
01101315 561500 PROFESSIONAL DEVEL	25,000.00	25,000.00	46.90	.00	.00	24,953.10	.2
01101315 570100 RENTALS AND LEASES	1,000.00	1,000.00	.00	.00	.00	1,000.00	.0
<b>TOTAL HUMAN RESOURCES</b>	<b>1,040,836.00</b>	<b>1,025,836.00</b>	<b>566,952.43</b>	<b>75,147.65</b>	<b>33,139.89</b>	<b>425,743.68</b>	<b>58.5%</b>

**014 COURTS**

01101420 500100 ELECTED OFFICIALS	634,839.00	634,839.00	355,961.40	47,461.52	.00	278,877.60	56.1
01101420 500200 APPOINTED OFFICIAL	2,135,216.00	2,135,216.00	1,288,031.10	169,837.28	.00	847,184.90	60.3
01101420 500600 STAFF EMPLOYEES	1,108,237.00	1,108,237.00	525,479.32	68,086.13	.00	582,757.68	47.4
01101420 500800 TEMPORARY	101,000.00	101,000.00	35,588.75	-1,107.50	.00	65,411.25	35.2
01101420 500900 PART TIME POSITION	25,000.00	25,000.00	7,200.93	.00	.00	17,799.07	28.8
01101420 501000 SUPPLEMENTAL SALAR	31,200.00	31,200.00	12,000.00	1,600.00	.00	19,200.00	38.5
01101420 510100 FICA	248,266.00	248,266.00	132,893.29	17,494.01	.00	115,372.71	53.5
01101420 510200 MEDICARE	58,062.00	58,062.00	31,225.27	4,091.25	.00	26,836.73	53.8
01101420 510300 RETIREMENT	433,655.00	433,655.00	243,161.02	31,883.94	.00	190,493.98	56.1
01101420 510400 GROUP HEALTH INSUR	483,278.00	483,278.00	255,971.91	34,132.57	.00	227,306.09	53.0
01101420 510500 GROUP DENTAL INSUR	23,005.00	23,005.00	12,330.64	1,670.02	.00	10,674.36	53.6
01101420 510600 LIFE INSURANCE	3,120.00	3,120.00	1,479.24	197.80	.00	1,640.76	47.4
01101420 510700 UNEMPLOYMENT INSUR	4,380.00	4,380.00	2,318.08	285.31	.00	2,061.92	52.9
01101420 510900 WORKER'S COMPENSAT	9,097.00	9,097.00	5,118.29	668.19	.00	3,978.71	56.3
01101420 520100 SUPPLIES/OTH OPER	50,000.00	50,000.00	14,410.94	1,656.36	12,903.00	22,686.06	54.6
01101420 522800 LAW BOOKS	10,000.00	10,000.00	10,015.30	.00	.00	-15.30	100.2
01101420 523100 NON-CAPITAL EQUIPM	10,000.00	10,000.00	.00	.00	.00	10,000.00	.0
01101420 540100 COMMUNICATIONS - M	6,700.00	6,700.00	3,349.38	441.17	3,344.38	6.24	99.9
01101420 550300 TRAVEL AND TRAININ	60,000.00	60,000.00	15,501.89	6,196.57	2,600.00	41,898.11	30.2
01101420 550500 ASSOCIATION DUES	11,870.00	11,870.00	250.00	.00	400.00	11,220.00	5.5

**BUDGET SUMMARIES REPORT**  
ACCOUNT SUMMARY APRIL 2024

FOR 2024 07

	ORIGINAL APPROP	REVISED BUDGET	YTD ACTUAL	MTD ACTUAL	ENCUMBRANCES	AVAILABLE BUDGET	PCT USE/COL
01101420 580100 INSURANCE AND BOND	10,000.00	10,000.00	.00	.00	71.00	9,929.00	.7
TOTAL COURTS	5,456,925.00	5,456,925.00	2,952,286.75	384,594.62	19,318.38	2,485,319.87	54.5%

**015 APPELLATE COURTS**

01101520 501000 SUPPLEMENTAL SALAR	19,280.00	19,280.00	11,122.80	1,483.04	.00	8,157.20	57.7
01101520 510100 FICA	1,195.00	1,195.00	689.64	91.96	.00	505.36	57.7
01101520 510200 MEDICARE	280.00	280.00	161.40	21.52	.00	118.60	57.6
01101520 510300 RETIREMENT	2,142.00	2,142.00	1,236.00	164.80	.00	906.00	57.7
01101520 510500 GROUP DENTAL INSUR	415.00	415.00	.00	.00	.00	415.00	.0
01101520 510600 LIFE INSURANCE	240.00	240.00	.00	.00	.00	240.00	.0
01101520 510900 WORKER'S COMPENSAT	52.00	52.00	.00	.00	.00	52.00	.0
TOTAL APPELLATE COURTS	23,604.00	23,604.00	13,209.84	1,761.32	.00	10,394.16	56.0%

**023 DISTRICT CLERK**

01102320 500100 ELECTED OFFICIALS	87,165.00	87,165.00	50,221.77	6,705.00	.00	36,943.23	57.6
01102320 500600 STAFF EMPLOYEES	1,359,875.00	1,359,875.00	722,893.07	95,701.96	.00	636,981.93	53.2
01102320 500700 OVERTIME COMPENSAT	12,000.00	12,000.00	.00	.00	.00	12,000.00	.0
01102320 500800 TEMPORARY	35,000.00	35,000.00	9,924.92	1,660.26	.00	25,075.08	28.4
01102320 510100 FICA	92,630.00	92,630.00	45,811.35	6,088.79	.00	46,818.65	49.5
01102320 510200 MEDICARE	21,796.00	21,796.00	10,714.22	1,423.99	.00	11,081.78	49.2
01102320 510300 RETIREMENT	162,099.00	162,099.00	85,892.69	11,377.34	.00	76,206.31	53.0
01102320 510400 GROUP HEALTH INSUR	237,068.00	237,068.00	161,274.11	21,195.07	.00	75,793.89	68.0
01102320 510500 GROUP DENTAL INSUR	12,865.00	12,865.00	7,263.57	953.53	.00	5,601.43	56.5
01102320 510600 LIFE INSURANCE	1,860.00	1,860.00	1,001.28	132.16	.00	858.72	53.8
01102320 510700 UNEMPLOYMENT INSUR	1,829.00	1,829.00	913.49	114.46	.00	915.51	49.9
01102320 510900 WORKER'S COMPENSAT	4,009.00	4,009.00	1,978.75	262.90	.00	2,030.25	49.4
01102320 520100 SUPPLIES/OTH OPER	98,940.00	98,440.00	38,735.76	3,088.30	34,085.77	25,618.47	74.0
01102320 522800 LAW BOOKS	200.00	200.00	.00	.00	.00	200.00	.0
01102320 530100 EQUIPMENT OPER/MAI	500.00	500.00	.00	.00	.00	500.00	.0
01102320 540100 COMMUNICATIONS - M	.00	500.00	208.43	56.65	202.67	88.90	82.2
01102320 550300 TRAVEL AND TRAININ	13,000.00	13,000.00	2,825.87	.00	.00	10,174.13	21.7
01102320 550500 ASSOCIATION DUES	200.00	200.00	.00	.00	.00	200.00	.0
TOTAL DISTRICT CLERK	2,141,036.00	2,141,036.00	1,139,659.28	148,760.41	34,288.44	967,088.28	54.8%

**030 JUDICIAL COMPLIANCE**

01103010 500600 STAFF EMPLOYEES	332,158.00	332,158.00	174,595.49	20,517.64	.00	157,562.51	52.6
---------------------------------	------------	------------	------------	-----------	-----	------------	------



**BUDGET SUMMARIES REPORT**  
ACCOUNT SUMMARY APRIL 2024

FOR 2024 07

	ORIGINAL APPROP	REVISED BUDGET	YTD ACTUAL	MTD ACTUAL	ENCUMBRANCES	AVAILABLE BUDGET	PCT USE/COL
01103010 510100 FICA	20,593.00	20,593.00	10,447.68	1,218.30	.00	10,145.32	50.7
01103010 510200 MEDICARE	4,817.00	4,817.00	2,443.40	284.92	.00	2,373.60	50.7
01103010 510300 RETIREMENT	34,729.00	34,729.00	19,397.41	2,279.49	.00	15,331.59	55.9
01103010 510400 GROUP HEALTH INSUR	45,186.00	45,186.00	26,567.94	3,376.38	.00	18,618.06	58.8
01103010 510500 GROUP DENTAL INSUR	2,548.00	2,548.00	1,457.72	172.30	.00	1,090.28	57.2
01103010 510600 LIFE INSURANCE	360.00	360.00	197.12	22.40	.00	162.88	54.8
01103010 510700 UNEMPLOYMENT INSUR	431.00	431.00	204.34	22.56	.00	226.66	47.4
01103010 510900 WORKER'S COMPENSAT	897.00	897.00	471.28	55.38	.00	425.72	52.5
01103010 520100 SUPPLIES/OTH OPER	2,850.00	2,850.00	115.57	115.57	.00	2,734.43	4.1
01103010 550300 TRAVEL AND TRAININ	3,500.00	3,500.00	.00	.00	.00	3,500.00	.0
01103010 550500 ASSOCIATION DUES	300.00	300.00	300.00	300.00	.00	.00	100.0
<b>TOTAL JUDICIAL COMPLIANCE</b>	<b>448,369.00</b>	<b>448,369.00</b>	<b>236,197.95</b>	<b>28,364.94</b>	<b>.00</b>	<b>212,171.05</b>	<b>52.7%</b>

**031 JUSTICE OF THE PEACE PCT 1**

01103120 500100 ELECTED OFFICIALS	87,165.00	87,165.00	50,221.77	6,705.00	.00	36,943.23	57.6
01103120 500600 STAFF EMPLOYEES	193,343.00	193,343.00	104,884.60	14,456.94	.00	88,458.40	54.2
01103120 510100 FICA	17,393.00	17,393.00	9,098.85	1,243.08	.00	8,294.15	52.3
01103120 510200 MEDICARE	4,285.00	4,285.00	2,127.96	290.72	.00	2,157.04	49.7
01103120 510300 RETIREMENT	31,165.00	31,165.00	17,232.25	2,351.08	.00	13,932.75	55.3
01103120 510400 GROUP HEALTH INSUR	58,331.00	58,331.00	29,873.82	3,911.54	.00	28,457.18	51.2
01103120 510500 GROUP DENTAL INSUR	2,756.00	2,756.00	1,580.85	210.78	.00	1,175.15	57.4
01103120 510600 LIFE INSURANCE	312.00	312.00	165.76	22.40	.00	146.24	53.1
01103120 510700 UNEMPLOYMENT INSUR	251.00	251.00	122.33	15.88	.00	128.67	48.7
01103120 510900 WORKER'S COMPENSAT	748.00	748.00	283.24	39.04	.00	464.76	37.9
01103120 520100 SUPPLIES/OTH OPER	470.00	4,700.00	2,813.19	617.06	995.88	890.93	81.0
01103120 550300 TRAVEL AND TRAININ	200.00	200.00	150.00	.00	.00	50.00	75.0
01103120 580100 INSURANCE AND BOND	150.00	150.00	.00	.00	.00	150.00	.0
<b>TOTAL JUSTICE OF THE PEACE PCT</b>	<b>396,569.00</b>	<b>400,799.00</b>	<b>218,554.62</b>	<b>29,863.52</b>	<b>995.88</b>	<b>181,248.50</b>	<b>54.8%</b>

**032 JUSTICE OF THE PEACE PCT 2**

01103220 500100 ELECTED OFFICIALS	87,165.00	87,165.00	50,221.77	6,705.00	.00	36,943.23	57.6
01103220 500600 STAFF EMPLOYEES	173,124.00	173,124.00	93,441.60	12,816.15	.00	79,682.40	54.0
01103220 500900 PART TIME POSITION	7,917.00	7,917.00	.00	.00	.00	7,917.00	.0
01103220 510100 FICA	16,630.00	16,630.00	8,506.14	1,157.83	.00	8,123.86	51.1
01103220 510200 MEDICARE	4,030.00	4,030.00	1,989.44	270.79	.00	2,040.56	49.4
01103220 510300 RETIREMENT	29,798.00	29,798.00	15,961.02	2,168.80	.00	13,836.98	53.6

**BUDGET SUMMARIES REPORT**  
ACCOUNT SUMMARY APRIL 2024

FOR 2024 07

	ORIGINAL APPROP	REVISED BUDGET	YTD ACTUAL	MTD ACTUAL	ENCUMBRANCES	AVAILABLE BUDGET	PCT USE/COL
01103220 510400 GROUP HEALTH INSUR	34,476.00	34,476.00	22,477.77	2,651.76	.00	11,998.23	65.2
01103220 510500 GROUP DENTAL INSUR	2,490.00	2,490.00	962.76	109.54	.00	1,527.24	38.7
01103220 510600 LIFE INSURANCE	360.00	360.00	154.56	17.92	.00	205.44	42.9
01103220 510700 UNEMPLOYMENT INSUR	235.00	235.00	109.29	14.10	.00	125.71	46.5
01103220 510900 WORKER'S COMPENSAT	488.00	488.00	252.26	34.60	.00	235.74	51.7
01103220 520100 SUPPLIES/OTH OPER	6,000.00	6,000.00	2,034.00	504.80	1,995.80	1,970.20	67.2
01103220 550300 TRAVEL AND TRAININ	5,700.00	5,700.00	.00	.00	.00	5,700.00	.0
01103220 550500 ASSOCIATION DUES	705.00	705.00	135.00	135.00	115.00	455.00	35.5
01103220 580100 INSURANCE AND BOND	249.00	249.00	.00	.00	.00	249.00	.0
<b>TOTAL JUSTICE OF THE PEACE PCT</b>	<b>369,367.00</b>	<b>369,367.00</b>	<b>196,245.61</b>	<b>26,586.29</b>	<b>2,110.80</b>	<b>171,010.59</b>	<b>53.7%</b>

**033 JUSTICE OF THE PEACE PCT 3**

01103320 500100 ELECTED OFFICIALS	87,165.00	87,165.00	50,221.77	6,705.00	.00	36,943.23	57.6
01103320 500600 STAFF EMPLOYEES	190,580.00	190,580.00	106,316.21	14,136.64	.00	84,263.79	55.8
01103320 500800 TEMPORARY	10,000.00	10,000.00	3,442.50	705.00	.00	6,557.50	34.4
01103320 510100 FICA	17,840.00	17,840.00	9,339.22	1,258.69	.00	8,500.78	52.3
01103320 510200 MEDICARE	4,391.00	4,391.00	2,184.21	294.39	.00	2,206.79	49.7
01103320 510300 RETIREMENT	30,858.00	30,858.00	17,391.23	2,315.48	.00	13,466.77	56.4
01103320 510400 GROUP HEALTH INSUR	60,658.00	60,658.00	31,475.25	4,196.70	.00	29,182.75	51.9
01103320 510500 GROUP DENTAL INSUR	3,146.00	3,146.00	1,494.30	199.24	.00	1,651.70	47.5
01103320 510600 LIFE INSURANCE	312.00	312.00	168.00	22.40	.00	144.00	53.8
01103320 510700 UNEMPLOYMENT INSUR	261.00	261.00	128.09	16.32	.00	132.91	49.1
01103320 510900 WORKER'S COMPENSAT	767.00	767.00	296.30	40.07	.00	470.70	38.6
01103320 520100 SUPPLIES/OTH OPER	8,000.00	8,000.00	2,234.73	320.31	418.03	5,347.24	33.2
01103320 522800 LAW BOOKS	1,000.00	1,000.00	.00	.00	.00	1,000.00	.0
01103320 550300 TRAVEL AND TRAININ	10,000.00	10,000.00	2,735.66	696.59	.00	7,264.34	27.4
01103320 550500 ASSOCIATION DUES	715.00	715.00	70.00	.00	510.00	135.00	81.1
01103320 561400 PROFESSIONAL SERVI	2,000.00	2,000.00	.00	.00	.00	2,000.00	.0
01103320 580100 INSURANCE AND BOND	200.00	200.00	.00	.00	.00	200.00	.0
01103320 599900 OTHER CHARGES	1,000.00	1,000.00	.00	.00	1,000.00	.00	100.0
<b>TOTAL JUSTICE OF THE PEACE PCT</b>	<b>428,893.00</b>	<b>428,893.00</b>	<b>227,497.47</b>	<b>30,906.83</b>	<b>1,928.03</b>	<b>199,467.50</b>	<b>53.5%</b>

**034 JUSTICE OF THE PEACE PCT 4**

01103420 500100 ELECTED OFFICIALS	87,165.00	87,165.00	50,221.77	6,705.00	.00	36,943.23	57.6
01103420 500600 STAFF EMPLOYEES	194,846.00	194,846.00	108,631.33	14,120.60	.00	86,214.67	55.8
01103420 510100 FICA	17,608.00	17,608.00	9,180.54	1,202.39	.00	8,427.46	52.1

**BUDGET SUMMARIES REPORT**  
ACCOUNT SUMMARY APRIL 2024

FOR 2024 07

	ORIGINAL APPROP	REVISED BUDGET	YTD ACTUAL	MTD ACTUAL	ENCUMBRANCES	AVAILABLE BUDGET	PCT USE/COL
01103420 510200 MEDICARE	4,119.00	4,119.00	2,147.14	281.21	.00	1,971.86	52.1
01103420 510300 RETIREMENT	31,553.00	31,553.00	17,648.52	2,313.72	.00	13,904.48	55.9
01103420 510400 GROUP HEALTH INSUR	69,966.00	69,966.00	32,987.48	4,166.56	.00	36,978.52	47.1
01103420 510500 GROUP DENTAL INSUR	2,834.00	2,834.00	1,445.98	186.80	.00	1,388.02	51.0
01103420 510600 LIFE INSURANCE	312.00	312.00	154.08	19.76	.00	157.92	49.4
01103420 510700 UNEMPLOYMENT INSUR	256.00	256.00	126.80	15.52	.00	129.20	49.5
01103420 510900 WORKER'S COMPENSAT	532.00	532.00	293.28	38.12	.00	238.72	55.1
01103420 520100 SUPPLIES/OTH OPER	6,000.00	6,000.00	3,319.09	75.25	1,961.58	719.33	88.0
01103420 522800 LAW BOOKS	250.00	250.00	.00	.00	.00	250.00	.0
01103420 550300 TRAVEL AND TRAININ	3,500.00	3,500.00	1,468.30	.00	.00	2,031.70	42.0
01103420 550500 ASSOCIATION DUES	350.00	350.00	130.00	.00	.00	220.00	37.1
<b>TOTAL JUSTICE OF THE PEACE PCT</b>	<b>419,291.00</b>	<b>419,291.00</b>	<b>227,754.31</b>	<b>29,124.93</b>	<b>1,961.58</b>	<b>189,575.11</b>	<b>54.8%</b>
<b>038 CENTRAL JURY</b>							
01103820 520100 SUPPLIES/OTH OPER	27,260.00	27,260.00	2,132.79	1,518.47	867.21	24,260.00	11.0
01103820 590100 JURY PAY	350,000.00	350,000.00	106,914.85	4,665.00	4,000.00	239,085.15	31.7
<b>TOTAL CENTRAL JURY</b>	<b>377,260.00</b>	<b>377,260.00</b>	<b>109,047.64</b>	<b>6,183.47</b>	<b>4,867.21</b>	<b>263,345.15</b>	<b>30.2%</b>
<b>039 JUDICIAL</b>							
01103920 522800 LAW BOOKS	11,000.00	11,000.00	4,924.50	793.00	4,942.00	1,133.50	89.7
01103920 560100 APPOINTED ATTYS-CI	1,062,000.00	1,062,000.00	521,260.94	55,167.00	.00	540,739.06	49.1
01103920 560200 APPOINTED ATTYS-CR	65,000.00	65,000.00	877.50	270.00	.00	64,122.50	1.4
01103920 560300 APPOINTED ATTYS-JU	140,000.00	140,000.00	72,000.00	13,080.00	.00	68,000.00	51.4
01103920 560400 APPOINTED ATTYS-ME	25,000.00	25,000.00	14,572.50	3,125.00	.00	10,427.50	58.3
01103920 560500 COURT REPORTER TRA	140,000.00	140,000.00	119,815.50	27,861.50	.00	20,184.50	85.6
01103920 560700 APPTD JUDGE/REPTE	70,000.00	70,000.00	31,733.42	2,849.58	.00	38,266.58	45.3
01103920 560800 WITNESS/INTERPRETE	45,000.00	45,000.00	26,920.68	7,878.92	680.57	17,398.75	61.3
01103920 561100 INMATE MEDICAL	10,000.00	10,000.00	2,456.00	1,220.00	.00	7,544.00	24.6
01103920 561400 PROFESSIONAL SERVI	180,000.00	180,000.00	92,693.75	24,618.75	.00	87,306.25	51.5
01103920 562200 CONTRACT SERVICES	6,139,685.00	6,139,685.00	4,887,741.93	1,190,417.16	1,248,822.07	3,121.00	99.9
01103920 562320 EXPERT WITNESS-JUV	560.00	560.00	.00	.00	.00	560.00	.0
01103920 562700 EXPERT WITNESS-CRI	150,000.00	150,000.00	22,753.92	.00	.00	127,246.08	15.2
01103920 564100 INVESTIGATOR EXP-C	1,000.00	1,000.00	.00	.00	.00	1,000.00	.0
01103920 564210 INVESTIGATOR EXP-C	150,000.00	150,000.00	47,830.63	.00	.00	102,169.37	31.9
01103920 564300 INVESTIGATOR EXP-J	300.00	300.00	.00	.00	.00	300.00	.0
01103920 590200 JURY EXPENSE	3,000.00	3,000.00	663.18	135.23	2,336.82	.00	100.0

**BUDGET SUMMARIES REPORT**  
ACCOUNT SUMMARY APRIL 2024

FOR 2024 07

	ORIGINAL APPROP	REVISED BUDGET	YTD ACTUAL	MTD ACTUAL	ENCUMBRANCES	AVAILABLE BUDGET	PCT USE/COL
01103920 599960 JUDICIAL SUPPORT	66,538.00	66,538.00	65,024.19	.00	.00	1,513.81	97.7
TOTAL JUDICIAL	8,259,083.00	8,259,083.00	5,911,268.64	1,327,416.14	1,256,781.46	1,091,032.90	86.8%

**040 DISTRICT ATTORNEY**

01104025 500100 ELECTED OFFICIALS	30,000.00	30,000.00	17,307.75	2,307.70	.00	12,692.25	57.7
01104025 500200 APPOINTED OFFICIAL	312,629.00	312,629.00	183,467.07	24,617.38	.00	129,161.93	58.7
01104025 500600 STAFF EMPLOYEES	6,398,103.00	6,650,103.00	3,382,160.15	469,462.77	.00	3,267,942.85	50.9
01104025 500700 OVERTIME COMPENSAT	5,720.00	25,720.00	16,842.50	150.00	.00	8,877.50	65.5
01104025 500800 TEMPORARY	54,065.00	54,065.00	6,655.50	864.00	.00	47,409.50	12.3
01104025 500900 PART TIME POSITION	52,366.00	52,366.00	26,027.54	3,397.29	.00	26,338.46	49.7
01104025 501301 LONGEVITY CDA	.00	.00	16,620.00	16,620.00	.00	-16,620.00	100.0
01104025 510100 FICA	424,878.00	441,742.00	220,790.63	31,035.16	.00	220,951.37	50.0
01104025 510200 MEDICARE	99,366.00	103,310.00	51,636.61	7,258.20	.00	51,673.39	50.0
01104025 510300 RETIREMENT	755,349.00	787,717.00	408,293.35	57,389.35	.00	379,423.65	51.8
01104025 510400 GROUP HEALTH INSUR	656,659.00	679,252.00	353,655.66	49,778.80	.00	325,596.34	52.1
01104025 510500 GROUP DENTAL INSUR	32,785.00	34,031.00	17,932.61	2,489.13	.00	16,098.39	52.7
01104025 510600 LIFE INSURANCE	4,740.00	4,920.00	2,470.42	346.71	.00	2,449.58	50.2
01104025 510700 UNEMPLOYMENT INSUR	8,870.00	9,142.00	4,263.44	566.73	.00	4,878.56	46.6
01104025 510900 WORKER'S COMPENSAT	18,422.00	19,156.00	9,896.96	1,390.83	.00	9,259.04	51.7
01104025 520100 SUPPLIES/OTH OPER	54,245.00	54,245.00	14,747.78	535.00	18,337.24	21,159.98	61.0
01104025 522800 LAW BOOKS	21,000.00	21,000.00	12,146.05	1,764.13	8,853.95	.00	100.0
01104025 530100 EQUIPMENT OPER/MAI	5,600.00	5,600.00	.00	.00	.00	5,600.00	.0
01104025 530200 VEHICLE OPERATION/	35,000.00	35,000.00	12,539.25	1,995.69	18,515.30	3,945.45	88.7
01104025 550300 TRAVEL AND TRAININ	14,250.00	14,250.00	8,512.55	.00	.00	5,737.45	59.7
01104025 550500 ASSOCIATION DUES	9,000.00	9,000.00	.00	.00	7,599.00	1,401.00	84.4
01104025 560600 TRANSCRIPTIONS & A	40,000.00	40,000.00	9,505.17	745.50	.00	30,494.83	23.8
01104025 561400 PROFESSIONAL SERVI	4,000.00	4,000.00	2,031.69	536.55	.00	1,968.31	50.8
01104025 562200 CONTRACT SERVICES	196,000.00	196,000.00	83,260.29	16,065.76	112,739.71	.00	100.0
01104025 562700 EXPERT WITNESS-CRI	90,000.00	90,000.00	8,000.00	1,500.00	45,000.00	37,000.00	58.9
01104025 580100 INSURANCE AND BOND	100.00	100.00	.00	.00	.00	100.00	.0
01104025 604000 CAPITAL OUTLAY-DIS	78,000.00	78,000.00	78,000.00	.00	31,897.68	-31,897.68	140.9
TOTAL DISTRICT ATTORNEY	9,401,147.00	9,751,348.00	4,946,762.97	690,816.68	242,942.88	4,561,642.15	53.2%

**041 CONSTABLE PCT 1**

01104130 500100 ELECTED OFFICIALS	66,575.00	66,575.00	38,358.94	5,121.22	.00	28,216.06	57.6
01104130 500600 STAFF EMPLOYEES	90,540.00	90,540.00	39,137.79	7,278.29	.00	51,402.21	43.2

**BUDGET SUMMARIES REPORT**  
ACCOUNT SUMMARY APRIL 2024

FOR 2024 07

	ORIGINAL APPROP	REVISED BUDGET	YTD ACTUAL	MTD ACTUAL	ENCUMBRANCES	AVAILABLE BUDGET	PCT USE/COL
01104130 510100 FICA	9,741.00	9,741.00	4,759.68	758.19	.00	4,981.32	48.9
01104130 510200 MEDICARE	2,278.00	2,278.00	1,113.17	177.32	.00	1,164.83	48.9
01104130 510300 RETIREMENT	17,456.00	17,456.00	8,609.84	1,377.58	.00	8,846.16	49.3
01104130 510400 GROUP HEALTH INSUR	22,593.00	22,593.00	8,631.90	1,726.38	.00	13,961.10	38.2
01104130 510500 GROUP DENTAL INSUR	1,245.00	1,245.00	470.70	94.14	.00	774.30	37.8
01104130 510600 LIFE INSURANCE	198.00	198.00	67.20	13.44	.00	130.80	33.9
01104130 510700 UNEMPLOYMENT INSUR	118.00	118.00	44.40	8.02	.00	73.60	37.6
01104130 510900 WORKER'S COMPENSAT	6,113.00	6,113.00	1,358.15	307.15	.00	4,754.85	22.2
01104130 520100 SUPPLIES/OTH OPER	2,100.00	2,100.00	1,233.71	79.77	.00	866.29	58.7
01104130 522400 UNIFORMS	2,000.00	2,000.00	466.79	.00	891.63	641.58	67.9
01104130 523100 NON-CAPITAL EQUIPM	9,795.00	9,795.00	4,384.33	.00	.00	5,410.67	44.8
01104130 530100 EQUIPMENT OPER/MAI	300.00	300.00	.00	.00	.00	300.00	.0
01104130 530200 VEHICLE OPERATION/	21,000.00	21,000.00	2,942.16	532.17	9,389.25	8,668.59	58.7
01104130 540100 COMMUNICATIONS - M	3,510.00	3,510.00	587.66	149.00	1,412.34	1,510.00	57.0
01104130 550300 TRAVEL AND TRAININ	1,500.00	1,500.00	656.00	307.00	.00	844.00	43.7
01104130 550500 ASSOCIATION DUES	190.00	190.00	.00	.00	190.00	.00	100.0
<b>TOTAL CONSTABLE PCT 1</b>	<b>257,252.00</b>	<b>257,252.00</b>	<b>112,822.42</b>	<b>17,929.67</b>	<b>11,883.22</b>	<b>132,546.36</b>	<b>48.5%</b>

**042 CONSTABLE PCT 2**

01104230 500100 ELECTED OFFICIALS	66,575.00	66,575.00	37,933.19	5,121.22	.00	28,641.81	57.0
01104230 510100 FICA	4,128.00	4,128.00	2,204.38	297.85	.00	1,923.62	53.4
01104230 510200 MEDICARE	965.00	965.00	515.55	69.66	.00	449.45	53.4
01104230 510300 RETIREMENT	7,397.00	7,397.00	4,214.32	568.96	.00	3,182.68	57.0
01104230 510400 GROUP HEALTH INSUR	13,988.00	13,988.00	8,059.05	1,074.54	.00	5,928.95	57.6
01104230 510500 GROUP DENTAL INSUR	520.00	520.00	293.10	39.08	.00	226.90	56.4
01104230 510600 LIFE INSURANCE	78.00	78.00	33.60	4.48	.00	44.40	43.1
01104230 510900 WORKER'S COMPENSAT	2,809.00	2,809.00	.00	.00	.00	2,809.00	.0
01104230 520100 SUPPLIES/OTH OPER	2,500.00	2,500.00	629.86	216.41	.00	1,870.14	25.2
01104230 522800 LAW BOOKS	200.00	200.00	.00	.00	.00	200.00	.0
01104230 530100 EQUIPMENT OPER/MAI	300.00	300.00	.00	.00	.00	300.00	.0
01104230 530200 VEHICLE OPERATION/	9,000.00	9,000.00	2,096.41	179.70	2,694.18	4,209.41	53.2
01104230 540100 COMMUNICATIONS - M	4,000.00	4,000.00	300.28	.00	899.72	2,800.00	30.0
01104230 550300 TRAVEL AND TRAININ	1,425.00	1,425.00	.00	.00	.00	1,425.00	.0
01104230 550500 ASSOCIATION DUES	130.00	130.00	.00	.00	.00	130.00	.0
<b>TOTAL CONSTABLE PCT 2</b>	<b>114,015.00</b>	<b>114,015.00</b>	<b>56,279.74</b>	<b>7,571.90</b>	<b>3,593.90</b>	<b>54,141.36</b>	<b>52.5%</b>

**043 CONSTABLE PCT 3**

01104330 500100 ELECTED OFFICIALS	55,285.00	55,285.00	31,853.55	4,252.70	.00	23,431.45	57.6
-----------------------------------	-----------	-----------	-----------	----------	-----	-----------	------

**BUDGET SUMMARIES REPORT**  
ACCOUNT SUMMARY APRIL 2024

FOR 2024 07

	ORIGINAL APPROP	REVISED BUDGET	YTD ACTUAL	MTD ACTUAL	ENCUMBRANCES	AVAILABLE BUDGET	PCT USE/COL
01104330 510100 FICA	3,428.00	3,428.00	1,909.28	244.96	.00	1,518.72	55.7
01104330 510200 MEDICARE	802.00	802.00	446.53	57.30	.00	355.47	55.7
01104330 510300 RETIREMENT	6,142.00	6,142.00	3,538.96	472.48	.00	2,603.04	57.6
01104330 510400 GROUP HEALTH INSUR	7,531.00	7,531.00	2,802.59	896.70	.00	4,728.41	37.2
01104330 510500 GROUP DENTAL INSUR	416.00	416.00	145.37	35.54	.00	270.63	34.9
01104330 510600 LIFE INSURANCE	78.00	78.00	20.16	4.48	.00	57.84	25.8
01104330 510900 WORKER'S COMPENSAT	2,287.00	2,287.00	.00	.00	.00	2,287.00	.0
01104330 520100 SUPPLIES/OTH OPER	1,000.00	1,700.00	1,082.28	25.00	1.90	615.82	63.8
01104330 522400 UNIFORMS	1,500.00	1,500.00	1,160.45	147.50	.00	339.55	77.4
01104330 522800 LAW BOOKS	100.00	100.00	.00	.00	.00	100.00	.0
01104330 530100 EQUIPMENT OPER/MAI	8,000.00	8,000.00	2,910.31	77.34	1,227.75	3,861.94	51.7
01104330 530200 VEHICLE OPERATION/	10,000.00	9,020.00	3,502.51	198.87	4,458.26	1,059.23	88.3
01104330 540100 COMMUNICATIONS - M	1,200.00	1,480.00	997.75	74.50	185.65	296.60	80.0
01104330 550300 TRAVEL AND TRAININ	1,500.00	1,500.00	257.00	.00	.00	1,243.00	17.1
<b>TOTAL CONSTABLE PCT 3</b>	<b>99,269.00</b>	<b>99,269.00</b>	<b>50,626.74</b>	<b>6,487.37</b>	<b>5,873.56</b>	<b>42,768.70</b>	<b>56.9%</b>

**044 CONSTABLE PCT 4**

01104430 500100 ELECTED OFFICIALS	55,285.00	55,285.00	24,015.24	4,252.70	.00	31,269.76	43.4
01104430 510100 FICA	3,428.00	3,428.00	1,448.10	252.69	.00	1,979.90	42.2
01104430 510200 MEDICARE	802.00	802.00	338.67	59.10	.00	463.33	42.2
01104430 510300 RETIREMENT	6,142.00	6,142.00	2,668.12	472.48	.00	3,473.88	43.4
01104430 510400 GROUP HEALTH INSUR	13,988.00	13,988.00	1,975.92	575.46	.00	12,012.08	14.1
01104430 510500 GROUP DENTAL INSUR	728.00	728.00	162.48	54.16	.00	565.52	22.3
01104430 510600 LIFE INSURANCE	78.00	78.00	13.44	4.48	.00	64.56	17.2
01104430 510900 WORKER'S COMPENSAT	2,287.00	2,287.00	.00	.00	.00	2,287.00	.0
01104430 520100 SUPPLIES/OTH OPER	1,580.00	1,580.00	456.60	.00	664.73	458.67	71.0
01104430 522400 UNIFORMS	1,100.00	1,100.00	951.26	251.71	.00	148.74	86.5
01104430 530100 EQUIPMENT OPER/MAI	300.00	300.00	187.68	.00	.00	112.32	62.6
01104430 530200 VEHICLE OPERATION/	8,000.00	8,000.00	1,659.45	537.10	3,117.90	3,222.65	59.7
01104430 540100 COMMUNICATIONS - M	2,120.00	2,120.00	469.19	.00	565.38	1,085.43	48.8
01104430 550300 TRAVEL AND TRAININ	2,200.00	2,200.00	577.00	577.00	.00	1,623.00	26.2
01104430 550500 ASSOCIATION DUES	150.00	150.00	130.00	.00	.00	20.00	86.7
<b>TOTAL CONSTABLE PCT 4</b>	<b>98,188.00</b>	<b>98,188.00</b>	<b>35,053.15</b>	<b>7,036.88</b>	<b>4,348.01</b>	<b>58,786.84</b>	<b>40.1%</b>

**045 MEDICAL EXAMINER**

01104530 500200 APPOINTED OFFICIAL	135,188.00	135,188.00	77,965.14	10,385.24	.00	57,222.86	57.7
------------------------------------	------------	------------	-----------	-----------	-----	-----------	------

**BUDGET SUMMARIES REPORT**  
ACCOUNT SUMMARY APRIL 2024

FOR 2024 07

			ORIGINAL APPROP	REVISED BUDGET	YTD ACTUAL	MTD ACTUAL	ENCUMBRANCES	AVAILABLE BUDGET	PCT USE/COL
01104530	500600	STAFF EMPLOYEES	602,241.00	602,241.00	306,844.55	38,711.76	.00	295,396.45	51.0
01104530	500700	OVERTIME COMPENSAT	1,000.00	1,000.00	.00	.00	.00	1,000.00	.0
01104530	510100	FICA	45,782.00	45,782.00	23,217.29	2,976.42	.00	22,564.71	50.7
01104530	510200	MEDICARE	10,707.00	10,707.00	5,429.91	696.12	.00	5,277.09	50.7
01104530	510300	RETIREMENT	81,860.00	81,860.00	42,752.32	5,454.67	.00	39,107.68	52.2
01104530	510400	GROUP HEALTH INSUR	102,965.00	102,965.00	44,068.35	5,601.84	.00	58,896.65	42.8
01104530	510500	GROUP DENTAL INSUR	5,120.00	5,120.00	2,036.87	266.44	.00	3,083.13	39.8
01104530	510600	LIFE INSURANCE	780.00	780.00	336.00	44.80	.00	444.00	43.1
01104530	510700	UNEMPLOYMENT INSUR	960.00	960.00	448.61	54.00	.00	511.39	46.7
01104530	510900	WORKER'S COMPENSAT	9,082.00	9,082.00	4,733.14	603.88	.00	4,348.86	52.1
01104530	520100	SUPPLIES/OTH OPER	119,726.00	116,366.00	30,517.85	6,078.41	42,649.18	43,198.97	62.9
01104530	522400	UNIFORMS	5,000.00	5,000.00	1,182.72	.00	294.92	3,522.36	29.6
01104530	530100	EQUIPMENT OPER/MAI	.00	800.00	675.00	.00	125.00	.00	100.0
01104530	530200	VEHICLE OPERATION/	60,000.00	60,000.00	7,426.71	4,819.55	18,471.76	34,101.53	43.2
01104530	540100	COMMUNICATIONS - M	2,160.00	4,720.00	2,478.50	445.76	2,241.50	.00	100.0
01104530	550300	TRAVEL AND TRAININ	30,000.00	30,000.00	5,109.25	275.00	.00	24,890.75	17.0
01104530	550500	ASSOCIATION DUES	450.00	450.00	450.00	.00	.00	.00	100.0
01104530	561400	PROFESSIONAL SERVI	1,350,000.00	1,350,000.00	751,583.65	122,368.10	598,416.35	.00	100.0
01104530	562200	CONTRACT SERVICES	300,160.00	300,160.00	17,996.00	2,890.00	18,164.00	264,000.00	12.0
01104530	570200	BUILDING RENTAL	209,960.00	209,960.00	192,463.37	192,463.37	17,496.63	.00	100.0
01104530	580100	INSURANCE AND BOND	100.00	100.00	.00	.00	.00	100.00	.0
TOTAL MEDICAL EXAMINER			3,073,241.00	3,073,241.00	1,517,715.23	394,135.36	697,859.34	857,666.43	72.1%

**046 SHERIFF**

01104630	500100	ELECTED OFFICIALS	127,437.00	127,437.00	73,425.05	9,802.82	.00	54,011.95	57.6
01104630	500600	STAFF EMPLOYEES	11,319,003.00	11,392,989.00	6,028,844.54	813,738.06	.00	5,364,144.46	52.9
01104630	500700	OVERTIME COMPENSAT	315,000.00	315,000.00	334,679.28	74,914.77	.00	-19,679.28	106.2
01104630	500900	PART TIME POSITION	72,322.00	72,322.00	36,161.54	4,879.93	.00	36,160.46	50.0
01104630	501300	LONGEVITY	65,000.00	65,000.00	33,888.75	4,755.00	.00	31,111.25	52.1
01104630	501400	INCENTIVE PAY	325,400.00	325,400.00	213,106.66	28,215.47	.00	112,293.34	65.5
01104630	510100	FICA	751,671.00	756,258.00	399,309.47	55,993.48	.00	356,948.53	52.8
01104630	510200	MEDICARE	175,795.00	176,867.00	93,387.18	13,095.26	.00	83,479.82	52.8
01104630	510300	RETIREMENT	1,346,951.00	1,355,755.00	751,512.69	105,162.15	.00	604,242.31	55.4
01104630	510400	GROUP HEALTH INSUR	1,540,835.00	1,548,366.00	883,115.95	119,134.01	.00	665,250.05	57.0
01104630	510500	GROUP DENTAL INSUR	80,769.00	81,184.00	43,640.47	5,927.88	.00	37,543.53	53.8
01104630	510600	LIFE INSURANCE	10,320.00	10,380.00	5,159.53	704.96	.00	5,220.47	49.7
01104630	510700	UNEMPLOYMENT INSUR	12,596.00	12,669.00	7,809.48	1,030.38	.00	4,859.52	61.6
01104630	510900	WORKER'S COMPENSAT	506,246.00	509,368.00	282,354.72	39,530.92	.00	227,013.28	55.4
01104630	520100	SUPPLIES/OTH OPER	415,000.00	416,000.00	97,454.39	7,625.92	91,271.50	227,274.11	45.4
01104630	522400	UNIFORMS	196,000.00	199,800.00	41,136.32	2,670.01	142,694.99	15,968.69	92.0

**BUDGET SUMMARIES REPORT**  
ACCOUNT SUMMARY APRIL 2024

FOR 2024 07

	ORIGINAL APPROP	REVISED BUDGET	YTD ACTUAL	MTD ACTUAL	ENCUMBRANCES	AVAILABLE BUDGET	PCT USE/COL
01104630 522800 LAW BOOKS	3,500.00	3,500.00	3,418.20	.00	76.00	5.80	99.8
01104630 523000 NON-CAPITAL SOFTWA	11,000.00	9,645.00	.00	.00	.00	9,645.00	.0
01104630 523100 NON-CAPITAL EQUIPM	336,500.00	351,532.00	268,514.33	46,667.36	57,807.24	25,210.43	92.8
01104630 530100 EQUIPMENT OPER/MAI	185,600.00	185,600.00	14,099.16	7,847.75	9,098.88	162,401.96	12.5
01104630 530200 VEHICLE OPERATION/	1,293,400.00	1,293,400.00	429,646.09	95,515.60	812,529.52	51,224.39	96.0
01104630 540100 COMMUNICATIONS - M	146,400.00	147,000.00	54,554.38	11,545.78	85,413.62	7,032.00	95.2
01104630 550300 TRAVEL AND TRAININ	108,000.00	108,000.00	57,258.52	6,860.26	.00	50,741.48	53.0
01104630 550500 ASSOCIATION DUES	2,459.00	2,459.00	397.50	.00	.00	2,061.50	16.2
01104630 551100 LICENSE AND FEES	500.00	500.00	.00	.00	.00	500.00	.0
01104630 561300 EMPLOYEE MEDICAL S	5,000.00	5,000.00	.00	.00	2,900.00	2,100.00	58.0
01104630 561400 PROFESSIONAL SERVI	35,000.00	35,000.00	2,410.52	10.52	20,290.00	12,299.48	64.9
01104630 562200 CONTRACT SERVICES	25,400.00	25,400.00	2,499.65	558.64	8,919.24	13,981.11	45.0
01104630 580100 INSURANCE AND BOND	1,200.00	1,200.00	565.00	.00	.00	635.00	47.1
01104630 590600 INVESTIGATIVE EXPE	16,100.00	9,396.00	1,019.71	736.44	316.00	8,060.29	14.2
01104630 599400 EMERGENCY MGT OPER	12,000.00	12,000.00	1,596.11	67.18	.00	10,403.89	13.3
01104630 599700 CLEANUP PROGRAM	14,000.00	14,000.00	.00	.00	12,000.00	2,000.00	85.7
01104630 664600 CAPITAL OUTLAY-SHE	1,653,550.00	1,710,550.00	620,446.32	211,390.97	1,060,758.06	29,345.62	98.3
<b>TOTAL SHERIFF</b>	<b>21,109,954.00</b>	<b>21,278,977.00</b>	<b>10,781,411.51</b>	<b>1,668,381.52</b>	<b>2,304,075.05</b>	<b>8,193,490.44</b>	<b>61.5%</b>

**047 DETENTION CENTER**

01104730 500600 STAFF EMPLOYEES	22,411,147.00	22,411,147.00	11,616,282.22	1,520,081.93	.00	10,794,864.78	51.8
01104730 500700 OVERTIME COMPENSAT	510,000.00	510,000.00	1,778,831.03	276,983.39	.00	-1,268,831.03	348.8
01104730 501300 LONGEVITY	48,000.00	48,000.00	15,625.00	2,090.00	.00	32,375.00	32.6
01104730 501400 INCENTIVE PAY	400,000.00	400,000.00	190,074.44	24,265.53	.00	209,925.56	47.5
01104730 510100 FICA	1,251,959.00	1,251,959.00	812,186.79	108,857.36	.00	439,772.21	64.9
01104730 510200 MEDICARE	292,797.00	292,797.00	189,947.16	25,458.60	.00	102,849.84	64.9
01104730 510300 RETIREMENT	2,243,431.00	2,243,431.00	1,512,818.50	202,725.69	.00	730,612.50	67.4
01104730 510400 GROUP HEALTH INSUR	3,181,901.00	3,181,901.00	1,594,381.62	210,701.96	.00	1,587,519.38	50.1
01104730 510500 GROUP DENTAL INSUR	158,567.00	158,567.00	78,237.37	10,443.04	.00	80,329.63	49.3
01104730 510600 LIFE INSURANCE	21,360.00	21,360.00	10,009.89	1,329.95	.00	11,350.11	46.9
01104730 510700 UNEMPLOYMENT INSUR	26,251.00	26,251.00	15,907.30	2,007.22	.00	10,343.70	60.6
01104730 510900 WORKER'S COMPENSAT	852,140.00	852,140.00	574,625.42	77,002.87	.00	277,514.58	67.4
01104730 520100 SUPPLIES/OTH OPER	418,000.00	420,739.00	162,369.88	49,726.23	182,904.49	75,464.63	82.1
01104730 520600 KITCHEN SUPPLIES	39,500.00	39,500.00	11,333.59	1,380.87	20,284.21	7,882.20	80.0
01104730 521900 FOOD	1,965,600.00	1,965,600.00	964,782.09	177,485.48	842,217.91	158,600.00	91.9
01104730 522400 UNIFORMS	172,480.00	172,480.00	43,063.50	959.57	122,358.03	7,058.47	95.9
01104730 522600 INMATE SUPPLIES	353,675.00	353,675.00	175,289.27	21,086.25	170,464.48	7,921.25	97.8
01104730 522800 LAW BOOKS	1,200.00	1,200.00	866.66	866.66	.00	333.34	72.2
01104730 523000 NON-CAPITAL SOFTWA	2,000.00	2,000.00	.00	.00	.00	2,000.00	.0
01104730 523100 NON-CAPITAL EQUIPM	22,700.00	27,700.00	27,261.83	9,472.44	.00	438.17	98.4



**BUDGET SUMMARIES REPORT**  
ACCOUNT SUMMARY APRIL 2024

FOR 2024 07

	ORIGINAL APPROP	REVISED BUDGET	YTD ACTUAL	MTD ACTUAL	ENCUMBRANCES	AVAILABLE BUDGET	PCT USE/COL
01104730 530100 EQUIPMENT OPER/MAI	82,450.00	82,450.00	10,907.90	288.94	40,306.13	31,235.97	62.1
01104730 540100 COMMUNICATIONS - M	54,500.00	54,500.00	18,634.18	.00	24,545.86	11,319.96	79.2
01104730 550300 TRAVEL AND TRAININ	87,000.00	87,000.00	30,238.44	5,452.48	2,510.21	54,251.35	37.6
01104730 550500 ASSOCIATION DUES	2,547.00	2,547.00	599.00	30.00	.00	1,948.00	23.5
01104730 551100 LICENSE AND FEES	6,640.00	6,640.00	1,155.00	385.00	.00	5,485.00	17.4
01104730 561100 INMATE MEDICAL	1,000.00	1,000.00	.00	.00	.00	1,000.00	.0
01104730 561300 EMPLOYEE MEDICAL S	30,000.00	30,000.00	11,250.00	900.00	6,050.00	12,700.00	57.7
01104730 562200 CONTRACT SERVICES	2,336,727.00	2,381,727.00	601,024.89	31.19	1,773,513.48	7,188.63	99.7
01104730 580100 INSURANCE AND BOND	3,500.00	3,500.00	1,136.00	284.00	1,264.00	1,100.00	68.6
01104730 664700 CAPITAL OUTLAY-JAI	114,250.00	114,250.00	102,523.59	10,631.25	.00	11,726.41	89.7
<b>TOTAL DETENTION CENTER</b>	<b>37,091,322.00</b>	<b>37,144,061.00</b>	<b>20,551,362.56</b>	<b>2,740,927.90</b>	<b>3,186,418.80</b>	<b>13,406,279.64</b>	<b>63.9%</b>
<b>048 INMATE TRANSPORTATION</b>							
01104830 520100 SUPPLIES/OTH OPER	10,700.00	10,700.00	613.39	.00	897.09	9,189.52	14.1
01104830 523100 NON-CAPITAL EQUIPM	17,650.00	17,650.00	10,187.64	.00	7,230.00	232.36	98.7
01104830 530200 VEHICLE OPERATION/	90,000.00	90,000.00	28,007.08	4,767.13	42,092.49	19,900.43	77.9
01104830 550100 INMATE TRANSPORTAT	75,000.00	75,000.00	24,349.75	2,250.67	.00	50,650.25	32.5
01104830 561100 INMATE MEDICAL	20,000.00	90,000.00	42,716.32	5,316.27	12,852.18	34,431.50	61.7
01104830 590500 INMATE BOARD BILLS	5,475,000.00	5,360,000.00	1,666,730.00	330,495.00	3,463,270.00	230,000.00	95.7
01104830 604800 CAPITAL OUTLAY-INM	80,000.00	80,000.00	.00	.00	80,000.00	.00	100.0
<b>TOTAL INMATE TRANSPORTATION</b>	<b>5,768,350.00</b>	<b>5,723,350.00</b>	<b>1,772,604.18</b>	<b>342,829.07</b>	<b>3,606,341.76</b>	<b>344,404.06</b>	<b>94.0%</b>
<b>049 PUBLIC SAFETY</b>							
01104930 530100 EQUIPMENT OPER/MAI	500,000.00	500,000.00	409,086.00	.00	.00	90,914.00	81.8
01104930 562300 INTER LOCAL AGREEM	1,535,852.00	1,535,852.00	1,337,184.23	.00	88,727.77	109,940.00	92.8
01104930 562400 PRISONER REIMB - U	150,000.00	150,000.00	22,092.00	14,264.25	127,908.00	.00	100.0
01104930 563800 CONTRACT SERV-CARE	17,500.00	17,500.00	15,000.00	.00	.00	2,500.00	85.7
<b>TOTAL PUBLIC SAFETY</b>	<b>2,203,352.00</b>	<b>2,203,352.00</b>	<b>1,783,362.23</b>	<b>14,264.25</b>	<b>216,635.77</b>	<b>203,354.00</b>	<b>90.8%</b>
<b>057 COMM SUPERVISION &amp; CORRECTIONS</b>							
01105735 520100 SUPPLIES/OTH OPER	14,401.00	14,401.00	1,996.99	298.18	2,003.01	10,401.00	27.8
<b>TOTAL COMM SUPERVISION &amp; CORRE</b>	<b>14,401.00</b>	<b>14,401.00</b>	<b>1,996.99</b>	<b>298.18</b>	<b>2,003.01</b>	<b>10,401.00</b>	<b>27.8%</b>

**BUDGET SUMMARIES REPORT**  
ACCOUNT SUMMARY APRIL 2024

FOR 2024 07

			ORIGINAL APPROP	REVISED BUDGET	YTD ACTUAL	MTD ACTUAL	ENCUMBRANCES	AVAILABLE BUDGET	PCT USE/COL
<b>061 FACILITY MAINTENANCE</b>									
01106140	500600	STAFF EMPLOYEES	3,645,058.00	3,645,058.00	1,875,671.77	264,441.45	.00	1,769,386.23	51.5
01106140	500700	OVERTIME COMPENSAT	70,500.00	70,500.00	45,391.67	6,390.11	.00	25,108.33	64.4
01106140	500800	TEMPORARY	62,217.00	62,217.00	15,380.00	2,924.00	.00	46,837.00	24.7
01106140	500900	PART TIME POSITION	38,308.00	38,308.00	17,643.36	2,556.75	.00	20,664.64	46.1
01106140	510100	FICA	236,597.00	236,597.00	117,089.26	16,773.19	.00	119,507.74	49.5
01106140	510200	MEDICARE	55,333.00	55,333.00	27,384.01	3,922.76	.00	27,948.99	49.5
01106140	510300	RETIREMENT	417,054.00	417,054.00	216,381.32	30,913.05	.00	200,672.68	51.9
01106140	510400	GROUP HEALTH INSUR	563,927.00	563,927.00	275,957.67	39,948.45	.00	287,969.33	48.9
01106140	510500	GROUP DENTAL INSUR	21,025.00	21,025.00	14,895.39	2,159.21	.00	6,129.61	70.8
01106140	510600	LIFE INSURANCE	4,380.00	4,380.00	1,965.42	290.53	.00	2,414.58	44.9
01106140	510700	UNEMPLOYMENT INSUR	4,961.00	4,961.00	2,283.46	309.28	.00	2,677.54	46.0
01106140	510900	WORKER'S COMPENSAT	179,335.00	179,335.00	92,261.68	13,214.94	.00	87,073.32	51.4
01106140	520100	SUPPLIES/OTH OPER	201,613.00	201,613.00	112,852.78	17,409.98	49,266.02	39,494.20	80.4
01106140	523100	NON-CAPITAL EQUIPM	15,550.00	15,550.00	10,192.19	.00	2,706.19	2,651.62	82.9
01106140	530100	EQUIPMENT OPER/MAI	430,365.00	361,365.00	87,796.58	4,583.54	63,112.00	210,456.42	41.8
01106140	530200	VEHICLE OPERATION/	81,495.00	81,495.00	21,074.30	2,250.64	10,785.11	49,635.59	39.1
01106140	530500	BUILDING MAINTENAN	455,021.00	455,021.00	142,360.11	21,783.16	73,010.83	239,650.06	47.3
01106140	530900	GROUNDS MAINTENANC	24,165.00	24,165.00	3,033.76	448.76	.00	21,131.24	12.6
01106140	540100	COMMUNICATIONS - M	32,480.00	32,480.00	10,996.40	2,075.96	17,603.60	3,880.00	88.1
01106140	540600	UTILITIES	2,424,600.00	2,424,600.00	1,042,917.45	137,193.82	435,397.50	946,285.05	61.0
01106140	550300	TRAVEL AND TRAININ	92,395.00	87,595.00	7,304.86	2,475.07	.00	80,290.14	8.3
01106140	551100	LICENSE AND FEES	5,625.00	5,625.00	30.00	.00	.00	5,595.00	.5
01106140	562200	CONTRACT SERVICES	208,547.00	208,547.00	103,999.71	6,485.95	53,345.32	51,201.97	75.4
01106140	570100	RENTALS AND LEASES	2,500.00	2,500.00	1,181.82	203.17	.00	1,318.18	47.3
01106140	585000	TAXES	5,000.00	5,000.00	2,416.30	454.20	2,583.70	.00	100.0
01106140	666100	CAPITAL OUTLAY-MAI	230,675.00	230,675.00	23,129.41	.00	189,079.00	18,466.59	92.0
<b>TOTAL FACILITY MAINTENANCE</b>			<b>9,508,726.00</b>	<b>9,434,926.00</b>	<b>4,271,590.68</b>	<b>579,207.97</b>	<b>896,889.27</b>	<b>4,266,446.05</b>	<b>54.8%</b>
<b>064 AUTO THEFT TASK FORCE</b>									
01106425	520100	SUPPLIES/OTH OPER	4,750.00	6,050.00	2,353.69	.00	3,497.60	198.71	96.7
01106425	523100	NON-CAPITAL EQUIPM	3,900.00	2,600.00	.00	.00	.00	2,600.00	.0
<b>TOTAL AUTO THEFT TASK FORCE</b>			<b>8,650.00</b>	<b>8,650.00</b>	<b>2,353.69</b>	<b>.00</b>	<b>3,497.60</b>	<b>2,798.71</b>	<b>67.6%</b>
<b>068 GENERAL ASSISTANCE</b>									
01106855	500600	STAFF EMPLOYEES	231,106.00	231,106.00	121,573.23	16,769.74	.00	109,532.77	52.6

**BUDGET SUMMARIES REPORT**  
ACCOUNT SUMMARY APRIL 2024

FOR 2024 07

	ORIGINAL APPROP	REVISED BUDGET	YTD ACTUAL	MTD ACTUAL	ENCUMBRANCES	AVAILABLE BUDGET	PCT USE/COL
01106855 500900 PART TIME POSITION	7,741.00	7,741.00	646.01	.00	.00	7,094.99	8.3
01106855 510100 FICA	14,809.00	14,809.00	7,345.48	991.02	.00	7,463.52	49.6
01106855 510200 MEDICARE	3,464.00	3,464.00	1,717.90	231.77	.00	1,746.10	49.6
01106855 510300 RETIREMENT	24,362.00	24,362.00	13,578.47	1,863.10	.00	10,783.53	55.7
01106855 510400 GROUP HEALTH INSUR	11,700.00	11,700.00	17,299.92	3,122.16	.00	-5,599.92	147.9
01106855 510500 GROUP DENTAL INSUR	468.00	468.00	783.65	137.38	.00	-315.65	167.4
01106855 510600 LIFE INSURANCE	180.00	180.00	103.04	17.92	.00	76.96	57.2
01106855 510700 UNEMPLOYMENT INSUR	310.00	310.00	142.10	18.44	.00	167.90	45.8
01106855 510900 WORKER'S COMPENSAT	645.00	645.00	329.86	45.26	.00	315.14	51.1
01106855 520100 SUPPLIES/OTH OPER	3,500.00	3,500.00	487.52	267.63	360.26	2,652.22	24.2
01106855 540100 COMMUNICATIONS - M	700.00	700.00	241.29	40.22	418.49	40.22	94.3
01106855 561900 FUNERALS	137,000.00	137,000.00	47,223.03	6,170.00	.00	89,776.97	34.5
01106855 590900 WELFARE - FOOD	1,500.00	1,500.00	.00	.00	.00	1,500.00	.0
01106855 591000 WELFARE - SHELTER	71,800.00	71,800.00	29,382.81	3,900.00	.00	42,417.19	40.9
01106855 591800 WELFARE - UTILITIE	66,300.00	66,300.00	25,028.33	3,118.76	.00	41,271.67	37.8
01106855 593900 WELFARE - EMERGENC	4,000.00	4,000.00	916.00	.00	.00	3,084.00	22.9
<b>TOTAL GENERAL ASSISTANCE</b>	<b>579,585.00</b>	<b>579,585.00</b>	<b>266,798.64</b>	<b>36,693.40</b>	<b>778.75</b>	<b>312,007.61</b>	<b>46.2%</b>

**070 VETERAN'S AFFAIRS**

01107055 500600 STAFF EMPLOYEES	54,005.00	54,005.00	31,220.64	4,048.64	.00	22,784.36	57.8
01107055 510100 FICA	3,348.00	3,348.00	1,795.40	232.31	.00	1,552.60	53.6
01107055 510200 MEDICARE	783.00	783.00	419.96	54.34	.00	363.04	53.6
01107055 510300 RETIREMENT	6,000.00	6,000.00	3,468.58	449.80	.00	2,531.42	57.8
01107055 510400 GROUP HEALTH INSUR	11,700.00	11,700.00	6,725.25	896.70	.00	4,974.75	57.5
01107055 510500 GROUP DENTAL INSUR	468.00	468.00	266.55	35.54	.00	201.45	57.0
01107055 510600 LIFE INSURANCE	78.00	78.00	33.60	4.48	.00	44.40	43.1
01107055 510700 UNEMPLOYMENT INSUR	70.00	70.00	36.57	4.46	.00	33.43	52.2
01107055 510900 WORKER'S COMPENSAT	250.00	250.00	84.35	10.94	.00	165.65	33.7
<b>TOTAL VETERAN'S AFFAIRS</b>	<b>76,702.00</b>	<b>76,702.00</b>	<b>44,050.90</b>	<b>5,737.21</b>	<b>.00</b>	<b>32,651.10</b>	<b>57.4%</b>

**072 TEXAS AgriLIFE EXT**

01107260 500200 APPOINTED OFFICIAL	156,309.00	156,309.00	82,664.84	11,816.10	.00	73,644.16	52.9
01107260 500600 STAFF EMPLOYEES	100,360.00	100,360.00	55,096.29	7,117.43	.00	45,263.71	54.9
01107260 500900 PART TIME POSITION	12,854.00	12,854.00	7,071.00	1,203.00	.00	5,783.00	55.0
01107260 510100 FICA	16,711.00	16,711.00	8,975.98	1,251.97	.00	7,735.02	53.7
01107260 510200 MEDICARE	3,908.00	3,908.00	2,098.97	292.77	.00	1,809.03	53.7

**BUDGET SUMMARIES REPORT**  
ACCOUNT SUMMARY APRIL 2024

FOR 2024 07

	ORIGINAL APPROP	REVISED BUDGET	YTD ACTUAL	MTD ACTUAL	ENCUMBRANCES	AVAILABLE BUDGET	PCT USE/COL
01107260 510300 RETIREMENT	29,944.00	29,944.00	6,906.72	924.40	.00	23,037.28	23.1
01107260 510400 GROUP HEALTH INSUR	52,718.00	52,718.00	4,315.95	575.46	.00	48,402.05	8.2
01107260 510500 GROUP DENTAL INSUR	2,907.00	2,907.00	505.35	70.46	.00	2,401.65	17.4
01107260 510600 LIFE INSURANCE	420.00	420.00	67.20	8.96	.00	352.80	16.0
01107260 510700 UNEMPLOYMENT INSUR	329.00	329.00	170.02	22.33	.00	158.98	51.7
01107260 510900 WORKER'S COMPENSAT	684.00	684.00	167.95	22.48	.00	516.05	24.6
01107260 520100 SUPPLIES/OTH OPER	15,049.00	15,049.00	3,404.19	68.70	656.53	10,988.28	27.0
01107260 522500 POSTAGE	200.00	200.00	11.75	.00	.00	188.25	5.9
01107260 530200 VEHICLE OPERATION/	12,500.00	12,500.00	2,595.46	388.44	5,372.00	4,532.54	63.7
01107260 540100 COMMUNICATIONS - M	3,703.00	3,703.00	1,486.05	243.18	1,346.95	870.00	76.5
01107260 550300 TRAVEL AND TRAININ	38,435.00	38,435.00	13,669.11	4,368.46	.00	24,765.89	35.6
01107260 550500 ASSOCIATION DUES	1,740.00	1,740.00	1,110.00	.00	.00	630.00	63.8
01107260 551100 LICENSE AND FEES	101.00	101.00	76.94	.00	.00	24.06	76.2
01107260 562300 INTER LOCAL AGREEM	2,500.00	2,500.00	2,500.00	.00	.00	.00	100.0
01107260 580100 INSURANCE AND BOND	180.00	180.00	161.00	.00	.00	19.00	89.4
<b>TOTAL TEXAS AgriLIFE EXT</b>	<b>451,552.00</b>	<b>451,552.00</b>	<b>193,054.77</b>	<b>28,374.14</b>	<b>7,375.48</b>	<b>251,121.75</b>	<b>44.4%</b>

**077 ELECTIONS**

01107770 500200 APPOINTED OFFICIAL	96,661.00	96,661.00	54,437.19	7,120.18	.00	42,223.81	56.3
01107770 500600 STAFF EMPLOYEES	419,395.00	419,395.00	203,176.97	25,822.08	.00	216,218.03	48.4
01107770 500700 OVERTIME COMPENSAT	68,212.00	68,212.00	45,182.09	4,856.26	.00	23,029.91	66.2
01107770 500800 TEMPORARY	30,000.00	30,000.00	.00	.00	.00	30,000.00	.0
01107770 502000 LBK CO EMP - ELECT	25,000.00	25,000.00	35,954.39	.00	.00	-10,954.39	143.8
01107770 502100 LBK CO EMP OT - EL	35,000.00	35,000.00	60,028.83	1,168.90	.00	-25,028.83	171.5
01107770 510100 FICA	38,085.00	38,085.00	23,685.98	2,313.04	.00	14,399.02	62.2
01107770 510200 MEDICARE	9,800.00	9,800.00	5,539.59	540.96	.00	4,260.41	56.5
01107770 510300 RETIREMENT	64,912.00	64,912.00	44,295.89	4,329.27	.00	20,616.11	68.2
01107770 510400 GROUP HEALTH INSUR	67,780.00	67,780.00	50,035.09	5,260.96	.00	17,744.91	73.8
01107770 510500 GROUP DENTAL INSUR	3,737.00	3,737.00	2,404.01	250.26	.00	1,332.99	64.3
01107770 510600 LIFE INSURANCE	541.00	541.00	296.67	30.81	.00	244.33	54.8
01107770 510700 UNEMPLOYMENT INSUR	799.00	799.00	470.70	42.87	.00	328.30	58.9
01107770 510900 WORKER'S COMPENSAT	1,658.00	1,658.00	4,508.27	105.22	.00	-2,850.27	271.9
01107770 520100 SUPPLIES/OTH OPER	323,000.00	323,000.00	204,992.20	6,804.90	43,654.18	74,353.62	77.0
01107770 522500 POSTAGE	2,100.00	2,100.00	.00	.00	.00	2,100.00	.0
01107770 522900 PUBLICATIONS LEGAL	1,125.00	1,125.00	378.00	.00	.00	747.00	33.6
01107770 530100 EQUIPMENT OPER/MAI	2,500.00	2,500.00	145.60	.00	.00	2,354.40	5.8
01107770 530200 VEHICLE OPERATION/	4,000.00	4,000.00	1,415.62	511.49	1,599.04	985.34	75.4
01107770 540100 COMMUNICATIONS - M	73,800.00	73,800.00	24,480.73	8,254.97	35,519.27	13,800.00	81.3
01107770 550300 TRAVEL AND TRAININ	22,300.00	22,300.00	10,578.02	250.81	.00	11,721.98	47.4
01107770 550500 ASSOCIATION DUES	2,450.00	2,450.00	2,250.00	1,500.00	.00	200.00	91.8

**BUDGET SUMMARIES REPORT**  
ACCOUNT SUMMARY APRIL 2024

FOR 2024 07

	ORIGINAL APPROP	REVISED BUDGET	YTD ACTUAL	MTD ACTUAL	ENCUMBRANCES	AVAILABLE BUDGET	PCT USE/COL
01107770 561400 PROFESSIONAL SERVI	20,200.00	20,200.00	4,330.00	.00	100.00	15,770.00	21.9
01107770 562200 CONTRACT SERVICES	1,488,000.00	1,488,000.00	763,157.71	34,536.48	163,842.33	560,999.96	62.3
01107770 570100 RENTALS AND LEASES	44,000.00	44,000.00	20,454.55	5,135.02	9,680.47	13,864.98	68.5
01107770 580100 INSURANCE AND BOND	420.00	420.00	50.00	.00	.00	370.00	11.9
<b>TOTAL ELECTIONS</b>	<b>2,845,475.00</b>	<b>2,845,475.00</b>	<b>1,562,248.10</b>	<b>108,834.48</b>	<b>254,395.29</b>	<b>1,028,831.61</b>	<b>63.8%</b>
<b>089 LIBRARY SERVICES</b>							
01108980 562300 INTER LOCAL AGREEM	244,345.00	244,345.00	239,785.00	.00	.00	4,560.00	98.1
<b>TOTAL LIBRARY SERVICES</b>	<b>244,345.00</b>	<b>244,345.00</b>	<b>239,785.00</b>	<b>.00</b>	<b>.00</b>	<b>4,560.00</b>	<b>98.1%</b>
<b>090 PUBLIC WORKS</b>							
01109090 500600 STAFF EMPLOYEES	442,246.00	442,246.00	153,728.22	20,555.97	.00	288,517.78	34.8
01109090 510100 FICA	26,283.00	26,283.00	9,145.19	1,220.69	.00	17,137.81	34.8
01109090 510200 MEDICARE	6,147.00	6,147.00	2,138.87	285.50	.00	4,008.13	34.8
01109090 510300 RETIREMENT	47,099.00	47,099.00	17,156.50	2,283.76	.00	29,942.50	36.4
01109090 510400 GROUP HEALTH INSUR	40,239.00	40,239.00	14,552.25	1,940.30	.00	25,686.75	36.2
01109090 510500 GROUP DENTAL INSUR	2,287.00	2,287.00	965.85	128.78	.00	1,321.15	42.2
01109090 510600 LIFE INSURANCE	300.00	300.00	100.80	13.44	.00	199.20	33.6
01109090 510700 UNEMPLOYMENT INSUR	551.00	551.00	180.22	22.60	.00	370.78	32.7
01109090 510900 WORKER'S COMPENSAT	1,145.00	1,145.00	416.98	55.50	.00	728.02	36.4
01109090 520100 SUPPLIES/OTH OPER	6,000.00	6,000.00	1,541.36	.00	3,000.00	1,458.64	75.7
01109090 530200 VEHICLE OPERATION/	9,000.00	9,000.00	3,018.78	798.57	4,127.36	1,853.86	79.4
01109090 550300 TRAVEL AND TRAININ	10,000.00	10,000.00	10,000.00	5,306.88	.00	.00	100.0
01109090 550500 ASSOCIATION DUES	1,035.00	1,035.00	300.00	.00	.00	735.00	29.0
01109090 551100 LICENSE AND FEES	430.00	430.00	.00	.00	.00	430.00	.0
01109090 561400 PROFESSIONAL SERVI	46,000.00	46,000.00	29,537.66	2,298.68	15,794.42	667.92	98.5
01109090 562200 CONTRACT SERVICES	310,000.00	310,000.00	.00	.00	.00	310,000.00	.0
01109090 580100 INSURANCE AND BOND	100.00	100.00	.00	.00	.00	100.00	.0
<b>TOTAL PUBLIC WORKS</b>	<b>948,862.00</b>	<b>948,862.00</b>	<b>242,782.68</b>	<b>34,910.67</b>	<b>22,921.78</b>	<b>683,157.54</b>	<b>28.0%</b>
<b>TOTAL GENERAL FUND</b>	<b>.00</b>	<b>.00</b>	<b>-33,922,840.53</b>	<b>1,844,212.69</b>	<b>14,229,377.76</b>	<b>19,693,462.77</b>	<b>100.0%</b>
TOTAL REVENUES	-153,915,013.00	-153,922,752.00	-114,901,260.29	-8,739,798.38	.00	-39,021,491.71	
TOTAL EXPENSES	153,915,013.00	153,922,752.00	80,978,419.76	10,584,011.07	14,229,377.76	58,714,954.48	

**020 CONSOLIDATED ROAD AND BRIDGE**

**000 UNDEFINED**

**BUDGET SUMMARIES REPORT**  
ACCOUNT SUMMARY APRIL 2024

FOR 2024 07

020	CONSOLIDATED ROAD AND BRIDGE	ORIGINAL APPROP	REVISED BUDGET	YTD ACTUAL	MTD ACTUAL	ENCUMBRANCES	AVAILABLE BUDGET	PCT USE/COL
020 420408	STATE-LATERAL ROADS	-52,500.00	-52,500.00	-47,993.46	.00	.00	-4,506.54	91.4
020 420700	AUTOMOBILE REGISTRATION	-360,000.00	-360,000.00	-360,000.00	.00	.00	.00	100.0
020 451800	SUBDIVISION PLAT FEE	-13,000.00	-13,000.00	-900.00	.00	.00	-12,100.00	6.9
020 452000	VEHICLE REG.- SPECIAL F	-2,650,950.00	-2,650,950.00	-1,530,430.00	-281,610.00	.00	-1,120,520.00	57.7
020 452200	GROSS WEIGHT FEE	-147,000.00	-147,000.00	-62,258.86	-62,258.86	.00	-84,741.14	42.4
020 470000	INTEREST INCOME	-200,000.00	-200,000.00	-74,351.82	.00	.00	-125,648.18	37.2
020 480510	DISPOSAL OF PROPERTY	-498,000.00	-498,000.00	-520,960.00	-113,500.00	.00	22,960.00	104.6
020 489900	OTHER REVENUE	-10,000.00	-10,000.00	-2,296.51	-381.48	.00	-7,703.49	23.0
020 736100	DRAW FROM RESERVES	-3,600,000.00	-3,600,000.00	.00	.00	.00	-3,600,000.00	.0
020 801100	XFER FROM GENERAL FUND	-6,230,325.00	-6,230,325.00	-6,230,325.00	.00	.00	.00	100.0
020 803100	XFER FROM PREC. NO.1 PA	-58,484.00	-58,484.00	-58,484.00	.00	.00	.00	100.0
020 803300	XFER FROM PCT 3 PARK	-58,484.00	-58,484.00	-58,484.00	.00	.00	.00	100.0
020 803400	XFER FROM PCT 4 PARK	-58,484.00	-58,484.00	-58,484.00	.00	.00	.00	100.0
020 810600	XFER FROM ARPA	-3,000,000.00	-3,000,000.00	-3,000,000.00	-3,000,000.00	.00	.00	100.0
TOTAL UNDEFINED		-16,937,227.00	-16,937,227.00	-12,004,967.65	-3,457,750.34	.00	-4,932,259.35	70.9%

**190 CONSOLIDATED ROAD AND BRIDGE**

02019090 500600	STAFF EMPLOYEES	3,849,613.00	3,819,613.00	1,987,139.35	257,826.59	.00	1,832,473.65	52.0
02019090 500700	OVERTIME COMPENSAT	20,500.00	50,500.00	14,594.10	1,900.09	.00	35,905.90	28.9
02019090 500800	TEMPORARY	20,000.00	20,000.00	.00	.00	.00	20,000.00	.0
02019090 501400	INCENTIVE PAY	125,000.00	125,000.00	41,220.00	5,400.00	.00	83,780.00	33.0
02019090 510100	FICA	294,619.00	294,619.00	121,497.60	15,795.45	.00	173,121.40	41.2
02019090 510200	MEDICARE	55,658.00	55,658.00	28,415.09	3,694.12	.00	27,242.91	51.1
02019090 510300	RETIREMENT	424,232.00	424,232.00	227,382.44	29,652.37	.00	196,849.56	53.6
02019090 510400	GROUP HEALTH INSUR	557,294.00	557,294.00	313,870.17	43,079.10	.00	243,423.83	56.3
02019090 510500	GROUP DENTAL INSUR	30,295.00	30,295.00	15,941.14	2,216.02	.00	14,353.86	52.6
02019090 510600	LIFE INSURANCE	4,380.00	4,380.00	2,156.17	294.84	.00	2,223.83	49.2
02019090 510700	UNEMPLOYMENT INSUR	3,836.00	3,836.00	2,385.67	293.50	.00	1,450.33	62.2
02019090 510900	WORKER'S COMPENSAT	223,190.00	223,190.00	186,654.50	24,341.12	.00	36,535.50	83.6
02019090 520100	SUPPLIES/OTH OPER	4,864,124.00	4,614,124.00	1,091,200.57	455,346.45	1,362,955.85	2,159,967.58	53.2
02019090 523100	NON-CAPITAL EQUIPM	30,000.00	30,000.00	13,823.65	9,808.75	.00	16,176.35	46.1
02019090 530100	EQUIPMENT OPER/MAI	500,000.00	550,000.00	296,665.24	88,056.48	199,024.49	54,310.27	90.1
02019090 530200	VEHICLE OPERATION/	740,000.00	940,000.00	561,532.31	84,520.67	364,020.06	14,447.63	98.5
02019090 530500	BUILDING MAINTENAN	300,000.00	1,000.00	869.61	72.65	.00	130.39	87.0
02019090 530800	SOFTWARE MAINTENAN	40,400.00	40,400.00	2,199.00	.00	.00	38,201.00	5.4
02019090 540100	COMMUNICATIONS - M	36,000.00	36,000.00	11,766.27	1,955.19	13,233.73	11,000.00	69.4
02019090 540600	UTILITIES	30,000.00	35,000.00	16,270.98	3,285.85	13,729.02	5,000.00	85.7
02019090 550300	TRAVEL AND TRAININ	20,000.00	45,000.00	37,308.12	2,539.86	2,690.00	5,001.88	88.9
02019090 550500	ASSOCIATION DUES	800.00	800.00	734.00	.00	.00	66.00	91.8

**BUDGET SUMMARIES REPORT**  
ACCOUNT SUMMARY APRIL 2024

FOR 2024 07

	ORIGINAL APPROP	REVISED BUDGET	YTD ACTUAL	MTD ACTUAL	ENCUMBRANCES	AVAILABLE BUDGET	PCT USE/COL
02019090 561400 PROFESSIONAL SERVI	55,000.00	35,000.00	1,200.00	.00	.00	33,800.00	3.4
02019090 562200 CONTRACT SERVICES	20,000.00	319,000.00	6,612.08	553.13	312,387.92	.00	100.0
02019090 570100 RENTALS AND LEASES	30,000.00	20,000.00	.00	.00	.00	20,000.00	.0
02019090 591600 RIGHT OF WAY EXPEN	910,000.00	910,000.00	.00	.00	.00	910,000.00	.0
02019090 623000 ROAD PROJECTS	200,000.00	200,000.00	6,761.80	.00	50,238.20	143,000.00	28.5
02019090 640500 HEAVY EQUIPMENT	3,219,886.00	3,192,686.00	2,176,388.02	375,950.00	848,901.00	167,396.98	94.8
02019090 640700 OTHER EQUIPMENT	113,600.00	123,600.00	9,120.00	.00	71,386.31	43,093.69	65.1
02019090 650200 VEHICLES - LIGHT T	218,800.00	236,000.00	58,461.32	.00	177,493.00	45.68	100.0
TOTAL CONSOLIDATED ROAD AND BR	16,937,227.00	16,937,227.00	7,232,169.20	1,406,582.23	3,416,059.58	6,288,998.22	62.9%
TOTAL CONSOLIDATED ROAD AND BR	.00	.00	-4,772,798.45	-2,051,168.11	3,416,059.58	1,356,738.87	100.0%
TOTAL REVENUES	-16,937,227.00	-16,937,227.00	-12,004,967.65	-3,457,750.34	.00	-4,932,259.35	
TOTAL EXPENSES	16,937,227.00	16,937,227.00	7,232,169.20	1,406,582.23	3,416,059.58	6,288,998.22	

031 PRECINCT 1 PARK

000 UNDEFINED

031 400100 CURRENT AD VALOREM TAXE	-150,088.00	-150,088.00	-145,774.24	-1,874.55	.00	-4,313.76	97.1
031 400400 PEN & INT - CURRENT LEV	-615.00	-615.00	-396.65	-178.83	.00	-218.35	64.5
031 400500 DELIQ TAXES - PRIOR YEA	-915.00	-915.00	-317.73	-134.26	.00	-597.27	34.7
031 400600 PEN & INT - PRIOR YEARS	-465.00	-465.00	-332.55	-50.64	.00	-132.45	71.5
031 470000 INTEREST INCOME	-10,000.00	-10,000.00	-13,807.53	.00	.00	3,807.53	138.1
031 481600 CONTRIBUTIONS	-8,000.00	-8,000.00	-5,900.00	-400.00	.00	-2,100.00	73.8
031 736100 DRAW FROM RESERVES	-75,000.00	-75,000.00	.00	.00	.00	-75,000.00	.0
031 902000 XFER TO CONSOLIDATED RO	58,484.00	58,484.00	58,484.00	.00	.00	.00	100.0
TOTAL UNDEFINED	-186,599.00	-186,599.00	-108,044.70	-2,638.28	.00	-78,554.30	57.9%

191 PRECINCT 1 PARK

03119180 500600 STAFF EMPLOYEES	34,501.00	34,501.00	20,130.23	2,593.92	.00	14,370.77	58.3
03119180 500800 TEMPORARY	5,000.00	5,000.00	.00	.00	.00	5,000.00	.0
03119180 510100 FICA	2,445.00	2,445.00	1,212.20	156.04	.00	1,232.80	49.6
03119180 510200 MEDICARE	561.00	561.00	283.55	36.50	.00	277.45	50.5
03119180 510300 RETIREMENT	3,740.00	3,740.00	2,236.44	288.18	.00	1,503.56	59.8
03119180 510400 GROUP HEALTH INSUR	7,531.00	7,531.00	4,315.95	575.46	.00	3,215.05	57.3
03119180 510500 GROUP DENTAL INSUR	415.00	415.00	406.20	54.16	.00	8.80	97.9

**BUDGET SUMMARIES REPORT**  
ACCOUNT SUMMARY APRIL 2024

FOR 2024 07

	ORIGINAL APPROP	REVISED BUDGET	YTD ACTUAL	MTD ACTUAL	ENCUMBRANCES	AVAILABLE BUDGET	PCT USE/COL
03119180 510600 LIFE INSURANCE	60.00	60.00	33.60	4.48	.00	26.40	56.0
03119180 510700 UNEMPLOYMENT INSUR	32.00	32.00	23.62	2.86	.00	8.38	73.8
03119180 510900 WORKER'S COMPENSAT	2,452.00	2,452.00	1,276.29	164.46	.00	1,175.71	52.1
03119180 520100 SUPPLIES/OTH OPER	2,000.00	2,000.00	.00	.00	1,200.00	800.00	60.0
03119180 523100 NON-CAPITAL EQUIPM	2,600.00	2,600.00	.00	.00	.00	2,600.00	.0
03119180 530500 BUILDING MAINTENAN	12,700.00	12,700.00	779.69	74.69	490.00	11,430.31	10.0
03119180 530900 GROUNDS MAINTENANC	2,000.00	2,000.00	.00	.00	.00	2,000.00	.0
03119180 540100 COMMUNICATIONS - M	3,700.00	3,700.00	1,693.60	223.94	1,396.40	610.00	83.5
03119180 540600 UTILITIES	13,000.00	13,000.00	3,043.70	484.04	4,856.30	5,100.00	60.8
03119180 561400 PROFESSIONAL SERVI	17,362.00	17,362.00	.00	.00	.00	17,362.00	.0
03119180 562200 CONTRACT SERVICES	1,000.00	1,000.00	.00	.00	.00	1,000.00	.0
03119180 570100 RENTALS AND LEASES	500.00	500.00	.00	.00	.00	500.00	.0
03119180 640600 CAPITAL OUTLAY	75,000.00	75,000.00	.00	.00	.00	75,000.00	.0
TOTAL PRECINCT 1 PARK	186,599.00	186,599.00	35,435.07	4,658.73	7,942.70	143,221.23	23.2%
TOTAL PRECINCT 1 PARK	.00	.00	-72,609.63	2,020.45	7,942.70	64,666.93	100.0%
TOTAL REVENUES	-245,083.00	-245,083.00	-166,528.70	-2,638.28	.00	-78,554.30	
TOTAL EXPENSES	245,083.00	245,083.00	93,919.07	4,658.73	7,942.70	143,221.23	

**032 SLATON/ROOSEVELT PARK**

**000 UNDEFINED**

032 400100 CURRENT AD VALOREM TAXE	-150,087.00	-150,087.00	-145,774.24	-1,874.55	.00	-4,312.76	97.1
032 400400 PEN & INT - CURRENT LEV	-615.00	-615.00	-396.65	-178.83	.00	-218.35	64.5
032 400500 DELIQ TAXES - PRIOR YEA	-915.00	-915.00	-317.73	-134.26	.00	-597.27	34.7
032 400600 PEN & INT - PRIOR YEARS	-465.00	-465.00	-332.55	-50.64	.00	-132.45	71.5
032 470000 INTEREST INCOME	-500.00	-500.00	-3,349.49	.00	.00	2,849.49	669.9
032 480500 DISPOSAL OF PROPERTY	.00	.00	-19.95	.00	.00	19.95	100.0
032 481600 CONTRIBUTIONS	-8,000.00	-8,000.00	-5,000.00	-1,000.00	.00	-3,000.00	62.5
TOTAL UNDEFINED	-160,582.00	-160,582.00	-155,190.61	-3,238.28	.00	-5,391.39	96.6%

**192 PRECINCT 2 PARK**

03219280 500600 STAFF EMPLOYEES	33,968.00	33,968.00	18,540.12	1,630.20	.00	15,427.88	54.6
03219280 500800 TEMPORARY	.00	.00	652.08	652.08	.00	-652.08	100.0
03219280 510100 FICA	2,106.00	2,106.00	1,189.91	141.50	.00	916.09	56.5



**BUDGET SUMMARIES REPORT**  
ACCOUNT SUMMARY APRIL 2024

FOR 2024 07

	ORIGINAL APPROP	REVISED BUDGET	YTD ACTUAL	MTD ACTUAL	ENCUMBRANCES	AVAILABLE BUDGET	PCT USE/COL
03219280 510200 MEDICARE	492.00	492.00	278.28	33.09	.00	213.72	56.6
03219280 510300 RETIREMENT	3,774.00	3,774.00	2,023.56	144.89	.00	1,750.44	53.6
03219280 510600 LIFE INSURANCE	60.00	60.00	33.60	4.48	.00	26.40	56.0
03219280 510700 UNEMPLOYMENT INSUR	46.00	46.00	22.38	2.51	.00	23.62	48.7
03219280 510900 WORKER'S COMPENSAT	2,154.00	2,154.00	1,216.74	144.69	.00	937.26	56.5
03219280 520100 SUPPLIES/OTH OPER	3,000.00	3,000.00	671.36	243.97	952.19	1,376.45	54.1
03219280 523100 NON-CAPITAL EQUIPM	5,000.00	5,000.00	.00	.00	.00	5,000.00	.0
03219280 530100 EQUIPMENT OPER/MAI	2,000.00	2,000.00	.00	.00	.00	2,000.00	.0
03219280 530500 BUILDING MAINTENAN	30,000.00	30,000.00	1,368.48	45.15	470.00	28,161.52	6.1
03219280 530900 GROUNDS MAINTENANC	30,982.00	30,982.00	10,687.35	750.00	2,431.53	17,863.12	42.3
03219280 540100 COMMUNICATIONS - M	2,000.00	2,000.00	1,059.49	268.24	860.51	80.00	96.0
03219280 540600 UTILITIES	25,000.00	25,000.00	5,217.99	974.52	18,982.01	800.00	96.8
03219280 562200 CONTRACT SERVICES	20,000.00	20,000.00	8,000.00	.00	.00	12,000.00	40.0
TOTAL PRECINCT 2 PARK	160,582.00	160,582.00	50,961.34	5,035.32	23,696.24	85,924.42	46.5%
TOTAL SLATON/ROOSEVELT PARK	.00	.00	-104,229.27	1,797.04	23,696.24	80,533.03	100.0%
TOTAL REVENUES	-160,582.00	-160,582.00	-155,190.61	-3,238.28	.00	-5,391.39	
TOTAL EXPENSES	160,582.00	160,582.00	50,961.34	5,035.32	23,696.24	85,924.42	

**033 IDALOU/NEW DEAL PARK**

**000 UNDEFINED**

033 400100 CURRENT AD VALOREM TAXE	-150,087.00	-150,087.00	-145,774.24	-1,874.55	.00	-4,312.76	97.1
033 400400 PEN & INT - CURRENT LEV	-615.00	-615.00	-396.65	-178.83	.00	-218.35	64.5
033 400500 DELIQ TAXES - PRIOR YEA	-915.00	-915.00	-317.73	-134.26	.00	-597.27	34.7
033 400600 PEN & INT - PRIOR YEARS	-465.00	-465.00	-332.55	-50.64	.00	-132.45	71.5
033 470000 INTEREST INCOME	-1,000.00	-1,000.00	-7,183.49	.00	.00	6,183.49	718.3
033 481600 CONTRIBUTIONS	-6,033.00	-6,033.00	-2,800.00	-500.00	.00	-3,233.00	46.4
033 902000 XFER TO CONSOLIDATED R	58,484.00	58,484.00	58,484.00	.00	.00	.00	100.0
TOTAL UNDEFINED	-100,631.00	-100,631.00	-98,320.66	-2,738.28	.00	-2,310.34	97.7%

**193 PRECINCT 3 PARK**

03319380 500800 TEMPORARY	3,000.00	3,000.00	.00	.00	.00	3,000.00	.0
03319380 500900 PART TIME POSITION	25,424.00	25,424.00	12,750.60	1,700.08	.00	12,673.40	50.2
03319380 510100 FICA	1,576.00	1,576.00	605.86	80.79	.00	970.14	38.4

**BUDGET SUMMARIES REPORT**  
ACCOUNT SUMMARY APRIL 2024

FOR 2024 07

	ORIGINAL APPROP	REVISED BUDGET	YTD ACTUAL	MTD ACTUAL	ENCUMBRANCES	AVAILABLE BUDGET	PCT USE/COL
03319380 510200 MEDICARE	369.00	369.00	141.75	18.90	.00	227.25	38.4
03319380 510300 RETIREMENT	2,825.00	2,825.00	1,416.60	188.88	.00	1,408.40	50.1
03319380 510400 GROUP HEALTH INSUR	17,743.00	17,743.00	10,236.30	1,364.84	.00	7,506.70	57.7
03319380 510500 GROUP DENTAL INSUR	415.00	415.00	406.20	54.16	.00	8.80	97.9
03319380 510600 LIFE INSURANCE	60.00	60.00	33.60	4.48	.00	26.40	56.0
03319380 510700 UNEMPLOYMENT INSUR	24.00	24.00	14.95	1.88	.00	9.05	62.3
03319380 510900 WORKER'S COMPENSAT	1,612.00	1,612.00	808.35	107.78	.00	803.65	50.1
03319380 520100 SUPPLIES/OTH OPER	3,000.00	2,850.00	908.38	14.99	.00	1,941.62	31.9
03319380 530100 EQUIPMENT OPER/MAI	4,000.00	4,000.00	815.78	7.00	.00	3,184.22	20.4
03319380 530200 VEHICLE OPERATION/	500.00	500.00	10.12	.00	208.44	281.44	43.7
03319380 530500 BUILDING MAINTENAN	19,733.00	19,733.00	15,656.70	314.54	830.00	3,246.30	83.5
03319380 530900 GROUNDS MAINTENANC	4,000.00	4,000.00	3,378.19	.00	.00	621.81	84.5
03319380 540100 COMMUNICATIONS - M	350.00	500.00	227.94	37.99	232.06	40.00	92.0
03319380 540600 UTILITIES	16,000.00	16,000.00	4,479.05	740.92	4,278.87	7,242.08	54.7
TOTAL PRECINCT 3 PARK	100,631.00	100,631.00	51,890.37	4,637.23	5,549.37	43,191.26	57.1%
TOTAL IDALOU/NEW DEAL PARK	.00	.00	-46,430.29	1,898.95	5,549.37	40,880.92	100.0%
TOTAL REVENUES	-159,115.00	-159,115.00	-156,804.66	-2,738.28	.00	-2,310.34	
TOTAL EXPENSES	159,115.00	159,115.00	110,374.37	4,637.23	5,549.37	43,191.26	

034 SHALLOWATER PARK

000 UNDEFINED

034 400100 CURRENT AD VALOREM TAXE	-150,087.00	-150,087.00	-145,774.24	-1,874.55	.00	-4,312.76	97.1
034 400400 PEN & INT - CURRENT LEV	-615.00	-615.00	-396.65	-178.83	.00	-218.35	64.5
034 400500 DELIQ TAXES - PRIOR YEA	-915.00	-915.00	-317.73	-134.26	.00	-597.27	34.7
034 400600 PEN & INT - PRIOR YEARS	-465.00	-465.00	-332.55	-50.64	.00	-132.45	71.5
034 470000 INTEREST INCOME	-5,000.00	-5,000.00	-9,412.09	.00	.00	4,412.09	188.2
034 481600 CONTRIBUTIONS	-6,200.00	-6,200.00	-3,981.00	-930.00	.00	-2,219.00	64.2
034 736100 DRAW FROM RESERVES	-14,629.00	-14,629.00	.00	.00	.00	-14,629.00	.0
034 902000 XFER TO CONSOLIDATED R	58,484.00	58,484.00	58,484.00	.00	.00	.00	100.0
TOTAL UNDEFINED	-119,427.00	-119,427.00	-101,730.26	-3,168.28	.00	-17,696.74	85.2%

194 PRECINCT 4 PARK

03419480 500800 TEMPORARY	1,500.00	1,500.00	.00	.00	.00	1,500.00	.0
---------------------------	----------	----------	-----	-----	-----	----------	----

**BUDGET SUMMARIES REPORT**  
ACCOUNT SUMMARY APRIL 2024

FOR 2024 07

	ORIGINAL APPROP	REVISED BUDGET	YTD ACTUAL	MTD ACTUAL	ENCUMBRANCES	AVAILABLE BUDGET	PCT USE/COL
03419480 500900 PART TIME POSITION	18,580.00	18,580.00	9,000.00	1,200.00	.00	9,580.00	48.4
03419480 510100 FICA	1,152.00	1,152.00	558.00	74.40	.00	594.00	48.4
03419480 510200 MEDICARE	269.00	269.00	130.50	17.40	.00	138.50	48.5
03419480 510300 RETIREMENT	1,733.00	1,733.00	999.90	133.32	.00	733.10	57.7
03419480 510700 UNEMPLOYMENT INSUR	15.00	15.00	10.50	1.32	.00	4.50	70.0
03419480 510900 WORKER'S COMPENSAT	1,178.00	1,178.00	570.60	76.08	.00	607.40	48.4
03419480 520100 SUPPLIES/OTH OPER	3,500.00	3,500.00	379.50	153.98	227.23	2,893.27	17.3
03419480 523100 NON-CAPITAL EQUIPM	1,500.00	1,500.00	.00	.00	.00	1,500.00	.0
03419480 530100 EQUIPMENT OPER/MAI	2,000.00	2,000.00	.00	.00	.00	2,000.00	.0
03419480 530500 BUILDING MAINTENAN	10,000.00	10,000.00	661.66	40.00	480.00	8,858.34	11.4
03419480 530900 GROUNDS MAINTENANC	8,000.00	8,000.00	450.00	.00	.00	7,550.00	5.6
03419480 540100 COMMUNICATIONS - M	3,000.00	3,000.00	.00	.00	.00	3,000.00	.0
03419480 540600 UTILITIES	15,000.00	15,000.00	5,179.16	845.33	6,208.48	3,612.36	75.9
03419480 561400 PROFESSIONAL SERVI	2,000.00	2,000.00	.00	.00	.00	2,000.00	.0
03419480 640600 CAPITAL OUTLAY	50,000.00	50,000.00	.00	.00	.00	50,000.00	.0
TOTAL PRECINCT 4 PARK	119,427.00	119,427.00	17,939.82	2,541.83	6,915.71	94,571.47	20.8%
TOTAL SHALLOWATER PARK	.00	.00	-83,790.44	-626.45	6,915.71	76,874.73	100.0%
TOTAL REVENUES	-177,911.00	-177,911.00	-160,214.26	-3,168.28	.00	-17,696.74	
TOTAL EXPENSES	177,911.00	177,911.00	76,423.82	2,541.83	6,915.71	94,571.47	
<b>041 PERMANENT IMPROVEMENT</b>							
<b>000 UNDEFINED</b>							
041 400100 CURRENT AD VALOREM TAXE	-3,001,741.00	-3,001,741.00	-2,915,484.48	-37,490.78	.00	-86,256.52	97.1
041 400400 PEN & INT - CURRENT LEV	-12,307.00	-12,307.00	-7,932.88	-3,576.44	.00	-4,374.12	64.5
041 400500 DELIQ TAXES - PRIOR YEA	-18,311.00	-18,311.00	-6,354.36	-2,685.21	.00	-11,956.64	34.7
041 400600 PEN & INT - PRIOR YEARS	-9,305.00	-9,305.00	-6,651.26	-1,012.87	.00	-2,653.74	71.5
041 470000 INTEREST INCOME	-150,000.00	-150,000.00	-104,216.60	.00	.00	-45,783.40	69.5
041 483500 CRTC LEASE	-133,732.00	-133,732.00	-48,845.00	-11,144.00	.00	-84,887.00	36.5
041 736100 DRAW FROM RESERVES	-5,375,214.00	-5,375,214.00	.00	.00	.00	-5,375,214.00	.0
041 801100 XFER FROM GENERAL FUND	.00	-69,000.00	.00	.00	.00	-69,000.00	.0
041 805100 XFER FROM LCJJC	-470,000.00	-470,000.00	.00	.00	.00	-470,000.00	.0
TOTAL UNDEFINED	-9,170,610.00	-9,239,610.00	-3,089,484.58	-55,909.30	.00	-6,150,125.42	33.4%
<b>061 FACILITY MAINTENANCE</b>							
04106140 561400 PROFESSIONAL SERVI	1,676,000.00	1,095,993.00	182,754.02	65,817.75	469,444.19	443,794.79	59.5

**BUDGET SUMMARIES REPORT**  
ACCOUNT SUMMARY APRIL 2024

FOR 2024 07

	ORIGINAL APPROP	REVISED BUDGET	YTD ACTUAL	MTD ACTUAL	ENCUMBRANCES	AVAILABLE BUDGET	PCT USE/COL
04106140 566110 LEASE PAYMENT PRIN	1,183,823.00	1,183,823.00	590,062.28	.00	140,150.20	453,610.52	61.7
04106140 566210 LEASE PAYMENT INTE	484,787.00	484,787.00	244,242.22	.00	60,084.80	180,459.98	62.8
04106140 579900 RENOV/REPAIR NON-C	60,000.00	41,800.00	27,354.28	8,266.85	2,308.52	12,137.20	71.0
04106140 620800 COURTHOUSE RENOVAT	1,672,000.00	1,980,901.00	325,494.92	.00	1,589,958.53	65,447.55	96.7
04106140 621100 RENOVATION 900 MAI	2,255,000.00	2,073,200.00	1,664,709.97	226,404.49	218,070.34	190,419.69	90.8
04106140 621300 LCDC RENOVATIONS	835,000.00	1,375,106.00	175,886.84	32,990.00	997,425.00	201,794.16	85.3
04106140 621700 LCJJC RENOVATIONS	470,000.00	470,000.00	-138,123.63	.00	256,940.96	351,182.67	25.3
04106140 622300 OTHER BLDG RENOVAT	534,000.00	534,000.00	149,102.00	139,887.00	.00	384,898.00	27.9
04106140 622600 ENERGY & CONSERVAT	.00	.00	641,185.00	.00	.00	-641,185.00	100.0
TOTAL FACILITY MAINTENANCE	9,170,610.00	9,239,610.00	3,862,667.90	473,366.09	3,734,382.54	1,642,559.56	82.2%
TOTAL PERMANENT IMPROVEMENT	.00	.00	773,183.32	417,456.79	3,734,382.54	-4,507,565.86	100.0%
TOTAL REVENUES	-9,170,610.00	-9,239,610.00	-3,089,484.58	-55,909.30	.00	-6,150,125.42	
TOTAL EXPENSES	9,170,610.00	9,239,610.00	3,862,667.90	473,366.09	3,734,382.54	1,642,559.56	
<b>043 LCETZR NO1 TAX INCREMENT FUND</b>							
<b>000 UNDEFINED</b>							
043 470000 INTEREST INCOME	.00	.00	-9,536.71	.00	.00	9,536.71	100.0
043 801100 XFER FROM GENERAL FUND	-191,000.00	-191,000.00	.00	.00	.00	-191,000.00	.0
TOTAL UNDEFINED	-191,000.00	-191,000.00	-9,536.71	.00	.00	-181,463.29	5.0%
<b>090 PUBLIC WORKS</b>							
04309090 623000 ROAD PROJECTS	191,000.00	191,000.00	.00	.00	.00	191,000.00	.0
TOTAL PUBLIC WORKS	191,000.00	191,000.00	.00	.00	.00	191,000.00	.0%
TOTAL LCETZR NO1 TAX INCREMENT	.00	.00	-9,536.71	.00	.00	9,536.71	100.0%
TOTAL REVENUES	-191,000.00	-191,000.00	-9,536.71	.00	.00	-181,463.29	
TOTAL EXPENSES	191,000.00	191,000.00	.00	.00	.00	191,000.00	
<b>046 TJJD (P) JJAEP GRANT</b>							
<b>000 UNDEFINED</b>							
046 420390 TJJD-P JJAEP GRANT REVE	-80,000.00	-80,000.00	-4,130.50	.00	.00	-75,869.50	5.2

**BUDGET SUMMARIES REPORT**  
ACCOUNT SUMMARY APRIL 2024

FOR 2024 07

046	TJJJ (P) JJAEP GRANT	ORIGINAL APPROP	REVISED BUDGET	YTD ACTUAL	MTD ACTUAL	ENCUMBRANCES	AVAILABLE BUDGET	PCT USE/COL
	TOTAL UNDEFINED	-80,000.00	-80,000.00	-4,130.50	.00	.00	-75,869.50	5.2%
<b>051 JUVENILE PROBATION</b>								
04605135	562300 INTER LOCAL AGREEM	80,000.00	80,000.00	.00	.00	.00	80,000.00	.0
	TOTAL JUVENILE PROBATION	80,000.00	80,000.00	.00	.00	.00	80,000.00	.0%
	TOTAL TJJJ (P) JJAEP GRANT	.00	.00	-4,130.50	.00	.00	4,130.50	100.0%
	TOTAL REVENUES	-80,000.00	-80,000.00	-4,130.50	.00	.00	-75,869.50	
	TOTAL EXPENSES	80,000.00	80,000.00	.00	.00	.00	80,000.00	
<b>047 TJJJ TJJJ DSA RISK &amp; NEEDS ASS</b>								
<b>000 UNDEFINED</b>								
047	420170 TJJJ (R) GRANT REVENUE	-15,628.00	-15,628.00	-14,105.36	.00	.00	-1,522.64	90.3
	TOTAL UNDEFINED	-15,628.00	-15,628.00	-14,105.36	.00	.00	-1,522.64	90.3%
<b>051 JUVENILE PROBATION</b>								
04705135	520100 SUPPLIES/OTH OPER	15,628.00	15,628.00	14,105.36	.00	.00	1,522.64	90.3
	TOTAL JUVENILE PROBATION	15,628.00	15,628.00	14,105.36	.00	.00	1,522.64	90.3%
	TOTAL TJJJ TJJJ DSA RISK & NEE	.00	.00	.00	.00	.00	.00	.0%
	TOTAL REVENUES	-15,628.00	-15,628.00	-14,105.36	.00	.00	-1,522.64	
	TOTAL EXPENSES	15,628.00	15,628.00	14,105.36	.00	.00	1,522.64	
<b>048 TJJJ DSA RESIDENTIAL PROJECTS</b>								
<b>000 UNDEFINED</b>								
048	427030 TJJJ GRANT REVENUE	-127,520.00	-127,520.00	.00	.00	.00	-127,520.00	.0

**BUDGET SUMMARIES REPORT**  
ACCOUNT SUMMARY APRIL 2024

FOR 2024 07

048	TJJJ DSA RESIDENTIAL PROJECTS	ORIGINAL APPROP	REVISED BUDGET	YTD ACTUAL	MTD ACTUAL	ENCUMBRANCES	AVAILABLE BUDGET	PCT USE/COL
	TOTAL UNDEFINED	-127,520.00	-127,520.00	.00	.00	.00	-127,520.00	.0%
<b>051 JUVENILE PROBATION</b>								
04805135	500600 STAFF EMPLOYEES	64,000.00	64,000.00	.00	.00	.00	64,000.00	.0
04805135	510100 FICA	3,968.00	3,968.00	.00	.00	.00	3,968.00	.0
04805135	510200 MEDICARE	928.00	928.00	.00	.00	.00	928.00	.0
04805135	510300 RETIREMENT	7,700.00	7,700.00	.00	.00	.00	7,700.00	.0
04805135	510400 GROUP HEALTH INSUR	7,531.00	7,531.00	.00	.00	.00	7,531.00	.0
04805135	510500 GROUP DENTAL INSUR	415.00	415.00	.00	.00	.00	415.00	.0
04805135	510600 LIFE INSURANCE	30.00	30.00	.00	.00	.00	30.00	.0
04805135	510700 UNEMPLOYMENT INSUR	64.00	64.00	.00	.00	.00	64.00	.0
04805135	510900 WORKER'S COMPENSAT	5,364.00	5,364.00	.00	.00	.00	5,364.00	.0
04805135	562200 CONTRACT SERVICES	37,520.00	37,520.00	.00	.00	.00	37,520.00	.0
	TOTAL JUVENILE PROBATION	127,520.00	127,520.00	.00	.00	.00	127,520.00	.0%
	TOTAL TJJJ DSA RESIDENTIAL PRO	.00	.00	.00	.00	.00	.00	.0%
	TOTAL REVENUES	-127,520.00	-127,520.00	.00	.00	.00	-127,520.00	
	TOTAL EXPENSES	127,520.00	127,520.00	.00	.00	.00	127,520.00	
<b>049 TJJJ DSA PREVENT/INTERVENTION</b>								
<b>000 UNDEFINED</b>								
049	424900 TJPC-S GRANT REVENUE	.00	-66,000.00	-44,000.00	-5,500.00	.00	-22,000.00	66.7
	TOTAL UNDEFINED	.00	-66,000.00	-44,000.00	-5,500.00	.00	-22,000.00	66.7%
<b>051 JUVENILE PROBATION</b>								
04905135	540100 COMMUNICATIONS - M	.00	4,000.00	.00	.00	.00	4,000.00	.0
04905135	550300 TRAVEL AND TRAININ	.00	20,000.00	.00	.00	.00	20,000.00	.0
04905135	562200 CONTRACT SERVICES	.00	42,000.00	.00	.00	.00	42,000.00	.0
	TOTAL JUVENILE PROBATION	.00	66,000.00	.00	.00	.00	66,000.00	.0%

**BUDGET SUMMARIES REPORT**  
ACCOUNT SUMMARY APRIL 2024

FOR 2024 07

	ORIGINAL APPROP	REVISED BUDGET	YTD ACTUAL	MTD ACTUAL	ENCUMBRANCES	AVAILABLE BUDGET	PCT USE/COL
TOTAL TJJD DSA PREVENT/INTERVE	.00	.00	-44,000.00	-5,500.00	.00	44,000.00	100.0%
TOTAL REVENUES	.00	-66,000.00	-44,000.00	-5,500.00	.00	-22,000.00	
TOTAL EXPENSES	.00	66,000.00	.00	.00	.00	66,000.00	
<b>050 JUVENILE STAR PROGRAM</b>							
<b>000 UNDEFINED</b>							
050 424000 STAR PROGRAM-JUVENILE	-260,000.00	-260,000.00	-120,500.00	.00	.00	-139,500.00	46.3
050 489900 OTHER REVENUE	-1,895.00	-1,895.00	.00	.00	.00	-1,895.00	.0
050 805100 XFER FROM LCJJC	-119,605.00	-119,605.00	.00	.00	.00	-119,605.00	.0
TOTAL UNDEFINED	-381,500.00	-381,500.00	-120,500.00	.00	.00	-261,000.00	31.6%
<b>051 JUVENILE PROBATION</b>							
05005135 500600 STAFF EMPLOYEES	261,179.00	261,179.00	36,539.30	4,861.51	.00	224,639.70	14.0
05005135 510100 FICA	18,000.00	18,000.00	1,910.73	249.51	.00	16,089.27	10.6
05005135 510200 MEDICARE	4,209.00	4,209.00	446.88	58.36	.00	3,762.12	10.6
05005135 510300 RETIREMENT	31,487.00	31,487.00	4,059.56	540.12	.00	27,427.44	12.9
05005135 510400 GROUP HEALTH INSUR	45,669.00	45,669.00	9,539.40	1,271.92	.00	36,129.60	20.9
05005135 510500 GROUP DENTAL INSUR	2,556.00	2,556.00	406.20	54.16	.00	2,149.80	15.9
05005135 510600 LIFE INSURANCE	342.00	342.00	33.60	4.48	.00	308.40	9.8
05005135 510700 UNEMPLOYMENT INSUR	1,481.00	1,481.00	42.60	5.34	.00	1,438.40	2.9
05005135 510900 WORKER'S COMPENSAT	9,781.00	9,781.00	98.61	13.12	.00	9,682.39	1.0
05005135 520100 SUPPLIES/OTH OPER	3,000.00	3,000.00	187.56	.00	.00	2,812.44	6.3
05005135 540100 COMMUNICATIONS - M	546.00	546.00	178.41	.00	.00	367.59	32.7
05005135 550300 TRAVEL AND TRAININ	3,150.00	3,150.00	1,342.07	.00	.00	1,807.93	42.6
05005135 550500 ASSOCIATION DUES	100.00	100.00	.00	.00	.00	100.00	.0
TOTAL JUVENILE PROBATION	381,500.00	381,500.00	54,784.92	7,058.52	.00	326,715.08	14.4%
TOTAL JUVENILE STAR PROGRAM	.00	.00	-65,715.08	7,058.52	.00	65,715.08	100.0%
TOTAL REVENUES	-381,500.00	-381,500.00	-120,500.00	.00	.00	-261,000.00	
TOTAL EXPENSES	381,500.00	381,500.00	54,784.92	7,058.52	.00	326,715.08	
<b>051 JUVENILE PROBATION</b>							
<b>000 UNDEFINED</b>							
051 451900 JUVENILE PROBATION FEES	-5,000.00	-5,000.00	-1,151.00	-481.00	.00	-3,849.00	23.0

**BUDGET SUMMARIES REPORT**  
ACCOUNT SUMMARY APRIL 2024

FOR 2024 07

051	JUVENILE PROBATION	ORIGINAL APPROP	REVISED BUDGET	YTD ACTUAL	MTD ACTUAL	ENCUMBRANCES	AVAILABLE BUDGET	PCT USE/COL
051 470000	INTEREST INCOME	-10,000.00	-10,000.00	-143,374.52	.00	.00	133,374.52	1433.7
051 489900	OTHER REVENUE	-2,000.00	-2,000.00	-592.21	-207.09	.00	-1,407.79	29.6
051 736100	DRAW FROM RESERVES	-7,577,191.00	-7,577,191.00	.00	.00	.00	-7,577,191.00	.0
051 801100	XFER FROM GENERAL FUND	-1,000,000.00	-1,000,000.00	-583,333.30	-83,333.34	.00	-416,666.70	58.3
051 904100	XFER TO PERMANENT IMPRO	470,000.00	470,000.00	.00	.00	.00	470,000.00	.0
051 905000	XFER TO STAR PROGRAM	119,605.00	119,605.00	.00	.00	.00	119,605.00	.0
051 905400	XFER TO JUV PROB COMM F	260,619.00	260,619.00	.00	.00	.00	260,619.00	.0
051 905500	XFER TO JUVENILE DETENT	4,777,391.00	4,777,391.00	1,438,477.39	.00	.00	3,338,913.61	30.1
051 905700	XFER TO FOOD SERVICE	255,242.00	255,242.00	122,852.93	.00	.00	132,389.07	48.1
TOTAL UNDEFINED		-2,711,334.00	-2,711,334.00	832,879.29	-84,021.43	.00	-3,544,213.29	-30.7%

**051 JUVENILE PROBATION**

05105135 500200	APPOINTED OFFICIAL	126,282.00	126,282.00	78,616.14	10,408.04	.00	47,665.86	62.3
05105135 500600	STAFF EMPLOYEES	1,533,155.00	1,533,155.00	842,765.61	112,631.09	.00	690,389.39	55.0
05105135 510100	FICA	102,379.00	102,379.00	54,215.27	7,246.56	.00	48,163.73	53.0
05105135 510200	MEDICARE	23,944.00	23,944.00	12,679.28	1,694.76	.00	11,264.72	53.0
05105135 510300	RETIREMENT	183,457.00	183,457.00	102,364.66	13,669.50	.00	81,092.34	55.8
05105135 510400	GROUP HEALTH INSUR	195,806.00	195,806.00	152,052.30	20,925.64	.00	43,753.70	77.7
05105135 510500	GROUP DENTAL INSUR	10,790.00	10,790.00	7,023.62	972.24	.00	3,766.38	65.1
05105135 510600	LIFE INSURANCE	1,560.00	1,560.00	804.50	110.24	.00	755.50	51.6
05105135 510700	UNEMPLOYMENT INSUR	1,531.00	1,531.00	1,075.92	135.32	.00	455.08	70.3
05105135 510900	WORKER'S COMPENSAT	4,459.00	4,459.00	2,793.16	332.22	.00	1,665.84	62.6
05105135 520100	SUPPLIES/OTH OPER	51,500.00	51,500.00	29,683.25	4,579.72	12,721.16	9,095.59	82.3
05105135 522400	UNIFORMS	10,000.00	10,000.00	2,860.94	1,572.81	.00	7,139.06	28.6
05105135 522700	RESIDENT SUPPLIES	5,000.00	5,000.00	.00	.00	.00	5,000.00	.0
05105135 522800	LAW BOOKS	1,000.00	1,000.00	964.00	.00	.00	36.00	96.4
05105135 523000	NON-CAPITAL SOFTWA	1,350.00	1,350.00	.00	.00	.00	1,350.00	.0
05105135 523100	NON-CAPITAL EQUIPM	3,000.00	3,000.00	.00	.00	.00	3,000.00	.0
05105135 530100	EQUIPMENT OPER/MAI	1,000.00	1,000.00	.00	.00	.00	1,000.00	.0
05105135 530200	VEHICLE OPERATION/	7,500.00	7,500.00	6,198.25	742.82	2,644.01	-1,342.26	117.9
05105135 530500	BUILDING MAINTENAN	66,000.00	66,000.00	26,558.60	3,664.00	14,641.39	24,800.01	62.4
05105135 530800	SOFTWARE MAINTENAN	10,000.00	10,000.00	.00	.00	.00	10,000.00	.0
05105135 530900	GROUNDS MAINTENANC	5,910.00	5,910.00	1,565.75	427.46	.00	4,344.25	26.5
05105135 540100	COMMUNICATIONS - M	31,000.00	31,000.00	8,213.15	1,339.20	16,608.44	6,178.41	80.1
05105135 540600	UTILITIES	225,000.00	225,000.00	89,236.13	10,605.98	109,763.87	26,000.00	88.4
05105135 550300	TRAVEL AND TRAININ	78,775.00	78,775.00	20,549.20	6,787.85	100.00	58,125.80	26.2
05105135 550500	ASSOCIATION DUES	936.00	936.00	20.00	.00	.00	916.00	2.1
05105135 562200	CONTRACT SERVICES	30,000.00	30,000.00	.00	.00	.00	30,000.00	.0
TOTAL JUVENILE PROBATION		2,711,334.00	2,711,334.00	1,440,239.73	197,845.45	156,478.87	1,114,615.40	58.9%



**BUDGET SUMMARIES REPORT**  
ACCOUNT SUMMARY APRIL 2024

FOR 2024 07

	ORIGINAL APPROP	REVISED BUDGET	YTD ACTUAL	MTD ACTUAL	ENCUMBRANCES	AVAILABLE BUDGET	PCT USE/COL
TOTAL JUVENILE PROBATION	.00	.00	2,273,119.02	113,824.02	156,478.87	-2,429,597.89	100.0%
TOTAL REVENUES	-8,594,191.00	-8,594,191.00	-728,451.03	-84,021.43	.00	-7,865,739.97	
TOTAL EXPENSES	8,594,191.00	8,594,191.00	3,001,570.05	197,845.45	156,478.87	5,436,142.08	
<b>054 TJJD (A) JUV PROB COMM GRANT</b>							
<b>000 UNDEFINED</b>							
054 421500 TJPC-A STATE AID	-2,191,159.00	-2,191,159.00	-1,535,639.41	-182,597.00	.00	-655,519.59	70.1
054 427030 TJJD GRANT REVENUE	-363,190.00	-363,190.00	-363,189.99	.00	.00	.01	100.0
054 805100 XFER FROM LCJJC	-260,619.00	-260,619.00	.00	.00	.00	-260,619.00	.0
TOTAL UNDEFINED	-2,814,968.00	-2,814,968.00	-1,898,829.40	-182,597.00	.00	-916,138.60	67.5%
<b>051 JUVENILE PROBATION</b>							
05405135 500600 STAFF EMPLOYEES	1,129,875.00	1,129,875.00	414,552.66	94,251.26	.00	715,322.34	36.7
05405135 500700 OVERTIME COMPENSAT	2,000.00	2,000.00	832.42	.00	.00	1,167.58	41.6
05405135 501010 SUPPLEMENT PROBATI	63,000.00	63,000.00	29,027.25	3,870.30	.00	33,972.75	46.1
05405135 501100 SUPPLEMENT DETENTI	31,000.00	31,000.00	10,275.84	1,290.24	.00	20,724.16	33.1
05405135 501600 SALARY ADJUSTMENT	363,190.00	363,190.00	363,189.99	.00	.00	.01	100.0
05405135 510100 FICA	84,744.00	84,744.00	26,418.79	5,926.32	.00	58,325.21	31.2
05405135 510200 MEDICARE	19,626.00	19,626.00	6,178.37	1,385.95	.00	13,447.63	31.5
05405135 510300 RETIREMENT	151,854.00	151,854.00	87,999.55	11,044.74	.00	63,854.45	58.0
05405135 510400 GROUP HEALTH INSUR	123,860.00	123,860.00	105,464.40	13,520.75	.00	18,395.60	85.1
05405135 510500 GROUP DENTAL INSUR	6,825.00	6,825.00	5,379.20	667.76	.00	1,445.80	78.8
05405135 510600 LIFE INSURANCE	987.00	987.00	791.15	97.32	.00	195.85	80.2
05405135 510700 UNEMPLOYMENT INSUR	1,302.00	1,302.00	926.60	109.34	.00	375.40	71.2
05405135 510900 WORKER'S COMPENSAT	49,068.00	49,068.00	23,603.42	3,136.86	.00	25,464.58	48.1
05405135 520140 SUPPLIES/OTHER OPE	30,000.00	30,000.00	.00	.00	.00	30,000.00	.0
05405135 540100 COMMUNICATIONS - M	3,000.00	3,000.00	559.88	169.88	370.12	2,070.00	31.0
05405135 544100 RESIDENTIAL NON-SE	537,887.00	537,887.00	272,044.14	59,834.53	226,479.86	39,363.00	92.7
05405135 550303 TRAVEL AND TRAININ	12,000.00	12,000.00	2,747.30	379.74	3,680.70	5,572.00	53.6
05405135 562200 CONTRACT SERVICES	55,000.00	55,000.00	6,522.81	1,349.33	5,612.19	42,865.00	22.1
05405135 564500 CONTRACT SERVICES	80,000.00	80,000.00	35,370.25	5,114.75	4,629.75	40,000.00	50.0
05405135 564600 CONTRACT SERVICES	37,750.00	37,750.00	5,700.00	1,075.00	16,450.00	15,600.00	58.7
05405135 564800 ELECTRONIC MONITOR	32,000.00	32,000.00	9,973.25	1,378.70	16,026.75	6,000.00	81.3
TOTAL JUVENILE PROBATION	2,814,968.00	2,814,968.00	1,407,557.27	204,602.77	273,249.37	1,134,161.36	59.7%

**BUDGET SUMMARIES REPORT**  
ACCOUNT SUMMARY APRIL 2024

FOR 2024 07

	ORIGINAL APPROP	REVISED BUDGET	YTD ACTUAL	MTD ACTUAL	ENCUMBRANCES	AVAILABLE BUDGET	PCT USE/COL
TOTAL TJJD (A) JUV PROB COMM G	.00	.00	-491,272.13	22,005.77	273,249.37	218,022.76	100.0%
TOTAL REVENUES	-2,814,968.00	-2,814,968.00	-1,898,829.40	-182,597.00	.00	-916,138.60	
TOTAL EXPENSES	2,814,968.00	2,814,968.00	1,407,557.27	204,602.77	273,249.37	1,134,161.36	

**055 JUVENILE DETENTION**

**000 UNDEFINED**

055 451300 CONTRACTSERV-OTHER COUN	-755,305.00	-755,305.00	-484,310.00	.00	.00	-270,995.00	64.1
055 805100 XFER FROM LCJJC	-4,777,391.00	-4,777,391.00	-1,438,477.39	.00	.00	-3,338,913.61	30.1
TOTAL UNDEFINED	-5,532,696.00	-5,532,696.00	-1,922,787.39	.00	.00	-3,609,908.61	34.8%

**051 JUVENILE PROBATION**

05505135 500600 STAFF EMPLOYEES	3,628,423.00	3,623,423.00	1,937,611.49	268,294.58	.00	1,685,811.51	53.5
05505135 500700 OVERTIME COMPENSAT	25,500.00	30,500.00	10,258.12	370.93	.00	20,241.88	33.6
05505135 500900 PART TIME POSITION	55,500.00	55,500.00	.00	.00	.00	55,500.00	.0
05505135 510100 FICA	228,231.00	228,231.00	116,078.13	15,990.29	.00	112,152.87	50.9
05505135 510200 MEDICARE	53,377.00	53,377.00	27,147.58	3,739.74	.00	26,229.42	50.9
05505135 510300 RETIREMENT	408,976.00	408,976.00	216,408.36	29,848.73	.00	192,567.64	52.9
05505135 510400 GROUP HEALTH INSUR	527,170.00	527,170.00	289,118.67	40,376.14	.00	238,051.33	54.8
05505135 510500 GROUP DENTAL INSUR	29,050.00	29,050.00	15,106.31	2,058.70	.00	13,943.69	52.0
05505135 510600 LIFE INSURANCE	4,200.00	4,200.00	1,974.91	267.32	.00	2,225.09	47.0
05505135 510700 UNEMPLOYMENT INSUR	3,423.00	3,423.00	2,268.31	295.58	.00	1,154.69	66.3
05505135 510900 WORKER'S COMPENSAT	137,774.00	137,774.00	76,855.21	10,642.28	.00	60,918.79	55.8
05505135 520100 SUPPLIES/OTH OPER	35,000.00	35,000.00	14,452.46	3,066.13	20,508.77	38.77	99.9
05505135 522700 RESIDENT SUPPLIES	33,572.00	33,572.00	5,652.92	285.15	15,881.21	12,037.87	64.1
05505135 523100 NON-CAPITAL EQUIPM	13,000.00	13,000.00	2,129.71	.00	5,146.41	5,723.88	56.0
05505135 530100 EQUIPMENT OPER/MAI	1,000.00	1,000.00	.00	.00	.00	1,000.00	.0
05505135 530200 VEHICLE OPERATION/	2,500.00	2,500.00	1,193.06	39.02	1,947.98	-641.04	125.6
05505135 550201 RESIDENT TRANSPORT	10,000.00	10,000.00	4,458.27	566.00	.00	5,541.73	44.6
05505135 550300 TRAVEL AND TRAININ	.00	.00	-44.00	.00	.00	44.00	100.0
05505135 561100 MEDICAL FOR RESIDE	10,000.00	10,000.00	3,678.54	697.96	.00	6,321.46	36.8
05505135 561400 PROFESSIONAL SERVI	11,000.00	11,000.00	.00	.00	.00	11,000.00	.0
05505135 562200 CONTRACT SERVICES	115,000.00	115,000.00	27,675.00	4,350.00	22,325.00	65,000.00	43.5
05505135 564200 RESIDENTIAL PLACEM	200,000.00	200,000.00	5,841.47	483.07	11,385.88	182,772.65	8.6
TOTAL JUVENILE PROBATION	5,532,696.00	5,532,696.00	2,757,864.52	381,371.62	77,195.25	2,697,636.23	51.2%

**BUDGET SUMMARIES REPORT**  
ACCOUNT SUMMARY APRIL 2024

FOR 2024 07

	ORIGINAL APPROP	REVISED BUDGET	YTD ACTUAL	MTD ACTUAL	ENCUMBRANCES	AVAILABLE BUDGET	PCT USE/COL
TOTAL JUVENILE DETENTION	.00	.00	835,077.13	381,371.62	77,195.25	-912,272.38	100.0%
TOTAL REVENUES	-5,532,696.00	-5,532,696.00	-1,922,787.39	.00	.00	-3,609,908.61	
TOTAL EXPENSES	5,532,696.00	5,532,696.00	2,757,864.52	381,371.62	77,195.25	2,697,636.23	
<b>057 JUVENILE FOOD SERVICE</b>							
<b>000 UNDEFINED</b>							
057 420100 GRANT REVENUE	.00	-6,467.00	-6,466.40	.00	.00	-.60	100.0
057 426600 DHS SCHOOL MEAL PROGRAM	-150,000.00	-150,000.00	-57,693.15	.00	.00	-92,306.85	38.5
057 426700 DHS COMMODITIES PROGRAM	-7,449.00	-7,449.00	.00	.00	.00	-7,449.00	.0
057 489900 OTHER REVENUE	-6,405.00	-6,405.00	-287.24	.00	.00	-6,117.76	4.5
057 805100 XFBR FROM LCJJC	-255,242.00	-255,242.00	-122,852.93	.00	.00	-132,389.07	48.1
TOTAL UNDEFINED	-419,096.00	-425,563.00	-187,299.72	.00	.00	-238,263.28	44.0%
<b>051 JUVENILE PROBATION</b>							
05705135 500600 STAFF EMPLOYEES	115,295.00	115,295.00	60,573.08	8,849.89	.00	54,721.92	52.5
05705135 500700 OVERTIME COMPENSAT	1,000.00	1,000.00	.00	.00	.00	1,000.00	.0
05705135 500800 TEMPORARY	15,000.00	15,000.00	8,959.87	1,016.49	.00	6,040.13	59.7
05705135 510100 FICA	8,140.00	8,140.00	4,117.89	560.21	.00	4,022.11	50.6
05705135 510200 MEDICARE	1,904.00	1,904.00	963.10	131.02	.00	940.90	50.6
05705135 510300 RETIREMENT	14,587.00	14,587.00	6,729.67	983.22	.00	7,857.33	46.1
05705135 510400 GROUP HEALTH INSUR	22,593.00	22,593.00	11,644.97	2,422.84	.00	10,948.03	51.5
05705135 510500 GROUP DENTAL INSUR	1,245.00	1,245.00	581.81	116.92	.00	663.19	46.7
05705135 510600 LIFE INSURANCE	180.00	180.00	71.68	13.44	.00	108.32	39.8
05705135 510700 UNEMPLOYMENT INSUR	121.00	121.00	80.71	10.86	.00	40.29	66.7
05705135 510900 WORKER'S COMPENSAT	5,081.00	5,081.00	2,934.38	416.38	.00	2,146.62	57.8
05705135 520600 KITCHEN SUPPLIES	4,500.00	4,500.00	3,602.87	37.42	399.25	497.88	88.9
05705135 521900 FOOD	225,000.00	231,467.00	152,595.24	14,632.49	71,899.34	6,972.42	97.0
05705135 523100 NON-CAPITAL EQUIPM	2,000.00	2,000.00	.00	.00	.00	2,000.00	.0
05705135 530100 EQUIPMENT OPER/MAI	250.00	250.00	.00	.00	.00	250.00	.0
05705135 570100 RENTALS AND LEASES	2,200.00	2,200.00	599.69	85.67	428.35	1,171.96	46.7
TOTAL JUVENILE PROBATION	419,096.00	425,563.00	253,454.96	29,276.85	72,726.94	99,381.10	76.6%
TOTAL JUVENILE FOOD SERVICE	.00	.00	66,155.24	29,276.85	72,726.94	-138,882.18	100.0%
TOTAL REVENUES	-419,096.00	-425,563.00	-187,299.72	.00	.00	-238,263.28	
TOTAL EXPENSES	419,096.00	425,563.00	253,454.96	29,276.85	72,726.94	99,381.10	

**BUDGET SUMMARIES REPORT**  
ACCOUNT SUMMARY APRIL 2024

FOR 2024 07

067	CJD DWI COURT GRANT	ORIGINAL APPROP	REVISED BUDGET	YTD ACTUAL	MTD ACTUAL	ENCUMBRANCES	AVAILABLE BUDGET	PCT USE/COL
<b>067 CJD DWI COURT GRANT</b>								
<b>000 UNDEFINED</b>								
067	420100 GRANT REVENUE	-50,796.00	-50,796.00	-12,819.05	.00	.00	-37,976.95	25.2
	TOTAL UNDEFINED	-50,796.00	-50,796.00	-12,819.05	.00	.00	-37,976.95	25.2%
<b>014 COURTS</b>								
06701420	520220 SUPPLIES/DRUG TEST	30,000.00	30,000.00	12,567.70	.00	.00	17,432.30	41.9
06701420	523000 NON-CAPITAL SOFTWA	2,700.00	2,700.00	.00	.00	.00	2,700.00	.0
06701420	550300 TRAVEL AND TRAININ	5,000.00	5,000.00	.00	.00	.00	5,000.00	.0
06701420	561400 PROFESSIONAL SERVI	996.00	996.00	251.35	.00	.00	744.65	25.2
06701420	562200 CONTRACT SERVICES	12,100.00	12,100.00	.00	.00	.00	12,100.00	.0
	TOTAL COURTS	50,796.00	50,796.00	12,819.05	.00	.00	37,976.95	25.2%
	TOTAL CJD DWI COURT GRANT	.00	.00	.00	.00	.00	.00	.0%
	TOTAL REVENUES	-50,796.00	-50,796.00	-12,819.05	.00	.00	-37,976.95	
	TOTAL EXPENSES	50,796.00	50,796.00	12,819.05	.00	.00	37,976.95	
<b>070 ON LINE ACCESS</b>								
<b>000 UNDEFINED</b>								
070	470000 INTEREST INCOME	-7,000.00	-7,000.00	-7,323.01	.00	.00	323.01	104.6
070	736100 DRAW FROM RESERVES	-178,000.00	-178,000.00	.00	.00	.00	-178,000.00	.0
	TOTAL UNDEFINED	-185,000.00	-185,000.00	-7,323.01	.00	.00	-177,676.99	4.0%
<b>014 COURTS</b>								
07001420	520100 SUPPLIES/OTH OPER	97,000.00	97,000.00	4,166.24	520.00	2,580.00	90,253.76	7.0

**BUDGET SUMMARIES REPORT**  
ACCOUNT SUMMARY APRIL 2024

FOR 2024 07

	ORIGINAL APPROP	REVISED BUDGET	YTD ACTUAL	MTD ACTUAL	ENCUMBRANCES	AVAILABLE BUDGET	PCT USE/COL
07001420 523100 NON-CAPITAL EQUIPM	75,000.00	75,000.00	.00	.00	.00	75,000.00	.0
07001420 550300 TRAVEL AND TRAININ	8,000.00	8,000.00	.00	.00	.00	8,000.00	.0
07001420 562200 CONTRACT SERVICES	5,000.00	5,000.00	.00	.00	.00	5,000.00	.0
TOTAL COURTS	185,000.00	185,000.00	4,166.24	520.00	2,580.00	178,253.76	3.6%
TOTAL ON LINE ACCESS	.00	.00	-3,156.77	520.00	2,580.00	576.77	100.0%
TOTAL REVENUES	-185,000.00	-185,000.00	-7,323.01	.00	.00	-177,676.99	
TOTAL EXPENSES	185,000.00	185,000.00	4,166.24	520.00	2,580.00	178,253.76	
<b>072 CJD DRUG COURT GRANT</b>							
<b>000 UNDEFINED</b>							
072 420100 GRANT REVENUE	-50,796.00	-50,796.00	-8,016.57	.00	.00	-42,779.43	15.8
TOTAL UNDEFINED	-50,796.00	-50,796.00	-8,016.57	.00	.00	-42,779.43	15.8%
<b>014 COURTS</b>							
07201420 520220 SUPPLIES/DRUG TEST	30,000.00	30,000.00	7,859.38	.00	.00	22,140.62	26.2
07201420 523000 NON-CAPITAL SOFTWA	2,700.00	2,700.00	.00	.00	.00	2,700.00	.0
07201420 550300 TRAVEL AND TRAININ	5,000.00	5,000.00	.00	.00	.00	5,000.00	.0
07201420 561400 PROFESSIONAL SERVI	996.00	996.00	157.19	.00	.00	838.81	15.8
07201420 562200 CONTRACT SERVICES	12,100.00	12,100.00	.00	.00	.00	12,100.00	.0
TOTAL COURTS	50,796.00	50,796.00	8,016.57	.00	.00	42,779.43	15.8%
TOTAL CJD DRUG COURT GRANT	.00	.00	.00	.00	.00	.00	.0%
TOTAL REVENUES	-50,796.00	-50,796.00	-8,016.57	.00	.00	-42,779.43	
TOTAL EXPENSES	50,796.00	50,796.00	8,016.57	.00	.00	42,779.43	
<b>074 COUNTY DRUG COURT COURT COST</b>							
<b>000 UNDEFINED</b>							
074 437000 DRUG COURT FEE	-4,000.00	-4,000.00	-505.39	.00	.00	-3,494.61	12.6

**BUDGET SUMMARIES REPORT**  
ACCOUNT SUMMARY APRIL 2024

FOR 2024 07

074	COUNTY DRUG COURT COURT COST	ORIGINAL APPROP	REVISED BUDGET	YTD ACTUAL	MTD ACTUAL	ENCUMBRANCES	AVAILABLE BUDGET	PCT USE/COL
074 437200	COUNTY SPECIALTY COURT	-20,000.00	-20,000.00	-15,335.88	-2,561.54	.00	-4,664.12	76.7
074 470000	INTEREST INCOME	-9,000.00	-9,000.00	-6,906.21	.00	.00	-2,093.79	76.7
TOTAL UNDEFINED		-33,000.00	-33,000.00	-22,747.48	-2,561.54	.00	-10,252.52	68.9%

**014 COURTS**

07401420 550300	TRAVEL AND TRAININ	20,500.00	20,500.00	.00	.00	.00	20,500.00	.0
07401420 562200	CONTRACT SERVICES	12,500.00	12,500.00	.00	.00	.00	12,500.00	.0
TOTAL COURTS		33,000.00	33,000.00	.00	.00	.00	33,000.00	.0%
TOTAL COUNTY DRUG COURT COURT		.00	.00	-22,747.48	-2,561.54	.00	22,747.48	100.0%
TOTAL REVENUES		-33,000.00	-33,000.00	-22,747.48	-2,561.54	.00	-10,252.52	
TOTAL EXPENSES		33,000.00	33,000.00	.00	.00	.00	33,000.00	

**075 DISPUTE RESOLUTION**

**000 UNDEFINED**

075 438000	ADR FEES	-295,000.00	-295,000.00	-152,671.51	-24,978.14	.00	-142,328.49	51.8
075 438100	ADMIN FEES	-41,000.00	-41,000.00	-16,060.00	-3,062.50	.00	-24,940.00	39.2
075 438210	MEDIATION FEES	-56,000.00	-56,000.00	-21,673.32	-2,335.50	.00	-34,326.68	38.7
075 438400	TRAINING FEES	-23,125.00	-23,125.00	-6,050.00	-525.00	.00	-17,075.00	26.2
075 438500	ADR FEE OTH COUNTY	-1,000.00	-1,000.00	-744.90	-105.00	.00	-255.10	74.5
075 438600	CLIENT SERVICES	-4,500.00	-4,500.00	.00	.00	.00	-4,500.00	.0
075 470000	INTEREST INCOME	-1,000.00	-1,000.00	-516.30	.00	.00	-483.70	51.6
075 907600	XFER TO USDA-AG-MEDIATI	.00	.00	33,484.67	.00	.00	-33,484.67	100.0
TOTAL UNDEFINED		-421,625.00	-421,625.00	-164,231.36	-31,006.14	.00	-257,393.64	39.0%

**075 DISPUTE RESOLUTION**

07507525 500200	APPOINTED OFFICIAL	53,449.00	53,449.00	30,278.67	4,108.44	.00	23,170.33	56.6
07507525 500600	STAFF EMPLOYEES	100,983.00	100,983.00	66,961.49	5,955.84	.00	34,021.51	66.3
07507525 500800	TEMPORARY	99,795.00	99,795.00	65,395.98	12,943.23	.00	34,399.02	65.5
07507525 510100	FICA	14,143.00	14,143.00	9,979.99	1,414.38	.00	4,163.01	70.6

**BUDGET SUMMARIES REPORT**  
ACCOUNT SUMMARY APRIL 2024

FOR 2024 07

	ORIGINAL APPROP	REVISED BUDGET	YTD ACTUAL	MTD ACTUAL	ENCUMBRANCES	AVAILABLE BUDGET	PCT USE/COL
07507525 510200 MEDICARE	3,308.00	3,308.00	2,333.92	330.77	.00	974.08	70.6
07507525 510300 RETIREMENT	15,077.00	15,077.00	10,736.90	1,051.68	.00	4,340.10	71.2
07507525 510400 GROUP HEALTH INSUR	13,195.00	13,195.00	9,518.55	1,135.44	.00	3,676.45	72.1
07507525 510500 GROUP DENTAL INSUR	730.00	730.00	654.26	90.22	.00	75.74	89.6
07507525 510600 LIFE INSURANCE	110.00	110.00	96.85	11.88	.00	13.15	88.0
07507525 510700 UNEMPLOYMENT INSUR	234.00	234.00	188.55	25.32	.00	45.45	80.6
07507525 510900 WORKER'S COMPENSAT	749.00	749.00	439.09	62.11	.00	309.91	58.6
07507525 520100 SUPPLIES/OTH OPER	10,140.00	10,140.00	8,160.87	1,360.46	1,972.26	6.87	99.9
07507525 520500 MARKETING	1,000.00	1,000.00	166.26	27.71	.00	833.74	16.6
07507525 522800 LAW BOOKS	1,636.00	1,636.00	487.00	191.00	113.00	1,036.00	36.7
07507525 540100 COMMUNICATIONS - M	1,380.00	1,380.00	821.90	85.48	558.10	.00	100.0
07507525 550300 TRAVEL AND TRAININ	15,000.00	15,000.00	1,645.53	25.00	.00	13,354.47	11.0
07507525 550500 ASSOCIATION DUES	1,256.00	1,256.00	663.85	.00	.00	592.15	52.9
07507525 561400 PROFESSIONAL SERVI	4,440.00	4,440.00	740.00	60.00	160.00	3,540.00	20.3
07507525 562200 CONTRACT SERVICES	85,000.00	85,000.00	53,025.32	8,310.00	.00	31,974.68	62.4
TOTAL DISPUTE RESOLUTION	421,625.00	421,625.00	262,294.98	37,188.96	2,803.36	156,526.66	62.9%
TOTAL DISPUTE RESOLUTION	.00	.00	98,063.62	6,182.82	2,803.36	-100,866.98	100.0%
TOTAL REVENUES	-421,625.00	-421,625.00	-197,716.03	-31,006.14	.00	-223,908.97	
TOTAL EXPENSES	421,625.00	421,625.00	295,779.65	37,188.96	2,803.36	123,041.99	
<b>076 USDA AG MEDIATION GRANT</b>							
<b>000 UNDEFINED</b>							
076 422010 FSA-USDA GRANT REVENUE	-300,000.00	-300,000.00	-90,599.64	.00	.00	-209,400.36	30.2
076 438220 PROGRAM INCOME	-1,500.00	-1,500.00	.00	.00	.00	-1,500.00	.0
076 480000 IN-KIND REVENUE	-118,500.00	-118,500.00	-3,003.75	.00	.00	-115,496.25	2.5
076 489900 OTHER REVENUE	.00	.00	-2,340.00	.00	.00	2,340.00	100.0
076 807500 XFBR FROM DISPUTE RESOL	.00	.00	-33,484.67	.00	.00	33,484.67	100.0
TOTAL UNDEFINED	-420,000.00	-420,000.00	-129,428.06	.00	.00	-290,571.94	30.8%
<b>076 USDA AG MEDIATION GRANT</b>							
07607625 500200 APPOINTED OFFICIAL	53,650.00	53,650.00	30,761.22	4,108.44	.00	22,888.78	57.3
07607625 500600 STAFF EMPLOYEES	123,185.00	123,185.00	63,225.19	3,794.14	.00	59,959.81	51.3
07607625 500800 TEMPORARY	.00	.00	3,927.00	.00	.00	-3,927.00	100.0

**BUDGET SUMMARIES REPORT**  
ACCOUNT SUMMARY APRIL 2024

FOR 2024 07

	ORIGINAL APPROP	REVISED BUDGET	YTD ACTUAL	MTD ACTUAL	ENCUMBRANCES	AVAILABLE BUDGET	PCT USE/COL
07607625 510100 FICA	10,963.00	10,963.00	5,938.68	479.73	.00	5,024.32	54.2
07607625 510200 MEDICARE	2,564.00	2,564.00	1,389.01	112.20	.00	1,174.99	54.2
07607625 510300 RETIREMENT	21,043.00	21,043.00	10,441.89	877.98	.00	10,601.11	49.6
07607625 510400 GROUP HEALTH INSUR	18,828.00	18,828.00	8,231.46	560.02	.00	10,596.54	43.7
07607625 510500 GROUP DENTAL INSUR	1,038.00	1,038.00	542.31	47.16	.00	495.69	52.2
07607625 510600 LIFE INSURANCE	75.00	75.00	77.91	6.04	.00	-2.91	103.9
07607625 510700 UNEMPLOYMENT INSUR	177.00	177.00	114.23	8.70	.00	62.77	64.5
07607625 510900 WORKER'S COMPENSAT	477.00	477.00	264.44	21.34	.00	212.56	55.4
07607625 520100 SUPPLIES/OTH OPER	4,000.00	4,000.00	2,290.40	1,849.50	518.45	1,191.15	70.2
07607625 520500 MARKETING	800.00	800.00	704.65	.00	.00	95.35	88.1
07607625 522500 POSTAGE	200.00	200.00	112.00	112.00	.00	88.00	56.0
07607625 550300 TRAVEL AND TRAININ	39,500.00	39,500.00	5,599.93	555.01	.00	33,900.07	14.2
07607625 562200 CONTRACT SERVICES	25,000.00	25,000.00	3,296.25	300.00	3,500.00	18,203.75	27.2
07607625 599000 IN-KIND EXPENSE	118,500.00	118,500.00	5,343.75	.00	.00	113,156.25	4.5
TOTAL USDA AG MEDIATION GRANT	420,000.00	420,000.00	142,260.32	12,832.26	4,018.45	273,721.23	34.8%
TOTAL USDA AG MEDIATION GRANT	.00	.00	12,832.26	12,832.26	4,018.45	-16,850.71	100.0%
TOTAL REVENUES	-420,000.00	-420,000.00	-129,428.06	.00	.00	-290,571.94	
TOTAL EXPENSES	420,000.00	420,000.00	142,260.32	12,832.26	4,018.45	273,721.23	
<b>077 DOMESTIC RELATIONS OFFICE</b>							
<b>000 UNDEFINED</b>							
077 420100 GRANT REVENUE	.00	-7,625.00	-7,625.00	.00	.00	.00	100.0
077 438010 DRO FEES LUBBOCK COUNTY	-16,080.00	-16,080.00	-8,606.75	-1,258.97	.00	-7,473.25	53.5
077 438100 ADMIN FEES	.00	.00	-175.00	-140.00	.00	175.00	100.0
077 438200 SERVICE FEES	-52,800.00	-52,800.00	-16,614.37	-1,391.25	.00	-36,185.63	31.5
077 438510 SUPERVISED VISITATION	-21,600.00	-21,600.00	-13,157.50	-60.00	.00	-8,442.50	60.9
077 438700 COMMUNITY SUPERVISION	-60,000.00	-60,000.00	-38,995.14	.00	.00	-21,004.86	65.0
077 470000 INTEREST INCOME	.00	.00	-363.81	.00	.00	363.81	100.0
077 736100 DRAW FROM RESERVES	-28,665.00	-28,665.00	.00	.00	.00	-28,665.00	.0
TOTAL UNDEFINED	-179,145.00	-186,770.00	-85,537.57	-2,850.22	.00	-101,232.43	45.8%
<b>075 DISPUTE RESOLUTION</b>							
07707525 500200 APPOINTED OFFICIAL	.00	.00	1,622.55	.00	.00	-1,622.55	100.0



**BUDGET SUMMARIES REPORT**  
ACCOUNT SUMMARY APRIL 2024

FOR 2024 07

	ORIGINAL APPROP	REVISED BUDGET	YTD ACTUAL	MTD ACTUAL	ENCUMBRANCES	AVAILABLE BUDGET	PCT USE/COL
07707525 500600 STAFF EMPLOYEES	49,688.00	49,688.00	31,423.45	.00	.00	18,264.55	63.2
07707525 500800 TEMPORARY	20,440.00	20,440.00	15,520.50	2,480.00	.00	4,919.50	75.9
07707525 510100 FICA	4,348.00	4,348.00	2,983.47	153.76	.00	1,364.53	68.6
07707525 510200 MEDICARE	1,017.00	1,017.00	697.77	35.96	.00	319.23	68.6
07707525 510300 RETIREMENT	5,520.00	5,520.00	3,671.43	.00	.00	1,848.57	66.5
07707525 510400 GROUP HEALTH INSUR	8,232.00	8,232.00	3,987.78	.00	.00	4,244.22	48.4
07707525 510500 GROUP DENTAL INSUR	415.00	415.00	218.62	.00	.00	196.38	52.7
07707525 510600 LIFE INSURANCE	60.00	60.00	31.32	.00	.00	28.68	52.2
07707525 510700 UNEMPLOYMENT INSUR	91.00	91.00	56.94	2.73	.00	34.06	62.6
07707525 510900 WORKER'S COMPENSAT	189.00	189.00	131.14	6.70	.00	57.86	69.4
07707525 520100 SUPPLIES/OTH OPER	2,400.00	3,900.00	1,344.34	94.53	1,205.71	1,349.95	65.4
07707525 522800 LAW BOOKS	200.00	200.00	.00	.00	200.00	.00	100.0
07707525 550300 TRAVEL AND TRAININ	4,000.00	2,500.00	1,030.96	.00	.00	1,469.04	41.2
07707525 550500 ASSOCIATION DUES	310.00	310.00	.00	.00	.00	310.00	.0
07707525 562200 CONTRACT SERVICES	82,235.00	82,235.00	45,458.62	9,294.37	.00	36,776.38	55.3
07707525 562203 CONTRACT SVCE-STUD	.00	7,625.00	475.00	475.00	.00	7,150.00	6.2
TOTAL DISPUTE RESOLUTION	179,145.00	186,770.00	108,653.89	12,543.05	1,405.71	76,710.40	58.9%
TOTAL DOMESTIC RELATIONS OFFIC	.00	.00	23,116.32	9,692.83	1,405.71	-24,522.03	100.0%
TOTAL REVENUES	-179,145.00	-186,770.00	-85,537.57	-2,850.22	.00	-101,232.43	
TOTAL EXPENSES	179,145.00	186,770.00	108,653.89	12,543.05	1,405.71	76,710.40	

079 VENUE HOT & STVR TAX

000 UNDEFINED

079 401200 HOT TAX	-2,400,000.00	-2,400,000.00	-1,062,091.21	-190,337.86	.00	-1,337,908.79	44.3
079 401400 HOT TAX PENALTY & INTER	-6,000.00	-6,000.00	-1,821.37	-864.41	.00	-4,178.63	30.4
079 401600 SHORT TERM VEHICLE RENT	-800,000.00	-800,000.00	-448,281.98	-84,207.72	.00	-351,718.02	56.0
079 401700 STVR PENALTY AND INTERE	-50.00	-50.00	-39.38	.00	.00	-10.62	78.8
079 470000 INTEREST INCOME	-300,000.00	-300,000.00	-290,347.67	-34,317.71	.00	-9,652.33	96.8
079 489900 OTHER REVENUE	-20,000.00	-20,000.00	-762.30	.00	.00	-19,237.70	3.8
079 820800 XFER FROM SPECIAL TAX R	-35,000.00	-35,000.00	-35,000.00	.00	.00	.00	100.0
079 920800 XFER TO SPECIAL TAX REV	1,210,570.00	1,210,570.00	1,210,570.00	.00	.00	.00	100.0
079 930800 XFER TO VENUE CAPITAL P	.00	1,800,000.00	1,800,000.00	.00	.00	.00	100.0
TOTAL UNDEFINED	-2,350,480.00	-550,480.00	1,172,226.09	-309,727.70	.00	-1,722,706.09	-212.9%

001 COMMISSIONERS' COURT

07900110 520100 SUPPLIES/OTH OPER	1,131,740.00	331,740.00	98.72	61.38	.00	331,641.28	.0
-----------------------------------	--------------	------------	-------	-------	-----	------------	----

**BUDGET SUMMARIES REPORT**  
ACCOUNT SUMMARY APRIL 2024

FOR 2024 07

	ORIGINAL APPROP	REVISED BUDGET	YTD ACTUAL	MTD ACTUAL	ENCUMBRANCES	AVAILABLE BUDGET	PCT USE/COL
07900110 550300 TRAVEL AND TRAININ	2,000.00	2,000.00	.00	.00	.00	2,000.00	.0
07900110 561400 PROFESSIONAL SERVI	49,500.00	49,500.00	.00	.00	.00	49,500.00	.0
07900110 580100 INSURANCE AND BOND	1,500.00	1,500.00	1,086.00	.00	.00	414.00	72.4
07900110 599900 OTHER CHARGES	1,165,740.00	165,740.00	.00	.00	.00	165,740.00	.0
TOTAL COMMISSIONERS' COURT	2,350,480.00	550,480.00	1,184.72	61.38	.00	549,295.28	.2%
TOTAL VENUE HOT & STVR TAX	.00	.00	1,173,410.81	-309,666.32	.00	-1,173,410.81	100.0%
TOTAL REVENUES	-3,561,050.00	-3,561,050.00	-1,838,343.91	-309,727.70	.00	-1,722,706.09	
TOTAL EXPENSES	3,561,050.00	3,561,050.00	3,011,754.72	61.38	.00	549,295.28	

081 LAW LIBRARY

000 UNDEFINED

081 450900 COUNTY CLERK	-67,500.00	-67,500.00	-40,390.00	-7,665.00	.00	-27,110.00	59.8
081 451000 DISTRICT CLERK	-104,700.00	-104,700.00	-53,755.67	-8,001.75	.00	-50,944.33	51.3
081 470000 INTEREST INCOME	-75.00	-75.00	31.56	.00	.00	-106.56	-42.1
081 484601 COPIES-NETWORK PRINTER	-100.00	-100.00	-49.40	-15.80	.00	-50.60	49.4
081 489900 OTHER REVENUE	-175.00	-175.00	.00	.00	.00	-175.00	.0
081 801100 XFER FROM GENERAL FUND	-27,946.00	-27,946.00	-27,946.00	.00	.00	.00	100.0
TOTAL UNDEFINED	-200,496.00	-200,496.00	-122,109.51	-15,682.55	.00	-78,386.49	60.9%

081 LAW LIBRARY

08108125 500600 STAFF EMPLOYEES	61,431.00	61,431.00	36,378.10	4,936.84	.00	25,052.90	59.2
08108125 500800 TEMPORARY	5,688.00	5,688.00	1,764.00	168.00	.00	3,924.00	31.0
08108125 510100 FICA	3,777.00	3,777.00	2,276.38	302.44	.00	1,500.62	60.3
08108125 510200 MEDICARE	1,247.00	1,247.00	532.44	70.74	.00	714.56	42.7
08108125 510300 RETIREMENT	6,512.00	6,512.00	4,041.59	548.48	.00	2,470.41	62.1
08108125 510400 GROUP HEALTH INSUR	7,531.00	7,531.00	4,315.95	575.46	.00	3,215.05	57.3
08108125 510500 GROUP DENTAL INSUR	415.00	415.00	235.35	31.38	.00	179.65	56.7
08108125 510600 LIFE INSURANCE	60.00	60.00	33.60	4.48	.00	26.40	56.0
08108125 510700 UNEMPLOYMENT INSUR	57.00	57.00	44.54	5.62	.00	12.46	78.1
08108125 510900 WORKER'S COMPENSAT	497.00	497.00	320.35	42.87	.00	176.65	64.5
08108125 520100 SUPPLIES/OTH OPER	900.00	900.00	599.52	51.98	.00	300.48	66.6
08108125 550500 ASSOCIATION DUES	385.00	385.00	347.00	347.00	.00	38.00	90.1
08108125 561400 PROFESSIONAL SERVI	9,300.00	9,300.00	4,650.00	775.00	4,650.00	.00	100.0

**BUDGET SUMMARIES REPORT**  
ACCOUNT SUMMARY APRIL 2024

FOR 2024 07

	ORIGINAL APPROP	REVISED BUDGET	YTD ACTUAL	MTD ACTUAL	ENCUMBRANCES	AVAILABLE BUDGET	PCT USE/COL
08108125 630200 BOOKS AND PERIODIC	102,696.00	102,696.00	77,560.78	4,575.00	25,094.00	41.22	100.0
TOTAL LAW LIBRARY	200,496.00	200,496.00	133,099.60	12,435.29	29,744.00	37,652.40	81.2%
TOTAL LAW LIBRARY	.00	.00	10,990.09	-3,247.26	29,744.00	-40,734.09	100.0%
TOTAL REVENUES	-200,496.00	-200,496.00	-122,109.51	-15,682.55	.00	-78,386.49	
TOTAL EXPENSES	200,496.00	200,496.00	133,099.60	12,435.29	29,744.00	37,652.40	
<b>083 ELECTION SERVICES</b>							
<b>000 UNDEFINED</b>							
083 453000 ELECTION SERVICES CONTR	-1,067,774.00	-1,067,774.00	.00	.00	.00	-1,067,774.00	.0
TOTAL UNDEFINED	-1,067,774.00	-1,067,774.00	.00	.00	.00	-1,067,774.00	.0%
<b>077 ELECTIONS</b>							
08307770 500600 STAFF EMPLOYEES	47,251.00	47,251.00	11,168.23	4,670.17	.00	36,082.77	23.6
08307770 500700 OVERTIME COMPENSAT	47,250.00	47,250.00	20,542.53	11,790.00	.00	26,707.47	43.5
08307770 500800 TEMPORARY	20,000.00	20,000.00	.00	.00	.00	20,000.00	.0
08307770 510100 FICA	7,099.00	7,099.00	1,888.62	981.29	.00	5,210.38	26.6
08307770 510200 MEDICARE	1,735.00	1,735.00	441.67	229.51	.00	1,293.33	25.5
08307770 510300 RETIREMENT	10,016.00	10,016.00	3,522.80	1,828.75	.00	6,493.20	35.2
08307770 510400 GROUP HEALTH INSUR	.00	.00	3,481.28	1,636.23	.00	-3,481.28	100.0
08307770 510500 GROUP DENTAL INSUR	.00	.00	182.48	85.08	.00	-182.48	100.0
08307770 510600 LIFE INSURANCE	.00	.00	23.10	10.61	.00	-23.10	100.0
08307770 510700 UNEMPLOYMENT INSUR	120.00	120.00	35.42	18.07	.00	84.58	29.5
08307770 510900 WORKER'S COMPENSAT	303.00	303.00	1,271.03	712.16	.00	-968.03	419.5
08307770 520100 SUPPLIES/OTH OPER	24,000.00	24,000.00	.00	.00	4,780.62	19,219.38	19.9
08307770 522500 POSTAGE	25,000.00	25,000.00	.00	.00	19,789.51	5,210.49	79.2
08307770 522900 PUBLICATIONS LEGAL	500.00	500.00	111.00	54.00	.00	389.00	22.2
08307770 530200 VEHICLE OPERATION/	4,500.00	4,500.00	349.68	326.40	2,650.32	1,500.00	66.7
08307770 550300 TRAVEL AND TRAININ	10,000.00	10,000.00	400.74	.00	.00	9,599.26	4.0
08307770 561400 PROFESSIONAL SERVI	18,000.00	18,000.00	.00	.00	.00	18,000.00	.0
08307770 562200 CONTRACT SERVICES	816,000.00	816,000.00	57,847.61	41,362.25	203,278.35	554,874.04	32.0
08307770 570100 RENTALS AND LEASES	36,000.00	36,000.00	7,331.44	6,646.30	19,314.86	9,353.70	74.0
TOTAL ELECTIONS	1,067,774.00	1,067,774.00	108,597.63	70,350.82	249,813.66	709,362.71	33.6%

**BUDGET SUMMARIES REPORT**  
ACCOUNT SUMMARY APRIL 2024

FOR 2024 07

	ORIGINAL APPROP	REVISED BUDGET	YTD ACTUAL	MTD ACTUAL	ENCUMBRANCES	AVAILABLE BUDGET	PCT USE/COL
TOTAL ELECTION SERVICES	.00	.00	108,597.63	70,350.82	249,813.66	-358,411.29	100.0%
TOTAL REVENUES	-1,067,774.00	-1,067,774.00	.00	.00	.00	-1,067,774.00	
TOTAL EXPENSES	1,067,774.00	1,067,774.00	108,597.63	70,350.82	249,813.66	709,362.71	
<b>085 ELECTION ADMINISTRATION</b>							
<b>000 UNDEFINED</b>							
085 453000 ELECTION SERVICES CONTR	-35,300.00	-35,300.00	.00	.00	.00	-35,300.00	.0
085 470000 INTEREST INCOME	-7,000.00	-7,000.00	-6,416.55	.00	.00	-583.45	91.7
TOTAL UNDEFINED	-42,300.00	-42,300.00	-6,416.55	.00	.00	-35,883.45	15.2%
<b>077 ELECTIONS</b>							
08507770 530800 SOFTWARE MAINTENAN	20,000.00	20,000.00	19,337.00	.00	.00	663.00	96.7
08507770 550300 TRAVEL AND TRAININ	22,300.00	22,300.00	2,332.40	.00	.00	19,967.60	10.5
TOTAL ELECTIONS	42,300.00	42,300.00	21,669.40	.00	.00	20,630.60	51.2%
TOTAL ELECTION ADMINISTRATION	.00	.00	15,252.85	.00	.00	-15,252.85	100.0%
TOTAL REVENUES	-42,300.00	-42,300.00	-6,416.55	.00	.00	-35,883.45	
TOTAL EXPENSES	42,300.00	42,300.00	21,669.40	.00	.00	20,630.60	
<b>086 ELECTION EQUIPMENT</b>							
<b>000 UNDEFINED</b>							
086 453000 ELECTION SERVICES CONTR	-106,000.00	-106,000.00	.00	.00	.00	-106,000.00	.0
086 470000 INTEREST INCOME	-5,000.00	-5,000.00	-11,405.60	.00	.00	6,405.60	228.1
TOTAL UNDEFINED	-111,000.00	-111,000.00	-11,405.60	.00	.00	-99,594.40	10.3%
<b>077 ELECTIONS</b>							
08607770 520100 SUPPLIES/OTH OPER	.00	11,000.00	7,231.80	.00	.00	3,768.20	65.7

**BUDGET SUMMARIES REPORT**  
ACCOUNT SUMMARY APRIL 2024

FOR 2024 07

	ORIGINAL APPROP	REVISED BUDGET	YTD ACTUAL	MTD ACTUAL	ENCUMBRANCES	AVAILABLE BUDGET	PCT USE/COL
08607770 523100 NON-CAPITAL EQUIPM	.00	13,000.00	12,184.99	.00	.00	815.01	93.7
08607770 530100 EQUIPMENT OPER/MAI	111,000.00	111,000.00	106,500.00	.00	.00	4,500.00	95.9
08607770 667700 CAPITAL OUTLAY-ELE	.00	6,000.00	.00	.00	5,440.00	560.00	90.7
TOTAL ELECTIONS	111,000.00	141,000.00	125,916.79	.00	5,440.00	9,643.21	93.2%
TOTAL ELECTION EQUIPMENT	.00	30,000.00	114,511.19	.00	5,440.00	-89,951.19	399.8%
TOTAL REVENUES	-111,000.00	-111,000.00	-11,405.60	.00	.00	-99,594.40	
TOTAL EXPENSES	111,000.00	141,000.00	125,916.79	.00	5,440.00	9,643.21	
<b>088 SETTLEMENTS FUND</b>							
<b>000 UNDEFINED</b>							
088 481530 OTHER SETTLEMENT - OPIO	.00	.00	-84,260.92	-84,260.92	.00	84,260.92	100.0
TOTAL UNDEFINED	.00	.00	-84,260.92	-84,260.92	.00	84,260.92	100.0%
TOTAL SETTLEMENTS FUND	.00	.00	-84,260.92	-84,260.92	.00	84,260.92	100.0%
TOTAL REVENUES	.00	.00	-84,260.92	-84,260.92	.00	84,260.92	
<b>090 DIST CLK RECORDS MGT. AND PRES</b>							
<b>000 UNDEFINED</b>							
090 431200 DISTRICT CLERK RECORDS	-550.00	-550.00	-173.71	-25.84	.00	-376.29	31.6
090 470000 INTEREST INCOME	-1,600.00	-1,600.00	-825.01	.00	.00	-774.99	51.6
090 736100 DRAW FROM RESERVES	-21,960.00	-21,960.00	.00	.00	.00	-21,960.00	.0
TOTAL UNDEFINED	-24,110.00	-24,110.00	-998.72	-25.84	.00	-23,111.28	4.1%
<b>023 DISTRICT CLERK</b>							
09002320 500800 TEMPORARY	22,201.00	22,201.00	5,572.50	807.50	.00	16,628.50	25.1
09002320 510100 FICA	1,277.00	1,277.00	345.50	50.07	.00	931.50	27.1
09002320 510200 MEDICARE	299.00	299.00	80.82	11.71	.00	218.18	27.0

**BUDGET SUMMARIES REPORT**  
ACCOUNT SUMMARY APRIL 2024

FOR 2024 07

	ORIGINAL APPROP	REVISED BUDGET	YTD ACTUAL	MTD ACTUAL	ENCUMBRANCES	AVAILABLE BUDGET	PCT USE/COL
09002320 510700 UNEMPLOYMENT INSUR	16.00	16.00	6.52	.89	.00	9.48	40.8
09002320 510900 WORKER'S COMPENSAT	9.00	9.00	15.04	2.18	.00	-6.04	167.1
09002320 520100 SUPPLIES/OTH OPER	308.00	6,808.00	5,421.00	4,894.00	.00	1,387.00	79.6
TOTAL DISTRICT CLERK	24,110.00	30,610.00	11,441.38	5,766.35	.00	19,168.62	37.4%
TOTAL DIST CLK RECORDS MGT. AN	.00	6,500.00	10,442.66	5,740.51	.00	-3,942.66	160.7%
TOTAL REVENUES	-24,110.00	-24,110.00	-998.72	-25.84	.00	-23,111.28	
TOTAL EXPENSES	24,110.00	30,610.00	11,441.38	5,766.35	.00	19,168.62	
<b>091 CTY CLK RECORDS MGT. AND PRES</b>							
<b>000 UNDEFINED</b>							
091 431200 COUNTY CLERK RECORDS MG	-553,500.00	-553,500.00	-284,503.02	-56,453.25	.00	-268,996.98	51.4
091 470000 INTEREST INCOME	-171,000.00	-171,000.00	-129,408.48	.00	.00	-41,591.52	75.7
TOTAL UNDEFINED	-724,500.00	-724,500.00	-413,911.50	-56,453.25	.00	-310,588.50	57.1%
<b>003 COUNTY CLERK</b>							
09100310 500600 STAFF EMPLOYEES	105,000.00	105,000.00	.00	.00	.00	105,000.00	.0
09100310 500700 OVERTIME COMPENSAT	1,000.00	1,000.00	.00	.00	.00	1,000.00	.0
09100310 500900 PART TIME POSITION	40,000.00	40,000.00	12,751.24	1,749.83	.00	27,248.76	31.9
09100310 510100 FICA	8,899.00	8,899.00	790.58	108.49	.00	8,108.42	8.9
09100310 510200 MEDICARE	2,082.00	2,082.00	184.89	25.38	.00	1,897.11	8.9
09100310 510300 RETIREMENT	15,947.00	15,947.00	1,416.69	194.41	.00	14,530.31	8.9
09100310 510400 GROUP HEALTH INSUR	15,062.00	15,062.00	.00	.00	.00	15,062.00	.0
09100310 510500 GROUP DENTAL INSUR	830.00	830.00	.00	.00	.00	830.00	.0
09100310 510600 LIFE INSURANCE	120.00	120.00	.00	.00	.00	120.00	.0
09100310 510700 UNEMPLOYMENT INSUR	130.00	130.00	14.87	1.93	.00	115.13	11.4
09100310 510900 WORKER'S COMPENSAT	388.00	388.00	34.45	4.73	.00	353.55	8.9
09100310 520100 SUPPLIES/OTH OPER	34,000.00	34,000.00	.00	.00	.00	34,000.00	.0
09100310 530100 EQUIPMENT OPER/MAI	15,000.00	15,000.00	.00	.00	.00	15,000.00	.0
09100310 561400 PROFESSIONAL SERVI	286,042.00	286,042.00	.00	.00	.00	286,042.00	.0
09100310 562200 CONTRACT SERVICES	200,000.00	200,000.00	.00	.00	.00	200,000.00	.0
TOTAL COUNTY CLERK	724,500.00	724,500.00	15,192.72	2,084.77	.00	709,307.28	2.1%
TOTAL CTY CLK RECORDS MGT. AND	.00	.00	-398,718.78	-54,368.48	.00	398,718.78	100.0%
TOTAL REVENUES	-724,500.00	-724,500.00	-413,911.50	-56,453.25	.00	-310,588.50	
TOTAL EXPENSES	724,500.00	724,500.00	15,192.72	2,084.77	.00	709,307.28	

**BUDGET SUMMARIES REPORT**  
ACCOUNT SUMMARY APRIL 2024

FOR 2024 07

092	CTY RECORDS MGT. AND PRES	ORIGINAL APPROP	REVISED BUDGET	YTD ACTUAL	MTD ACTUAL	ENCUMBRANCES	AVAILABLE BUDGET	PCT USE/COL
<b>092 CTY RECORDS MGT. AND PRES</b>								
<b>000 UNDEFINED</b>								
092 431400	COUNTY RECORDS MGT. & P	-83,715.00	-83,715.00	-99,831.20	-16,386.32	.00	16,116.20	119.3
092 470000	INTEREST INCOME	-6,000.00	-6,000.00	-12,507.32	.00	.00	6,507.32	208.5
TOTAL UNDEFINED		-89,715.00	-89,715.00	-112,338.52	-16,386.32	.00	22,623.52	125.2%
<b>001 COMMISSIONERS' COURT</b>								
09200110 500600	STAFF EMPLOYEES	60,678.00	60,678.00	34,773.24	4,618.32	.00	25,904.76	57.3
09200110 510100	FICA	3,737.00	3,737.00	1,955.22	259.57	.00	1,781.78	52.3
09200110 510200	MEDICARE	875.00	875.00	457.22	60.70	.00	417.78	52.3
09200110 510300	RETIREMENT	6,697.00	6,697.00	3,863.34	513.10	.00	2,833.66	57.7
09200110 510400	GROUP HEALTH INSUR	7,531.00	7,531.00	5,803.20	773.76	.00	1,727.80	77.1
09200110 510500	GROUP DENTAL INSUR	415.00	415.00	266.55	35.54	.00	148.45	64.2
09200110 510600	LIFE INSURANCE	60.00	60.00	33.60	4.48	.00	26.40	56.0
09200110 510700	UNEMPLOYMENT INSUR	55.00	55.00	40.58	5.08	.00	14.42	73.8
09200110 510900	WORKER'S COMPENSAT	474.00	474.00	292.13	38.80	.00	181.87	61.6
09200110 520100	SUPPLIES/OTH OPER	6,193.00	6,193.00	.00	.00	.00	6,193.00	.0
09200110 550300	TRAVEL AND TRAININ	3,000.00	3,000.00	.00	.00	.00	3,000.00	.0
TOTAL COMMISSIONERS' COURT		89,715.00	89,715.00	47,485.08	6,309.35	.00	42,229.92	52.9%
TOTAL CTY RECORDS MGT. AND PRE		.00	.00	-64,853.44	-10,076.97	.00	64,853.44	100.0%
TOTAL REVENUES		-89,715.00	-89,715.00	-112,338.52	-16,386.32	.00	22,623.52	
TOTAL EXPENSES		89,715.00	89,715.00	47,485.08	6,309.35	.00	42,229.92	
<b>093 COURTHOUSE SECURITY</b>								
<b>000 UNDEFINED</b>								
093 431510	COURTHOUSE SECURITY FEE	-137,607.00	-137,607.00	-81,673.83	-11,578.14	.00	-55,933.17	59.4
093 470000	INTEREST INCOME	-3,000.00	-3,000.00	-3,670.08	.00	.00	670.08	122.3
TOTAL UNDEFINED		-140,607.00	-140,607.00	-85,343.91	-11,578.14	.00	-55,263.09	60.7%

**BUDGET SUMMARIES REPORT**  
ACCOUNT SUMMARY APRIL 2024

FOR 2024 07

	ORIGINAL APPROP	REVISED BUDGET	YTD ACTUAL	MTD ACTUAL	ENCUMBRANCES	AVAILABLE BUDGET	PCT USE/COL
<b>046 SHERIFF</b>							
09304630 500600 STAFF EMPLOYEES	73,480.00	73,480.00	78,969.07	9,158.89	.00	-5,489.07	107.5
09304630 500700 OVERTIME COMPENSAT	3,000.00	3,000.00	286.35	.00	.00	2,713.65	9.5
09304630 501300 LONGEVITY	1,180.00	1,180.00	91.25	.00	.00	1,088.75	7.7
09304630 510100 FICA	4,654.00	4,654.00	4,767.63	562.43	.00	-113.63	102.4
09304630 510200 MEDICARE	1,089.00	1,089.00	1,115.03	131.54	.00	-26.03	102.4
09304630 510300 RETIREMENT	7,978.00	7,978.00	8,815.39	1,017.55	.00	-837.39	110.5
09304630 510400 GROUP HEALTH INSUR	11,071.00	11,071.00	9,705.09	1,079.15	.00	1,365.91	87.7
09304630 510500 GROUP DENTAL INSUR	610.00	610.00	501.96	58.85	.00	108.04	82.3
09304630 510600 LIFE INSURANCE	88.00	88.00	70.24	8.40	.00	17.76	79.8
09304630 510700 UNEMPLOYMENT INSUR	71.00	71.00	92.72	10.08	.00	-21.72	130.6
09304630 510900 WORKER'S COMPENSAT	4,386.00	4,386.00	3,348.42	386.50	.00	1,037.58	76.3
09304630 520100 SUPPLIES/OTH OPER	12,200.00	12,200.00	95.88	95.88	3,243.75	8,860.37	27.4
09304630 522400 UNIFORMS	7,800.00	7,800.00	2,063.24	.00	1,156.76	4,580.00	41.3
09304630 523100 NON-CAPITAL EQUIPM	8,000.00	8,000.00	7,281.62	.00	.00	718.38	91.0
09304630 550300 TRAVEL AND TRAININ	5,000.00	5,000.00	.00	.00	.00	5,000.00	.0
TOTAL SHERIFF	140,607.00	140,607.00	117,203.89	12,509.27	4,400.51	19,002.60	86.5%
TOTAL COURTHOUSE SECURITY	.00	.00	31,859.98	931.13	4,400.51	-36,260.49	100.0%
TOTAL REVENUES	-140,607.00	-140,607.00	-85,343.91	-11,578.14	.00	-55,263.09	
TOTAL EXPENSES	140,607.00	140,607.00	117,203.89	12,509.27	4,400.51	19,002.60	
<b>094 COURT RECORD PRESERVATION</b>							
<b>000 UNDEFINED</b>							
094 430500 COUNTY CLERK COURT RECO	-100.00	-100.00	.00	.00	.00	-100.00	.0
094 432600 DISTRICT CLERK COURT RE	-200.00	-200.00	-89.05	-6.01	.00	-110.95	44.5
094 470000 INTEREST INCOME	-9,000.00	-9,000.00	-6,110.53	.00	.00	-2,889.47	67.9
094 736100 DRAW FROM RESERVES	-46,200.00	-46,200.00	.00	.00	.00	-46,200.00	.0
TOTAL UNDEFINED	-55,500.00	-55,500.00	-6,199.58	-6.01	.00	-49,300.42	11.2%
<b>001 COMMISSIONERS' COURT</b>							
09400110 520200 SUPPLIES/OTH OPER	500.00	500.00	.00	.00	500.00	.00	100.0



**BUDGET SUMMARIES REPORT**  
ACCOUNT SUMMARY APRIL 2024

FOR 2024 07

	ORIGINAL APPROP	REVISED BUDGET	YTD ACTUAL	MTD ACTUAL	ENCUMBRANCES	AVAILABLE BUDGET	PCT USE/COL
09400110 520300 SUPPLIES/OTH OPER	10,000.00	10,000.00	830.00	.00	5.00	9,165.00	8.4
09400110 530400 EQUIPMENT OPER/MAI	5,000.00	5,000.00	.00	.00	.00	5,000.00	.0
09400110 561403 PROFESSIONAL SERVI	20,000.00	20,000.00	.00	.00	.00	20,000.00	.0
09400110 562500 CONTRACT SERVICES	20,000.00	20,000.00	.00	.00	16,244.26	3,755.74	81.2
TOTAL COMMISSIONERS' COURT	55,500.00	55,500.00	830.00	.00	16,749.26	37,920.74	31.7%
TOTAL COURT RECORD PRESERVATIO	.00	.00	-5,369.58	-6.01	16,749.26	-11,379.68	100.0%
TOTAL REVENUES	-55,500.00	-55,500.00	-6,199.58	-6.01	.00	-49,300.42	
TOTAL EXPENSES	55,500.00	55,500.00	830.00	.00	16,749.26	37,920.74	
<b>095 LOCAL TRUANCY PREVENT &amp; DIVERS</b>							
<b>000 UNDEFINED</b>							
095 435500 TRUANCY PREVENTION	-14,338.00	-14,338.00	-8,524.10	-1,346.04	.00	-5,813.90	59.5
095 470000 INTEREST INCOME	-1,160.00	-1,160.00	-1,267.07	.00	.00	107.07	109.2
TOTAL UNDEFINED	-15,498.00	-15,498.00	-9,791.17	-1,346.04	.00	-5,706.83	63.2%
<b>001 COMMISSIONERS' COURT</b>							
09500110 562200 CONTRACT SERVICES	15,498.00	15,498.00	420.00	420.00	.00	15,078.00	2.7
TOTAL COMMISSIONERS' COURT	15,498.00	15,498.00	420.00	420.00	.00	15,078.00	2.7%
TOTAL LOCAL TRUANCY PREVENT &	.00	.00	-9,371.17	-926.04	.00	9,371.17	100.0%
TOTAL REVENUES	-15,498.00	-15,498.00	-9,791.17	-1,346.04	.00	-5,706.83	
TOTAL EXPENSES	15,498.00	15,498.00	420.00	420.00	.00	15,078.00	
<b>096 HISTORICAL COMMISSION</b>							
<b>000 UNDEFINED</b>							
096 470000 INTEREST INCOME	-500.00	-500.00	-259.20	.00	.00	-240.80	51.8
096 472000 ROYALTIES & DONATIONS	-500.00	-500.00	.00	.00	.00	-500.00	.0

**BUDGET SUMMARIES REPORT**  
ACCOUNT SUMMARY APRIL 2024

FOR 2024 07

096	HISTORICAL COMMISSION	ORIGINAL APPROP	REVISED BUDGET	YTD ACTUAL	MTD ACTUAL	ENCUMBRANCES	AVAILABLE BUDGET	PCT USE/COL
096 801100	XFER FROM GENERAL FUND	-6,200.00	-6,200.00	-6,200.00	.00	.00	.00	100.0
	TOTAL UNDEFINED	-7,200.00	-7,200.00	-6,459.20	.00	.00	-740.80	89.7%

**001 COMMISSIONERS' COURT**

09600110 520100	SUPPLIES/OTH OPER	1,600.00	1,600.00	527.12	.00	.00	1,072.88	32.9
09600110 523100	NON-CAPITAL EQUIPM	4,600.00	4,600.00	-3,750.00	.00	.00	8,350.00	-81.5
09600110 550300	TRAVEL AND TRAININ	1,000.00	1,000.00	.00	.00	.00	1,000.00	.0
	TOTAL COMMISSIONERS' COURT	7,200.00	7,200.00	-3,222.88	.00	.00	10,422.88	-44.8%
	TOTAL HISTORICAL COMMISSION	.00	.00	-9,682.08	.00	.00	9,682.08	100.0%
	TOTAL REVENUES	-7,200.00	-7,200.00	-6,459.20	.00	.00	-740.80	
	TOTAL EXPENSES	7,200.00	7,200.00	-3,222.88	.00	.00	10,422.88	

**097 CHILD ABUSE PREVENTION**

**000 UNDEFINED**

097 430100	CO CHILD ABUSE PREVENTI	-200.00	-200.00	-525.96	-62.76	.00	325.96	263.0
097 470000	INTEREST INCOME	-153.00	-153.00	-86.41	.00	.00	-66.59	56.5
	TOTAL UNDEFINED	-353.00	-353.00	-612.37	-62.76	.00	259.37	173.5%

**001 COMMISSIONERS' COURT**

09700110 561400	PROFESSIONAL SERVI	353.00	353.00	.00	.00	.00	353.00	.0
09700110 562200	CONTRACT SERVICES	.00	1,500.00	100.00	100.00	.00	1,400.00	6.7
	TOTAL COMMISSIONERS' COURT	353.00	1,853.00	100.00	100.00	.00	1,753.00	5.4%
	TOTAL CHILD ABUSE PREVENTION	.00	1,500.00	-512.37	37.24	.00	2,012.37	-34.2%
	TOTAL REVENUES	-353.00	-353.00	-612.37	-62.76	.00	259.37	
	TOTAL EXPENSES	353.00	1,853.00	100.00	100.00	.00	1,753.00	

**099 CTY/DIST COURT TECHNOLOGY**

**000 UNDEFINED**

**BUDGET SUMMARIES REPORT**  
ACCOUNT SUMMARY APRIL 2024

FOR 2024 07

099	CTY/DIST COURT TECHNOLOGY	ORIGINAL APPROP	REVISED BUDGET	YTD ACTUAL	MTD ACTUAL	ENCUMBRANCES	AVAILABLE BUDGET	PCT USE/COL
099 430510	COUNTY COURT TECHNOLOGY	-2,000.00	-2,000.00	-1,595.96	-247.68	.00	-404.04	79.8
099 432610	DISTRICT COURT TECHNOLOGY	-2,500.00	-2,500.00	-1,312.54	-233.52	.00	-1,187.46	52.5
099 470000	INTEREST INCOME	-2,500.00	-2,500.00	-1,941.81	.00	.00	-558.19	77.7
	TOTAL UNDEFINED	-7,000.00	-7,000.00	-4,850.31	-481.20	.00	-2,149.69	69.3%
<b>001 COMMISSIONERS' COURT</b>								
09900110 520100	SUPPLIES/OTH OPER	2,500.00	2,500.00	.00	.00	.00	2,500.00	.0
09900110 530100	EQUIPMENT OPER/MAI	4,500.00	4,500.00	.00	.00	.00	4,500.00	.0
	TOTAL COMMISSIONERS' COURT	7,000.00	7,000.00	.00	.00	.00	7,000.00	.0%
	TOTAL CTY/DIST COURT TECHNOLOG	.00	.00	-4,850.31	-481.20	.00	4,850.31	100.0%
	TOTAL REVENUES	-7,000.00	-7,000.00	-4,850.31	-481.20	.00	-2,149.69	
	TOTAL EXPENSES	7,000.00	7,000.00	.00	.00	.00	7,000.00	
<b>102 DIST COURT RECORDS TECHNOLOGY</b>								
<b>000 UNDEFINED</b>								
102 437310	DISTRICT COURT RECORDS	-750.00	-750.00	-183.54	-16.01	.00	-566.46	24.5
102 470000	INTEREST INCOME	-4,750.00	-4,750.00	-1,341.23	.00	.00	-3,408.77	28.2
102 736100	DRAW FROM RESERVES	-54,500.00	-54,500.00	.00	.00	.00	-54,500.00	.0
	TOTAL UNDEFINED	-60,000.00	-60,000.00	-1,524.77	-16.01	.00	-58,475.23	2.5%
<b>023 DISTRICT CLERK</b>								
10202320 562200	CONTRACT SERVICES	60,000.00	60,000.00	.00	.00	60,000.00	.00	100.0
	TOTAL DISTRICT CLERK	60,000.00	60,000.00	.00	.00	60,000.00	.00	100.0%
	TOTAL DIST COURT RECORDS TECHN	.00	.00	-1,524.77	-16.01	60,000.00	-58,475.23	100.0%
	TOTAL REVENUES	-60,000.00	-60,000.00	-1,524.77	-16.01	.00	-58,475.23	
	TOTAL EXPENSES	60,000.00	60,000.00	.00	.00	60,000.00	.00	
<b>103 COUNTY CLERK RECORDS ARCHIVES</b>								

**BUDGET SUMMARIES REPORT**  
ACCOUNT SUMMARY APRIL 2024

FOR 2024 07

103	COUNTY CLERK RECORDS ARCHIVES	ORIGINAL APPROP	REVISED BUDGET	YTD ACTUAL	MTD ACTUAL	ENCUMBRANCES	AVAILABLE BUDGET	PCT USE/COL
<b>000 UNDEFINED</b>								
103 437300	COUNTY CLERK RECORDS AR	-550,000.00	-550,000.00	-281,230.00	-55,850.00	.00	-268,770.00	51.1
103 470000	INTEREST INCOME	-120,000.00	-120,000.00	-92,066.40	.00	.00	-27,933.60	76.7
TOTAL UNDEFINED		-670,000.00	-670,000.00	-373,296.40	-55,850.00	.00	-296,703.60	55.7%
<b>003 COUNTY CLERK</b>								
10300310 561400	PROFESSIONAL SERVI	375,000.00	375,000.00	.00	.00	.00	375,000.00	.0
10300310 562200	CONTRACT SERVICES	295,000.00	295,000.00	20,768.13	3,820.24	171,269.85	102,962.02	65.1
TOTAL COUNTY CLERK		670,000.00	670,000.00	20,768.13	3,820.24	171,269.85	477,962.02	28.7%
TOTAL COUNTY CLERK RECORDS ARC		.00	.00	-352,528.27	-52,029.76	171,269.85	181,258.42	100.0%
TOTAL REVENUES		-670,000.00	-670,000.00	-373,296.40	-55,850.00	.00	-296,703.60	
TOTAL EXPENSES		670,000.00	670,000.00	20,768.13	3,820.24	171,269.85	477,962.02	
<b>105 COMMUNITY/ECONOMIC DEV PRG</b>								
<b>000 UNDEFINED</b>								
105 420300	STATE GRANT REVENUE	-46,950.00	-46,950.00	.00	.00	.00	-46,950.00	.0
105 470000	INTEREST INCOME	-20,000.00	-20,000.00	-11,960.82	.00	.00	-8,039.18	59.8
TOTAL UNDEFINED		-66,950.00	-66,950.00	-11,960.82	.00	.00	-54,989.18	17.9%
<b>002 COUNTY JUDGE</b>								
10500210 520100	SUPPLIES/OTH OPER	66,950.00	66,950.00	43,009.00	.00	2,250.00	21,691.00	67.6
TOTAL COUNTY JUDGE		66,950.00	66,950.00	43,009.00	.00	2,250.00	21,691.00	67.6%
TOTAL COMMUNITY/ECONOMIC DEV P		.00	.00	31,048.18	.00	2,250.00	-33,298.18	100.0%
TOTAL REVENUES		-66,950.00	-66,950.00	-11,960.82	.00	.00	-54,989.18	
TOTAL EXPENSES		66,950.00	66,950.00	43,009.00	.00	2,250.00	21,691.00	
<b>106 AMERICAN RESCUE PLAN ACT</b>								

**BUDGET SUMMARIES REPORT**  
ACCOUNT SUMMARY APRIL 2024

FOR 2024 07

106	AMERICAN RESCUE PLAN ACT	ORIGINAL APPROP	REVISED BUDGET	YTD ACTUAL	MTD ACTUAL	ENCUMBRANCES	AVAILABLE BUDGET	PCT USE/COL
<b>000 UNDEFINED</b>								
106 420100	GRANT REVENUE	-22,913,060.00	-22,913,060.00	-21,428,630.29		.00	-1,484,429.71	93.5
106 470000	INTEREST INCOME	.00	.00	-1,862,160.93		.00	1,862,160.93	100.0
106 902000	XFER TO CONSOLIDATED R	3,000,000.00	3,000,000.00	3,000,000.00	3,000,000.00	.00	.00	100.0
TOTAL UNDEFINED		-19,913,060.00	-19,913,060.00	-20,290,791.22	3,000,000.00	.00	377,731.22	101.9%
<b>001 COMMISSIONERS' COURT</b>								
10600110 500600	STAFF EMPLOYEES	393,932.00	393,932.00	48,336.66	6,346.78	.00	345,595.34	12.3
10600110 510100	FICA	24,966.00	24,966.00	2,835.26	372.27	.00	22,130.74	11.4
10600110 510200	MEDICARE	5,838.00	5,838.00	663.07	87.06	.00	5,174.93	11.4
10600110 510300	RETIREMENT	47,382.00	47,382.00	5,370.16	705.12	.00	42,011.84	11.3
10600110 510400	GROUP HEALTH INSUR	23,844.00	23,844.00	4,315.95	575.46	.00	19,528.05	18.1
10600110 510500	GROUP DENTAL INSUR	1,472.00	1,472.00	266.55	35.54	.00	1,205.45	18.1
10600110 510600	LIFE INSURANCE	192.00	192.00	33.60	4.48	.00	158.40	17.5
10600110 510700	UNEMPLOYMENT INSUR	332.00	332.00	56.50	6.98	.00	275.50	17.0
10600110 510900	WORKER'S COMPENSAT	1,064.00	1,064.00	130.54	17.14	.00	933.46	12.3
10600110 520100	SUPPLIES/OTH OPER	18,850.00	18,850.00	10,640.00	.00	.00	8,210.00	56.4
10600110 523100	NON-CAPITAL EQUIPM	136,987.00	136,987.00	12,253.84	.00	.00	124,733.16	8.9
10600110 530100	EQUIPMENT OPER/MAI	61,476.00	61,476.00	.00	.00	.00	61,476.00	.0
10600110 561400	PROFESSIONAL SERVI	6,014,317.00	6,014,317.00	1,160,693.60	1,102,540.82	4,853,623.40	.00	100.0
10600110 562200	CONTRACT SERVICES	10,000,000.00	10,000,000.00	.00	.00	.00	10,000,000.00	.0
10600110 599916	ARPA REVENUE REPLA	2,397,419.00	2,397,419.00	.00	.00	.00	2,397,419.00	.0
10600110 620500	OTHER IMPROVEMENTS	760,807.00	760,807.00	97,072.15	21,654.38	393,228.81	270,506.04	64.4
10600110 660500	CAPITAL OUTLAY TEC	22,597.00	22,597.00	.00	.00	.00	22,597.00	.0
10600110 661060	CAPITAL OUTLAY-ARP	1,585.00	1,585.00	.00	.00	.00	1,585.00	.0
TOTAL COMMISSIONERS' COURT		19,913,060.00	19,913,060.00	1,342,667.88	1,132,346.03	5,246,852.21	13,323,539.91	33.1%
TOTAL AMERICAN RESCUE PLAN ACT		.00	.00	-18,948,123.34	4,132,346.03	5,246,852.21	13,701,271.13	100.0%
TOTAL REVENUES		-22,913,060.00	-22,913,060.00	-23,290,791.22	.00	.00	377,731.22	
TOTAL EXPENSES		22,913,060.00	22,913,060.00	4,342,667.88	4,132,346.03	5,246,852.21	13,323,539.91	

**108 JP1 JUSTICE COURT TECHNOLOGY**

**000 UNDEFINED**

108 430120	JUDICIAL TECH FUND FEE-	-6,500.00	-6,500.00	-2,946.91	-408.75	.00	-3,553.09	45.3
------------	-------------------------	-----------	-----------	-----------	---------	-----	-----------	------

**BUDGET SUMMARIES REPORT**  
ACCOUNT SUMMARY APRIL 2024

FOR 2024 07

108	JP1 JUSTICE COURT TECHNOLOGY	ORIGINAL APPROP	REVISED BUDGET	YTD ACTUAL	MTD ACTUAL	ENCUMBRANCES	AVAILABLE BUDGET	PCT USE/COL
108 470000	INTEREST INCOME	-2,000.00	-2,000.00	-1,468.53	.00	.00	-531.47	73.4
108 736100	DRAW FROM RESERVES	-20,301.00	-20,301.00	.00	.00	.00	-20,301.00	.0
TOTAL UNDEFINED		-28,801.00	-28,801.00	-4,415.44	-408.75	.00	-24,385.56	15.3%
<b>001 COMMISSIONERS' COURT</b>								
10800120 500800	TEMPORARY	17,000.00	17,000.00	.00	.00	.00	17,000.00	.0
10800120 510100	FICA	1,054.00	1,054.00	.00	.00	.00	1,054.00	.0
10800120 510200	MEDICARE	247.00	247.00	.00	.00	.00	247.00	.0
10800120 520100	SUPPLIES/OTH OPER	500.00	500.00	.00	.00	.00	500.00	.0
10800120 523100	NON-CAPITAL EQUIPM	4,500.00	4,500.00	.00	.00	.00	4,500.00	.0
10800120 540100	COMMUNICATIONS - M	4,000.00	4,000.00	490.88	98.20	3,509.12	.00	100.0
10800120 550300	TRAVEL AND TRAININ	1,500.00	1,500.00	.00	.00	.00	1,500.00	.0
TOTAL COMMISSIONERS' COURT		28,801.00	28,801.00	490.88	98.20	3,509.12	24,801.00	13.9%
TOTAL JP1 JUSTICE COURT TECHN		.00	.00	-3,924.56	-310.55	3,509.12	415.44	100.0%
TOTAL REVENUES		-28,801.00	-28,801.00	-4,415.44	-408.75	.00	-24,385.56	
TOTAL EXPENSES		28,801.00	28,801.00	490.88	98.20	3,509.12	24,801.00	
<b>109 JP2 JUSTICE COURT TECHNOLOGY</b>								
<b>000 UNDEFINED</b>								
109 430210	JUDICIAL TECH FUND FEE-	-2,400.00	-2,400.00	-1,404.44	-198.33	.00	-995.56	58.5
109 470000	INTEREST INCOME	-3,000.00	-3,000.00	-2,179.72	.00	.00	-820.28	72.7
109 736100	DRAW FROM RESERVES	-14,600.00	-14,600.00	.00	.00	.00	-14,600.00	.0
TOTAL UNDEFINED		-20,000.00	-20,000.00	-3,584.16	-198.33	.00	-16,415.84	17.9%
<b>001 COMMISSIONERS' COURT</b>								
10900120 520100	SUPPLIES/OTH OPER	7,500.00	7,050.00	90.85	.00	.00	6,959.15	1.3
10900120 523000	NON-CAPITAL SOFTWA	7,500.00	7,500.00	.00	.00	.00	7,500.00	.0
10900120 540100	COMMUNICATIONS - M	.00	450.00	91.01	.00	308.99	50.00	88.9
10900120 550300	TRAVEL AND TRAININ	5,000.00	5,000.00	.00	.00	.00	5,000.00	.0

**BUDGET SUMMARIES REPORT**  
ACCOUNT SUMMARY APRIL 2024

FOR 2024 07

	ORIGINAL APPROP	REVISED BUDGET	YTD ACTUAL	MTD ACTUAL	ENCUMBRANCES	AVAILABLE BUDGET	PCT USE/COL
TOTAL COMMISSIONERS' COURT	20,000.00	20,000.00	181.86	.00	308.99	19,509.15	2.5%
TOTAL JP2 JUSTICE COURT TECHNO	.00	.00	-3,402.30	-198.33	308.99	3,093.31	100.0%
TOTAL REVENUES	-20,000.00	-20,000.00	-3,584.16	-198.33	.00	-16,415.84	
TOTAL EXPENSES	20,000.00	20,000.00	181.86	.00	308.99	19,509.15	
<b>110 JP3 JUSTICE COURT TECHNOLOGY</b>							
<b>000 UNDEFINED</b>							
110 430310 JUDICIAL TECH FUND FEE-	-2,000.00	-2,000.00	-731.60	-125.94	915.00	-2,183.40	-9.2
110 470000 INTEREST INCOME	-1,000.00	-1,000.00	-590.32	.00	.00	-409.68	59.0
TOTAL UNDEFINED	-3,000.00	-3,000.00	-1,321.92	-125.94	915.00	-2,593.08	13.6%
<b>001 COMMISSIONERS' COURT</b>							
11000120 520100 SUPPLIES/OTH OPER	3,000.00	3,000.00	.00	.00	.00	3,000.00	.0
TOTAL COMMISSIONERS' COURT	3,000.00	3,000.00	.00	.00	.00	3,000.00	.0%
TOTAL JP3 JUSTICE COURT TECHNO	.00	.00	-1,321.92	-125.94	915.00	406.92	100.0%
TOTAL REVENUES	-3,000.00	-3,000.00	-1,321.92	-125.94	915.00	-2,593.08	
TOTAL EXPENSES	3,000.00	3,000.00	.00	.00	.00	3,000.00	
<b>111 JP4 JUSTICE COURT TECHNOLOGY</b>							
<b>000 UNDEFINED</b>							
111 430400 JUDICIAL TECH FUND FEE-	-5,000.00	-5,000.00	-2,371.70	-444.40	.00	-2,628.30	47.4
111 470000 INTEREST INCOME	-3,500.00	-3,500.00	-1,974.75	.00	.00	-1,525.25	56.4
111 736100 DRAW FROM RESERVES	-23,050.00	-23,050.00	.00	.00	.00	-23,050.00	.0
TOTAL UNDEFINED	-31,550.00	-31,550.00	-4,346.45	-444.40	.00	-27,203.55	13.8%
<b>001 COMMISSIONERS' COURT</b>							
11100120 500700 OVERTIME COMPENSAT	18,000.00	18,000.00	16,278.77	3,072.53	.00	1,721.23	90.4

**BUDGET SUMMARIES REPORT**  
ACCOUNT SUMMARY APRIL 2024

FOR 2024 07

	ORIGINAL APPROP	REVISED BUDGET	YTD ACTUAL	MTD ACTUAL	ENCUMBRANCES	AVAILABLE BUDGET	PCT USE/COL
11100120 510100 FICA	.00	.00	908.82	171.69	.00	-908.82	100.0
11100120 510200 MEDICARE	.00	.00	212.53	40.16	.00	-212.53	100.0
11100120 510300 RETIREMENT	.00	.00	1,808.55	341.35	.00	-1,808.55	100.0
11100120 510400 GROUP HEALTH INSUR	.00	.00	4,176.07	788.58	.00	-4,176.07	100.0
11100120 510500 GROUP DENTAL INSUR	.00	.00	164.87	31.06	.00	-164.87	100.0
11100120 510600 LIFE INSURANCE	.00	.00	13.92	2.64	.00	-13.92	100.0
11100120 510700 UNEMPLOYMENT INSUR	.00	.00	19.19	3.38	.00	-19.19	100.0
11100120 510900 WORKER'S COMPENSAT	.00	.00	43.96	8.29	.00	-43.96	100.0
11100120 520100 SUPPLIES/OTH OPER	6,050.00	6,050.00	.00	.00	.00	6,050.00	.0
11100120 523100 NON-CAPITAL EQUIPM	4,000.00	4,000.00	.00	.00	.00	4,000.00	.0
11100120 550300 TRAVEL AND TRAININ	3,500.00	3,500.00	.00	.00	.00	3,500.00	.0
TOTAL COMMISSIONERS' COURT	31,550.00	31,550.00	23,626.68	4,459.68	.00	7,923.32	74.9%
TOTAL JP4 JUSTICE COURT TECHNO	.00	.00	19,280.23	4,015.28	.00	-19,280.23	100.0%
TOTAL REVENUES	-31,550.00	-31,550.00	-4,346.45	-444.40	.00	-27,203.55	
TOTAL EXPENSES	31,550.00	31,550.00	23,626.68	4,459.68	.00	7,923.32	

**112 COURT FACILITY FEE**

**000 UNDEFINED**

112 430300 COUNTY CLERK	-43,800.00	-43,800.00	-7,840.00	.00	.00	-35,960.00	17.9
112 432300 DISTRICT CLERK FEES	-63,325.00	-63,325.00	-11,266.78	.00	.00	-52,058.22	17.8
112 470000 INTEREST INCOME	-2,600.00	-2,600.00	-4,061.30	.00	.00	1,461.30	156.2
TOTAL UNDEFINED	-109,725.00	-109,725.00	-23,168.08	.00	.00	-86,556.92	21.1%

**001 COMMISSIONERS' COURT**

11200110 561400 PROFESSIONAL SERVI	109,725.00	109,725.00	.00	.00	.00	109,725.00	.0
TOTAL COMMISSIONERS' COURT	109,725.00	109,725.00	.00	.00	.00	109,725.00	.0%
TOTAL COURT FACILITY FEE	.00	.00	-23,168.08	.00	.00	23,168.08	100.0%
TOTAL REVENUES	-109,725.00	-109,725.00	-23,168.08	.00	.00	-86,556.92	
TOTAL EXPENSES	109,725.00	109,725.00	.00	.00	.00	109,725.00	

**114 JUDICIAL EDUCATION & SUPPORT**

**000 UNDEFINED**



**BUDGET SUMMARIES REPORT**  
ACCOUNT SUMMARY APRIL 2024

FOR 2024 07

114	JUDICIAL EDUCATION & SUPPORT	ORIGINAL APPROP	REVISED BUDGET	YTD ACTUAL	MTD ACTUAL	ENCUMBRANCES	AVAILABLE BUDGET	PCT USE/COL
114 430300	COUNTY CLERK	-5,600.00	-5,600.00	-2,660.00	-555.00	.00	-2,940.00	47.5
114 470000	INTEREST INCOME	-175.00	-175.00	-222.43	.00	.00	47.43	127.1
	TOTAL UNDEFINED	-5,775.00	-5,775.00	-2,882.43	-555.00	.00	-2,892.57	49.9%
<b>001 COMMISSIONERS' COURT</b>								
11400110 520100	SUPPLIES/OTH OPER	5,775.00	5,775.00	.00	.00	.00	5,775.00	.0
	TOTAL COMMISSIONERS' COURT	5,775.00	5,775.00	.00	.00	.00	5,775.00	.0%
	TOTAL JUDICIAL EDUCATION & SUP	.00	.00	-2,882.43	-555.00	.00	2,882.43	100.0%
	TOTAL REVENUES	-5,775.00	-5,775.00	-2,882.43	-555.00	.00	-2,892.57	
	TOTAL EXPENSES	5,775.00	5,775.00	.00	.00	.00	5,775.00	
<b>115 LANGUAGE ACCESS</b>								
<b>000 UNDEFINED</b>								
115 430300	COUNTY CLERK	-5,742.00	-5,742.00	-3,462.00	-657.00	.00	-2,280.00	60.3
115 432300	DISTRICT CLERK FEES	-8,299.00	-8,299.00	-4,574.29	-684.09	.00	-3,724.71	55.1
115 433100	JP PRECINCT 1	-4,491.00	-4,491.00	-3,027.00	-459.00	.00	-1,464.00	67.4
115 433200	JP PRECINCT 2	-5,801.00	-5,801.00	-3,507.00	-519.00	.00	-2,294.00	60.5
115 433300	JP PRECINCT 3	-8,348.00	-8,348.00	-4,781.02	-744.00	.00	-3,566.98	57.3
115 433400	JP PRECINCT 4	-3,834.00	-3,834.00	-2,802.00	-432.00	.00	-1,032.00	73.1
115 470000	INTEREST INCOME	-1,000.00	-1,000.00	-1,614.13	.00	.00	614.13	161.4
	TOTAL UNDEFINED	-37,515.00	-37,515.00	-23,767.44	-3,495.09	.00	-13,747.56	63.4%
<b>001 COMMISSIONERS' COURT</b>								
11500110 561400	PROFESSIONAL SERVI	18,758.00	18,758.00	.00	.00	.00	18,758.00	.0
11500110 562200	CONTRACT SERVICES	18,757.00	18,757.00	.00	.00	.00	18,757.00	.0
	TOTAL COMMISSIONERS' COURT	37,515.00	37,515.00	.00	.00	.00	37,515.00	.0%
	TOTAL LANGUAGE ACCESS	.00	.00	-23,767.44	-3,495.09	.00	23,767.44	100.0%
	TOTAL REVENUES	-37,515.00	-37,515.00	-23,767.44	-3,495.09	.00	-13,747.56	
	TOTAL EXPENSES	37,515.00	37,515.00	.00	.00	.00	37,515.00	

**BUDGET SUMMARIES REPORT**  
ACCOUNT SUMMARY APRIL 2024

FOR 2024 07

122	SHERIFF CONTRABAND	ORIGINAL APPROP	REVISED BUDGET	YTD ACTUAL	MTD ACTUAL	ENCUMBRANCES	AVAILABLE BUDGET	PCT USE/COL
<b>122 SHERIFF CONTRABAND</b>								
<b>000 UNDEFINED</b>								
122 461200	FORFEIT ASSETS - DEA	-2,894.00	-2,894.00	.00	.00	.00	-2,894.00	.0
122 461400	FORFEITED FUNDS-CRIMINA	-140,754.00	-140,754.00	-92,325.24	.00	.00	-48,428.76	65.6
122 470000	INTEREST INCOME	-15,000.00	-15,000.00	-6,928.05	.00	.00	-8,071.95	46.2
122 489900	OTHER REVENUE	.00	.00	-1,976.31	.00	.00	1,976.31	100.0
122 736100	DRAW FROM RESERVES	-169,352.00	-169,352.00	.00	.00	.00	-169,352.00	.0
TOTAL UNDEFINED		-328,000.00	-328,000.00	-101,229.60	.00	.00	-226,770.40	30.9%
<b>046 SHERIFF</b>								
12204630 520100	SUPPLIES/OTH OPER	50,000.00	50,000.00	32,096.92	.00	.00	17,903.08	64.2
12204630 523100	NON-CAPITAL EQUIPM	15,000.00	15,000.00	564.00	.00	.00	14,436.00	3.8
12204630 550300	TRAVEL AND TRAININ	15,000.00	15,000.00	.00	.00	.00	15,000.00	.0
12204630 590600	INVESTIGATIVE EXPE	40,000.00	40,000.00	.00	.00	.00	40,000.00	.0
12204630 594400	DRUG PREVENTION PR	3,000.00	3,000.00	.00	.00	.00	3,000.00	.0
12204630 599900	OTHER CHARGES	40,000.00	40,000.00	49,323.04	.00	.00	-9,323.04	123.3
12204630 640700	OTHER EQUIPMENT	165,000.00	165,000.00	111,282.00	.00	.00	53,718.00	67.4
TOTAL SHERIFF		328,000.00	328,000.00	193,265.96	.00	.00	134,734.04	58.9%
TOTAL SHERIFF CONTRABAND		.00	.00	92,036.36	.00	.00	-92,036.36	100.0%
TOTAL REVENUES		-328,000.00	-328,000.00	-101,229.60	.00	.00	-226,770.40	
TOTAL EXPENSES		328,000.00	328,000.00	193,265.96	.00	.00	134,734.04	
<b>124 INMATE SUPPLY</b>								
<b>000 UNDEFINED</b>								
124 470000	INTEREST INCOME	-60,000.00	-60,000.00	-107,764.37	.00	.00	47,764.37	179.6
124 484300	CONCESSION COMMISSIONS	-1,000,000.00	-1,000,000.00	-601,256.85	.00	.00	-398,743.15	60.1
124 489900	OTHER REVENUE	-5,000.00	-5,000.00	-3,382.17	.00	.00	-1,617.83	67.6
124 736100	DRAW FROM RESERVES	-49,000.00	-49,000.00	.00	.00	.00	-49,000.00	.0

**BUDGET SUMMARIES REPORT**  
ACCOUNT SUMMARY APRIL 2024

FOR 2024 07

124	INMATE SUPPLY	ORIGINAL APPROP	REVISED BUDGET	YTD ACTUAL	MTD ACTUAL	ENCUMBRANCES	AVAILABLE BUDGET	PCT USE/COL
TOTAL UNDEFINED		-1,114,000.00	-1,114,000.00	-712,403.39	.00	.00	-401,596.61	64.0%
<b>047 DETENTION CENTER</b>								
12404730	520100 SUPPLIES/OTH OPER	77,000.00	77,000.00	14,185.18	.00	.00	62,814.82	18.4
12404730	522600 INMATE SUPPLIES	40,000.00	40,000.00	69,376.70	.00	.00	-29,376.70	173.4
12404730	523000 NON-CAPITAL SOFTWA	35,000.00	35,000.00	20,091.40	.00	.00	14,908.60	57.4
12404730	523100 NON-CAPITAL EQUIPM	30,000.00	30,000.00	.00	.00	.00	30,000.00	.0
12404730	530800 SOFTWARE MAINTENAN	22,000.00	22,000.00	.00	.00	.00	22,000.00	.0
12404730	562200 CONTRACT SERVICES	900,000.00	900,000.00	463,083.18	.00	.00	436,916.82	51.5
12404730	664700 CAPITAL OUTLAY-JAI	10,000.00	10,000.00	30,729.41	.00	.00	-20,729.41	307.3
TOTAL DETENTION CENTER		1,114,000.00	1,114,000.00	597,465.87	.00	.00	516,534.13	53.6%
TOTAL INMATE SUPPLY		.00	.00	-114,937.52	.00	.00	114,937.52	100.0%
TOTAL REVENUES		-1,114,000.00	-1,114,000.00	-712,403.39	.00	.00	-401,596.61	
TOTAL EXPENSES		1,114,000.00	1,114,000.00	597,465.87	.00	.00	516,534.13	
<b>126 VINE GRANT</b>								
<b>000 UNDEFINED</b>								
126	420370 STATE REVENUE	-30,171.00	-30,286.00	-15,142.64	.00	.00	-15,143.36	50.0
TOTAL UNDEFINED		-30,171.00	-30,286.00	-15,142.64	.00	.00	-15,143.36	50.0%
<b>046 SHERIFF</b>								
12604630	520100 SUPPLIES/OTH OPER	30,171.00	30,286.00	15,142.64	.00	15,142.62	.74	100.0
TOTAL SHERIFF		30,171.00	30,286.00	15,142.64	.00	15,142.62	.74	100.0%
TOTAL VINE GRANT		.00	.00	.00	.00	15,142.62	-15,142.62	100.0%
TOTAL REVENUES		-30,171.00	-30,286.00	-15,142.64	.00	.00	-15,143.36	
TOTAL EXPENSES		30,171.00	30,286.00	15,142.64	.00	15,142.62	.74	
<b>128 HOMELAND SECURITY GRANT</b>								
<b>000 UNDEFINED</b>								

**BUDGET SUMMARIES REPORT**  
ACCOUNT SUMMARY APRIL 2024

FOR 2024 07

128	HOMELAND SECURITY GRANT	ORIGINAL APPROP	REVISED BUDGET	YTD ACTUAL	MTD ACTUAL	ENCUMBRANCES	AVAILABLE BUDGET	PCT USE/COL
128 423000	2014 HSGP HOMELAND SECU	-212,674.00	-212,674.00	-133,128.01	.00	.00	-79,545.99	62.6
	TOTAL UNDEFINED	-212,674.00	-212,674.00	-133,128.01	.00	.00	-79,545.99	62.6%
<b>046 SHERIFF</b>								
12804630	520100 SUPPLIES/OTH OPER	4,000.00	11,750.00	4,630.00	.00	.00	7,120.00	39.4
12804630	522400 UNIFORMS	.00	14,030.00	3,335.40	3,335.40	10,694.60	.00	100.0
12804630	523130 HSGP-NON CAPITAL E	106,304.00	112,304.00	97,503.33	.00	13,407.22	1,393.45	98.8
12804630	664600 CAPITAL OUTLAY-SHE	102,370.00	74,590.00	30,994.68	.00	40,000.00	3,595.32	95.2
	TOTAL SHERIFF	212,674.00	212,674.00	136,463.41	3,335.40	64,101.82	12,108.77	94.3%
	TOTAL HOMELAND SECURITY GRANT	.00	.00	3,335.40	3,335.40	64,101.82	-67,437.22	100.0%
	TOTAL REVENUES	-212,674.00	-212,674.00	-133,128.01	.00	.00	-79,545.99	
	TOTAL EXPENSES	212,674.00	212,674.00	136,463.41	3,335.40	64,101.82	12,108.77	
<b>129 HAZARD MITIGATION GRANT-EM</b>								
<b>000 UNDEFINED</b>								
129 423300	HAZARD MITIGATION GRANT	-185,600.00	-185,600.00	.00	.00	.00	-185,600.00	.0
129 423400	HAZARD MITIGATION INKIN	-58,000.00	-58,000.00	.00	.00	.00	-58,000.00	.0
	TOTAL UNDEFINED	-243,600.00	-243,600.00	.00	.00	.00	-243,600.00	.0%
<b>046 SHERIFF</b>								
12904630	561400 PROFESSIONAL SERVI	11,600.00	11,600.00	.00	.00	.00	11,600.00	.0
12904630	562200 CONTRACT SERVICES	174,000.00	174,000.00	.00	.00	.00	174,000.00	.0
12904630	599100 IN-KIND EXPENSE HL	58,000.00	58,000.00	.00	.00	.00	58,000.00	.0
	TOTAL SHERIFF	243,600.00	243,600.00	.00	.00	.00	243,600.00	.0%
	TOTAL HAZARD MITIGATION GRANT-	.00	.00	.00	.00	.00	.00	.0%
	TOTAL REVENUES	-243,600.00	-243,600.00	.00	.00	.00	-243,600.00	
	TOTAL EXPENSES	243,600.00	243,600.00	.00	.00	.00	243,600.00	

**BUDGET SUMMARIES REPORT**  
ACCOUNT SUMMARY APRIL 2024

FOR 2024 07

130	PROJECT SAFE NEIGHBORHOOD	ORIGINAL APPROP	REVISED BUDGET	YTD ACTUAL	MTD ACTUAL	ENCUMBRANCES	AVAILABLE BUDGET	PCT USE/COL
<b>130 PROJECT SAFE NEIGHBORHOOD</b>								
<b>000 UNDEFINED</b>								
130	420100 GRANT REVENUE	-136,000.00	-136,000.00	.00	.00	.00	-136,000.00	.0
	TOTAL UNDEFINED	-136,000.00	-136,000.00	.00	.00	.00	-136,000.00	.0%
<b>046 SHERIFF</b>								
13004630	500700 OVERTIME COMPENSAT	19,276.00	19,276.00	9,428.58	2,002.54	.00	9,847.42	48.9
13004630	520100 SUPPLIES/OTH OPER	46,844.00	46,844.00	.00	.00	.00	46,844.00	.0
13004630	523100 NON-CAPITAL EQUIPM	5,880.00	5,880.00	.00	.00	.00	5,880.00	.0
13004630	664600 CAPITAL OUTLAY-SHE	64,000.00	64,000.00	.00	.00	.00	64,000.00	.0
	TOTAL SHERIFF	136,000.00	136,000.00	9,428.58	2,002.54	.00	126,571.42	6.9%
	TOTAL PROJECT SAFE NEIGHBORHOOD	.00	.00	9,428.58	2,002.54	.00	-9,428.58	100.0%
	TOTAL REVENUES	-136,000.00	-136,000.00	.00	.00	.00	-136,000.00	
	TOTAL EXPENSES	136,000.00	136,000.00	9,428.58	2,002.54	.00	126,571.42	
<b>142 LEOSE SHERIFF</b>								
<b>000 UNDEFINED</b>								
142	424700 LEOSE REVENUE	-21,000.00	-21,000.00	-53,693.19	.00	.00	32,693.19	255.7
142	470000 INTEREST INCOME	-5,000.00	-5,000.00	-3,914.64	.00	.00	-1,085.36	78.3
	TOTAL UNDEFINED	-26,000.00	-26,000.00	-57,607.83	.00	.00	31,607.83	221.6%
<b>046 SHERIFF</b>								
14204630	550300 TRAVEL AND TRAININ	26,000.00	26,000.00	7,373.37	397.00	.00	18,626.63	28.4
	TOTAL SHERIFF	26,000.00	26,000.00	7,373.37	397.00	.00	18,626.63	28.4%

**BUDGET SUMMARIES REPORT**  
ACCOUNT SUMMARY APRIL 2024

FOR 2024 07

	ORIGINAL APPROP	REVISED BUDGET	YTD ACTUAL	MTD ACTUAL	ENCUMBRANCES	AVAILABLE BUDGET	PCT USE/COL
TOTAL LEOSE SHERIFF	.00	.00	-50,234.46	397.00	.00	50,234.46	100.0%
TOTAL REVENUES	-26,000.00	-26,000.00	-57,607.83	.00	.00	31,607.83	
TOTAL EXPENSES	26,000.00	26,000.00	7,373.37	397.00	.00	18,626.63	
<b>145 SHERIFF COMMISSARY SALARY</b>							
<b>000 UNDEFINED</b>							
145 424500 COMMISSARY SALARY REIMB	-958,673.00	-958,673.00	-541,342.18	-109,022.72	.00	-417,330.82	56.5
TOTAL UNDEFINED	-958,673.00	-958,673.00	-541,342.18	-109,022.72	.00	-417,330.82	56.5%
<b>047 DETENTION CENTER</b>							
14504730 500600 STAFF EMPLOYEES	699,395.00	699,395.00	379,889.09	53,055.96	.00	319,505.91	54.3
14504730 500700 OVERTIME COMPENSAT	2,000.00	2,000.00	4,626.96	2,371.18	.00	-2,626.96	231.3
14504730 501300 LONGEVITY	.00	.00	420.00	60.00	.00	-420.00	100.0
14504730 510100 FICA	43,362.00	43,362.00	22,225.24	3,192.85	.00	21,136.76	51.3
14504730 510200 MEDICARE	10,142.00	10,142.00	5,197.67	746.70	.00	4,944.33	51.2
14504730 510300 RETIREMENT	77,702.00	77,702.00	42,766.48	6,164.62	.00	34,935.52	55.0
14504730 510400 GROUP HEALTH INSUR	90,372.00	90,372.00	65,164.75	9,902.30	.00	25,207.25	72.1
14504730 510500 GROUP DENTAL INSUR	4,980.00	4,980.00	2,816.97	441.82	.00	2,163.03	56.6
14504730 510600 LIFE INSURANCE	720.00	720.00	331.50	51.50	.00	388.50	46.0
14504730 510700 UNEMPLOYMENT INSUR	711.00	711.00	447.73	61.04	.00	263.27	63.0
14504730 510900 WORKER'S COMPENSAT	29,289.00	29,289.00	16,244.25	2,341.55	.00	13,044.75	55.5
TOTAL DETENTION CENTER	958,673.00	958,673.00	540,130.64	78,389.52	.00	418,542.36	56.3%
TOTAL SHERIFF COMMISSARY SALAR	.00	.00	-1,211.54	-30,633.20	.00	1,211.54	100.0%
TOTAL REVENUES	-958,673.00	-958,673.00	-541,342.18	-109,022.72	.00	-417,330.82	
TOTAL EXPENSES	958,673.00	958,673.00	540,130.64	78,389.52	.00	418,542.36	
<b>146 LECD EMER COMMUNICATION GRANT</b>							
<b>000 UNDEFINED</b>							
146 420410 GRANT REVENUE LECD	.00	-40,250.00	.00	.00	.00	-40,250.00	.0

**BUDGET SUMMARIES REPORT**  
ACCOUNT SUMMARY APRIL 2024

FOR 2024 07

146	LECD EMER COMMUNICATION GRANT	ORIGINAL APPROP	REVISED BUDGET	YTD ACTUAL	MTD ACTUAL	ENCUMBRANCES	AVAILABLE BUDGET	PCT USE/COL
TOTAL UNDEFINED		.00	-40,250.00	.00	.00	.00	-40,250.00	.0%
<b>046 SHERIFF</b>								
14604630	550300 TRAVEL AND TRAININ	.00	4,500.00	.00	.00	.00	4,500.00	.0
14604630	550500 ASSOCIATION DUES	.00	338.00	337.50	.00	.00	.50	99.9
14604630	640700 OTHER EQUIPMENT	.00	35,412.00	32,712.50	.00	.00	2,699.50	92.4
TOTAL SHERIFF		.00	40,250.00	33,050.00	.00	.00	7,200.00	82.1%
TOTAL LECD EMER COMMUNICATION		.00	.00	33,050.00	.00	.00	-33,050.00	100.0%
TOTAL REVENUES		.00	-40,250.00	.00	.00	.00	-40,250.00	
TOTAL EXPENSES		.00	40,250.00	33,050.00	.00	.00	7,200.00	

**150 TAG GRANT**

**000 UNDEFINED**

150	420100 GRANT REVENUE	-12,552,087.00	-12,552,087.00	-1,447,935.28	.00	.00	-11,104,151.72	11.5
TOTAL UNDEFINED		-12,552,087.00	-12,552,087.00	-1,447,935.28	.00	.00	-11,104,151.72	11.5%

**046 SHERIFF**

15004630	500600 STAFF EMPLOYEES	201,982.00	201,982.00	119,731.96	15,725.23	.00	82,250.04	59.3
15004630	500700 OVERTIME COMPENSAT	49,450.00	49,450.00	10,076.49	10,248.51	.00	39,373.51	20.4
15004630	510100 FICA	12,661.00	12,661.00	7,621.30	1,044.37	.00	5,039.70	60.2
15004630	510200 MEDICARE	2,961.00	2,961.00	1,782.38	244.25	.00	1,178.62	60.2
15004630	510300 RETIREMENT	24,299.00	24,299.00	14,330.54	1,969.54	.00	9,968.46	59.0
15004630	510400 GROUP HEALTH INSUR	22,593.00	22,593.00	12,143.10	1,619.08	.00	10,449.90	53.7
15004630	510500 GROUP DENTAL INSUR	1,245.00	1,245.00	795.00	106.00	.00	450.00	63.9
15004630	510600 LIFE INSURANCE	180.00	180.00	100.80	13.44	.00	79.20	56.0
15004630	510700 UNEMPLOYMENT INSUR	204.00	204.00	150.55	19.50	.00	53.45	73.8
15004630	510900 WORKER'S COMPENSAT	8,617.00	8,617.00	5,443.33	748.11	.00	3,173.67	63.2
15004630	520000 PROJECT SUPPLIES	20,844.00	20,844.00	12,585.98	-1,231.20	.00	8,258.02	60.4
15004630	520100 SUPPLIES/OTH OPER	99,402.00	104,310.00	54,416.65	20,387.05	28,885.81	21,007.54	79.9

**BUDGET SUMMARIES REPORT**  
ACCOUNT SUMMARY APRIL 2024

FOR 2024 07

	ORIGINAL APPROP	REVISED BUDGET	YTD ACTUAL	MTD ACTUAL	ENCUMBRANCES	AVAILABLE BUDGET	PCT USE/COL
15004630 523100 NON-CAPITAL EQUIPM	7,450.00	7,450.00	.00	.00	.00	7,450.00	.0
15004630 540100 COMMUNICATIONS - M	68,750.00	68,750.00	32,378.93	5,189.52	29,014.07	7,357.00	89.3
15004630 540600 UTILITIES	21,375.00	21,375.00	12,040.80	1,450.16	5,478.90	3,855.30	82.0
15004630 550300 TRAVEL AND TRAININ	116,319.00	120,272.00	10,439.38	532.05	.00	109,832.62	8.7
15004630 561400 PROFESSIONAL SERVI	33,785.00	33,785.00	13,038.27	2,706.27	9,225.00	11,521.73	65.9
15004630 570200 BUILDING RENTAL	146,600.00	151,600.00	95,565.68	24,491.42	48,982.84	7,051.48	95.3
15004630 590600 INVESTIGATIVE EXPE	56,750.00	56,750.00	1,493.00	245.80	20,000.00	35,257.00	37.9
15004630 615000 OTHER IMPROVEMENTS	10,500,000.00	10,500,000.00	683,385.24	23,000.00	619,614.76	9,197,000.00	12.4
15004630 664600 CAPITAL OUTLAY-SHE	1,156,620.00	1,142,759.00	509,286.25	33,361.25	584,133.07	49,339.68	95.7
TOTAL SHERIFF	12,552,087.00	12,552,087.00	1,596,805.63	141,870.35	1,345,334.45	9,609,946.92	23.4%
TOTAL TAG GRANT	.00	.00	148,870.35	141,870.35	1,345,334.45	-1,494,204.80	100.0%
TOTAL REVENUES	-12,552,087.00	-12,552,087.00	-1,447,935.28	.00	.00	-11,104,151.72	
TOTAL EXPENSES	12,552,087.00	12,552,087.00	1,596,805.63	141,870.35	1,345,334.45	9,609,946.92	
<b>152 TAG CRIMINAL JUSTICE GRANT</b>							
<b>000 UNDEFINED</b>							
152 420100 GRANT REVENUE	.00	-23,910.00	-10,000.00	.00	.00	-13,910.00	41.8
TOTAL UNDEFINED	.00	-23,910.00	-10,000.00	.00	.00	-13,910.00	41.8%
<b>046 SHERIFF</b>							
15204630 500700 OVERTIME COMPENSAT	.00	10,000.00	10,000.00	.00	.00	.00	100.0
15204630 520100 SUPPLIES/OTH OPER	.00	3,000.00	.00	.00	.00	3,000.00	.0
15204630 561400 PROFESSIONAL SERVI	.00	10,910.00	.00	.00	.00	10,910.00	.0
TOTAL SHERIFF	.00	23,910.00	10,000.00	.00	.00	13,910.00	41.8%
TOTAL TAG CRIMINAL JUSTICE GRA	.00	.00	.00	.00	.00	.00	.0%
TOTAL REVENUES	.00	-23,910.00	-10,000.00	.00	.00	-13,910.00	
TOTAL EXPENSES	.00	23,910.00	10,000.00	.00	.00	13,910.00	
<b>161 CDA BUSINESS CRIMES</b>							
<b>000 UNDEFINED</b>							
161 434200 BAD CHECK COLLECTION FE	-35,000.00	-35,000.00	-12,994.50	.00	.00	-22,005.50	37.1



**BUDGET SUMMARIES REPORT**  
ACCOUNT SUMMARY APRIL 2024

FOR 2024 07

161	CDA BUSINESS CRIMES	ORIGINAL APPROP	REVISED BUDGET	YTD ACTUAL	MTD ACTUAL	ENCUMBRANCES	AVAILABLE BUDGET	PCT USE/COL
161 470000	INTEREST INCOME	-3,500.00	-3,500.00	-2,988.24		.00	-511.76	85.4
161 481500	OTHER REFUNDS/REIMBURSE	-38,000.00	-38,000.00	-6,869.20		.00	-31,130.80	18.1
161 489900	OTHER REVENUE	-10,000.00	-10,000.00	-4,291.04		.00	-5,708.96	42.9
TOTAL UNDEFINED		-86,500.00	-86,500.00	-27,142.98		.00	-59,357.02	31.4%
<b>040 DISTRICT ATTORNEY</b>								
16104025 501500	CDA PAYROLL	.00	.00	23,954.69		.00	-23,954.69	100.0
16104025 520100	SUPPLIES/OTH OPER	36,500.00	36,500.00	5,059.53		.00	31,440.47	13.9
16104025 530100	EQUIPMENT OPER/MAI	2,500.00	2,500.00	.00		.00	2,500.00	.0
16104025 530200	VEHICLE OPERATION/	2,500.00	2,500.00	.00		.00	2,500.00	.0
16104025 550300	TRAVEL AND TRAININ	10,000.00	10,000.00	5,179.73		.00	4,820.27	51.8
16104025 560800	WITNESS/INTERPRETE	35,000.00	35,000.00	7,714.75	1,351.16	.00	27,285.25	22.0
TOTAL DISTRICT ATTORNEY		86,500.00	86,500.00	41,908.70	1,351.16	.00	44,591.30	48.4%
TOTAL CDA BUSINESS CRIMES		.00	.00	14,765.72	1,351.16	.00	-14,765.72	100.0%
TOTAL REVENUES		-86,500.00	-86,500.00	-27,142.98		.00	-59,357.02	
TOTAL EXPENSES		86,500.00	86,500.00	41,908.70	1,351.16	.00	44,591.30	
<b>163 CDA CONTRABAND</b>								
<b>000 UNDEFINED</b>								
163 470000	INTEREST INCOME	-4,000.00	-4,000.00	-3,421.88		.00	-578.12	85.5
163 489900	OTHER REVENUE	-96,000.00	-96,000.00	-54,824.48		.00	-41,175.52	57.1
TOTAL UNDEFINED		-100,000.00	-100,000.00	-58,246.36		.00	-41,753.64	58.2%
<b>040 DISTRICT ATTORNEY</b>								
16304025 599900	OTHER CHARGES	100,000.00	100,000.00	61,454.38	300.00	.00	38,545.62	61.5
TOTAL DISTRICT ATTORNEY		100,000.00	100,000.00	61,454.38	300.00	.00	38,545.62	61.5%
TOTAL CDA CONTRABAND		.00	.00	3,208.02	300.00	.00	-3,208.02	100.0%
TOTAL REVENUES		-100,000.00	-100,000.00	-58,246.36		.00	-41,753.64	
TOTAL EXPENSES		100,000.00	100,000.00	61,454.38	300.00	.00	38,545.62	

**BUDGET SUMMARIES REPORT**  
ACCOUNT SUMMARY APRIL 2024

FOR 2024 07

164	CDA SPATTF GRANT	ORIGINAL APPROP	REVISED BUDGET	YTD ACTUAL	MTD ACTUAL	ENCUMBRANCES	AVAILABLE BUDGET	PCT USE/COL
<b>164 CDA SPATTF GRANT</b>								
<b>000 UNDEFINED</b>								
164	420300 STATE GRANT REVENUE	-960,920.00	-960,920.00	-177,029.66	.00	.00	-783,890.34	18.4
164	420400 SPATTF REVENUE-FEDERAL	.00	.00	2,138.90	.00	.00	-2,138.90	100.0
164	470010 INTEREST INCOME-PROGRAM	.00	.00	-11,609.88	-234.70	.00	11,609.88	100.0
164	470100 INTEREST INCOME-FEDERAL	.00	.00	-1,839.74	.00	.00	1,839.74	100.0
164	480000 IN-KIND REVENUE	-258,720.00	-258,720.00	-190,620.00	-21,560.00	.00	-68,100.00	73.7
164	480520 SPATTF PROGRAM INCOME	-39,700.00	-39,700.00	-43,060.23	-3,760.00	.00	3,360.23	108.5
164	801100 XFER FROM GENERAL FUND	-242,828.00	-242,828.00	-1,193.94	.00	.00	-241,634.06	.5
TOTAL UNDEFINED		-1,502,168.00	-1,502,168.00	-423,214.55	-25,554.70	.00	-1,078,953.45	28.2%
<b>040 DISTRICT ATTORNEY</b>								
16404025	500600 STAFF EMPLOYEES	607,830.00	607,830.00	336,951.53	45,121.27	.00	270,878.47	55.4
16404025	500700 OVERTIME COMPENSAT	12,000.00	12,000.00	8,521.37	3,356.86	.00	3,478.63	71.0
16404025	500900 PART TIME POSITION	.00	.00	7,567.50	1,515.00	.00	-7,567.50	100.0
16404025	510100 FICA	37,685.00	37,685.00	20,833.06	2,965.24	.00	16,851.94	55.3
16404025	510200 MEDICARE	8,814.00	8,814.00	4,872.25	693.49	.00	3,941.75	55.3
16404025	510300 RETIREMENT	72,332.00	72,332.00	39,222.78	5,554.24	.00	33,109.22	54.2
16404025	510400 GROUP HEALTH INSUR	67,779.00	67,779.00	28,675.17	3,957.00	.00	39,103.83	42.3
16404025	510500 GROUP DENTAL INSUR	3,735.00	3,735.00	1,814.40	245.70	.00	1,920.60	48.6
16404025	510600 LIFE INSURANCE	270.00	270.00	244.16	35.84	.00	25.84	90.4
16404025	510700 UNEMPLOYMENT INSUR	608.00	608.00	410.96	54.97	.00	197.04	67.6
16404025	510900 WORKER'S COMPENSAT	32,686.00	32,686.00	12,716.45	2,109.70	.00	19,969.55	38.9
16404025	520100 SUPPLIES/OTH OPER	160,429.00	160,429.00	81,215.76	17,265.68	33,339.57	45,873.67	71.4
16404025	523100 NON-CAPITAL EQUIPM	19,500.00	19,500.00	17,366.21	.00	.00	2,133.79	89.1
16404025	550300 TRAVEL AND TRAININ	16,000.00	16,000.00	7,277.91	1,309.32	.00	8,722.09	45.5
16404025	562200 CONTRACT SERVICES	205,620.00	205,620.00	119,945.00	17,135.00	.00	85,675.00	58.3
16404025	640700 OTHER EQUIPMENT	256,880.00	256,880.00	133,470.00	.00	111,279.88	12,130.12	95.3
TOTAL DISTRICT ATTORNEY		1,502,168.00	1,502,168.00	821,104.51	101,319.31	144,619.45	536,444.04	64.3%
TOTAL CDA SPATTF GRANT		.00	.00	397,889.96	75,764.61	144,619.45	-542,509.41	100.0%
TOTAL REVENUES		-1,502,168.00	-1,502,168.00	-423,214.55	-25,554.70	.00	-1,078,953.45	
TOTAL EXPENSES		1,502,168.00	1,502,168.00	821,104.51	101,319.31	144,619.45	536,444.04	

**166 CDA JAG GRANT**

000 UNDEFINED

**BUDGET SUMMARIES REPORT**  
ACCOUNT SUMMARY APRIL 2024

FOR 2024 07

166	CDA JAG GRANT	ORIGINAL APPROP	REVISED BUDGET	YTD ACTUAL	MTD ACTUAL	ENCUMBRANCES	AVAILABLE BUDGET	PCT USE/COL
166 422510	FEDERAL GRANT REVENUE-J	-104,947.00	-66,484.00	-66,483.50	.00	.00	-.50	100.0
166 422700	FEDERAL GRANT REVENUE-J	-86,172.00	-42,318.00	-42,317.81	.00	.00	-.19	100.0
166 422800	FEDERAL GRANT REVENUE-J	.00	-114,355.00	-114,354.50	.00	.00	-.50	100.0
166 470020	INTEREST REVENUE JAG23	.00	.00	-587.39	-503.50	.00	587.39	100.0
166 470300	INTEREST REVENUE-JAG22	.00	.00	-4,958.76	-312.95	.00	4,958.76	100.0
166 470900	INTEREST REVENUE JAG21	.00	.00	-6,181.87	-176.45	.00	6,181.87	100.0
TOTAL UNDEFINED		-191,119.00	-223,157.00	-234,883.83	-992.90	.00	11,726.83	105.3%
<b>040 DISTRICT ATTORNEY</b>								
16604025 599500	OTHER CHARGES-JAG2	.00	114,355.00	.00	.00	35,315.88	79,039.12	30.9
16604025 599600	OTHER CHARGES-JAG2	69,947.00	66,484.00	23,740.00	23,740.00	.00	42,744.00	35.7
16604025 599920	OTHER CHARGES-JAG2	86,172.00	42,318.00	41,322.00	33,105.00	4,384.96	-3,388.96	108.0
16604025 640610	CAPITAL EQUIPMENT-	35,000.00	.00	.00	.00	.00	.00	.0
TOTAL DISTRICT ATTORNEY		191,119.00	223,157.00	65,062.00	56,845.00	39,700.84	118,394.16	46.9%
TOTAL CDA JAG GRANT		.00	.00	-169,821.83	55,852.10	39,700.84	130,120.99	100.0%
TOTAL REVENUES		-191,119.00	-223,157.00	-234,883.83	-992.90	.00	11,726.83	
TOTAL EXPENSES		191,119.00	223,157.00	65,062.00	56,845.00	39,700.84	118,394.16	
<b>168 CDA Border Prosecution Unit</b>								
<b>000 UNDEFINED</b>								
168 420100	GRANT REVENUE	-439,530.00	-729,299.00	-70,377.34	.00	.00	-658,921.66	9.6
TOTAL UNDEFINED		-439,530.00	-729,299.00	-70,377.34	.00	.00	-658,921.66	9.6%
<b>040 DISTRICT ATTORNEY</b>								
16804025 500600	STAFF EMPLOYEES	335,000.00	567,308.00	68,889.23	12,384.60	.00	498,418.77	12.1
16804025 510100	FICA	20,770.00	35,152.00	4,180.42	751.31	.00	30,971.58	11.9
16804025 510200	MEDICARE	4,858.00	8,222.00	977.68	175.71	.00	7,244.32	11.9

**BUDGET SUMMARIES REPORT**  
ACCOUNT SUMMARY APRIL 2024

FOR 2024 07

	ORIGINAL APPROP	REVISED BUDGET	YTD ACTUAL	MTD ACTUAL	ENCUMBRANCES	AVAILABLE BUDGET	PCT USE/COL
16804025 510300 RETIREMENT	52,921.00	81,924.00	7,653.62	1,375.93	.00	74,270.38	9.3
16804025 510400 GROUP HEALTH INSUR	7,532.00	32,115.00	4,049.22	1,096.70	.00	28,065.78	12.6
16804025 510500 GROUP DENTAL INSUR	416.00	1,635.00	231.57	61.42	.00	1,403.43	14.2
16804025 510600 LIFE INSURANCE	61.00	116.00	33.06	8.77	.00	82.94	28.5
16804025 510700 UNEMPLOYMENT INSUR	335.00	602.00	78.10	13.62	.00	523.90	13.0
16804025 510900 WORKER'S COMPENSAT	14,137.00	-4,775.00	185.93	33.43	.00	-4,960.93	-3.9
16804025 550300 TRAVEL AND TRAININ	3,500.00	7,000.00	.00	.00	.00	7,000.00	.0
TOTAL DISTRICT ATTORNEY	439,530.00	729,299.00	86,278.83	15,901.49	.00	643,020.17	11.8%
TOTAL CDA Border Prosecution U	.00	.00	15,901.49	15,901.49	.00	-15,901.49	100.0%
TOTAL REVENUES	-439,530.00	-729,299.00	-70,377.34	.00	.00	-658,921.66	
TOTAL EXPENSES	439,530.00	729,299.00	86,278.83	15,901.49	.00	643,020.17	
<b>171 CDA VOCA VICTIM ADV PROJECT</b>							
<b>000 UNDEFINED</b>							
171 420300 STATE GRANT REVENUE	-111,173.00	-111,173.00	-59,597.16	.00	.00	-51,575.84	53.6
171 801100 XFER FROM GENERAL FUND	-36,301.00	-36,301.00	-14,899.28	.00	.00	-21,401.72	41.0
TOTAL UNDEFINED	-147,474.00	-147,474.00	-74,496.44	.00	.00	-72,977.56	50.5%
<b>040 DISTRICT ATTORNEY</b>							
17104025 500600 STAFF EMPLOYEES	100,800.00	100,800.00	62,264.29	9,064.20	.00	38,535.71	61.8
17104025 510100 FICA	6,411.00	6,411.00	3,737.71	546.03	.00	2,673.29	58.3
17104025 510200 MEDICARE	1,500.00	1,500.00	874.09	127.70	.00	625.91	58.3
17104025 510300 RETIREMENT	17,305.00	17,305.00	6,917.65	1,007.04	.00	10,387.35	40.0
17104025 510400 GROUP HEALTH INSUR	9,251.00	9,251.00	12,375.00	1,650.00	.00	-3,124.00	133.8
17104025 510500 GROUP DENTAL INSUR	415.00	415.00	528.45	70.46	.00	-113.45	127.3
17104025 510600 LIFE INSURANCE	60.00	60.00	67.20	8.96	.00	-7.20	112.0
17104025 510700 UNEMPLOYMENT INSUR	103.00	103.00	72.68	9.98	.00	30.32	70.6
17104025 510900 WORKER'S COMPENSAT	280.00	280.00	168.23	24.49	.00	111.77	60.1
17104025 550300 TRAVEL AND TRAININ	11,349.00	11,349.00	.00	.00	.00	11,349.00	.0
TOTAL DISTRICT ATTORNEY	147,474.00	147,474.00	87,005.30	12,508.86	.00	60,468.70	59.0%
TOTAL CDA VOCA VICTIM ADV PROJ	.00	.00	12,508.86	12,508.86	.00	-12,508.86	100.0%
TOTAL REVENUES	-147,474.00	-147,474.00	-74,496.44	.00	.00	-72,977.56	
TOTAL EXPENSES	147,474.00	147,474.00	87,005.30	12,508.86	.00	60,468.70	

**BUDGET SUMMARIES REPORT**  
ACCOUNT SUMMARY APRIL 2024

FOR 2024 07

202	UNLIMITED TAX ROAD BONDS	ORIGINAL APPROP	REVISED BUDGET	YTD ACTUAL	MTD ACTUAL	ENCUMBRANCES	AVAILABLE BUDGET	PCT USE/COL
<b>202 UNLIMITED TAX ROAD BONDS</b>								
<b>000 UNDEFINED</b>								
202 400100	CURRENT AD VALOREM TAXE	-7,731,483.00	-7,731,483.00	-7,626,361.04	-98,068.86	.00	-105,121.96	98.6
202 400400	PEN & INT - CURRENT LEV	-31,700.00	-31,700.00	-20,750.92	-9,355.28	.00	-10,949.08	65.5
202 400500	DELIQ TAXES - PRIOR YEA	-47,163.00	-47,163.00	-4,775.33	-2,017.95	.00	-42,387.67	10.1
202 400600	PEN & INT - PRIOR YEARS	-23,968.00	-23,968.00	-4,998.42	-761.17	.00	-18,969.58	20.9
202 470000	INTEREST INCOME	-15,000.00	-15,000.00	-34,776.80	.00	.00	19,776.80	231.8
202 489900	OTHER REVENUE	-93,807.00	-93,807.00	-1,864.97	.00	.00	-91,942.03	2.0
TOTAL UNDEFINED		-7,943,121.00	-7,943,121.00	-7,693,527.48	-110,203.26	.00	-249,593.52	96.9%
<b>200 DEBT SERVICE</b>								
20220092 566100	DEBT SERVICE - PRI	3,720,000.00	3,720,000.00	3,550,000.00	.00	.00	170,000.00	95.4
20220092 566200	DEBT SERVICE - INT	4,223,121.00	4,223,121.00	2,568,121.23	400.00	.00	1,654,999.77	60.8
TOTAL DEBT SERVICE		7,943,121.00	7,943,121.00	6,118,121.23	400.00	.00	1,824,999.77	77.0%
TOTAL UNLIMITED TAX ROAD BONDS		.00	.00	-1,575,406.25	-109,803.26	.00	1,575,406.25	100.0%
TOTAL REVENUES		-7,943,121.00	-7,943,121.00	-7,693,527.48	-110,203.26	.00	-249,593.52	
TOTAL EXPENSES		7,943,121.00	7,943,121.00	6,118,121.23	400.00	.00	1,824,999.77	
<b>203 GEN OB REFUNDING BOND SRS 2021</b>								
<b>000 UNDEFINED</b>								
203 400100	CURRENT AD VALOREM TAXE	-894,117.00	-894,117.00	-877,815.52	-11,288.00	.00	-16,301.48	98.2
203 400400	PEN & INT - CURRENT LEV	-3,748.00	-3,748.00	-2,388.50	-1,076.82	.00	-1,359.50	63.7
203 400500	DELIQ TAXES - PRIOR YEA	-5,576.00	-5,576.00	-16,383.41	-6,923.27	.00	10,807.41	293.8
203 400600	PEN & INT - PRIOR YEARS	-2,834.00	-2,834.00	-17,148.98	-2,611.49	.00	14,314.98	605.1
203 470000	INTEREST INCOME	-8,000.00	-8,000.00	-63,557.40	.00	.00	55,557.40	794.5
TOTAL UNDEFINED		-914,275.00	-914,275.00	-977,293.81	-21,899.58	.00	63,018.81	106.9%
<b>200 DEBT SERVICE</b>								
20320092 566100	DEBT SERVICE - PRI	865,000.00	865,000.00	865,000.00	.00	.00	.00	100.0

**BUDGET SUMMARIES REPORT**  
ACCOUNT SUMMARY APRIL 2024

FOR 2024 07

	ORIGINAL APPROP	REVISED BUDGET	YTD ACTUAL	MTD ACTUAL	ENCUMBRANCES	AVAILABLE BUDGET	PCT USE/COL
20320092 566200 DEBT SERVICE - INT	49,275.00	49,275.00	31,275.00	.00	.00	18,000.00	63.5
TOTAL DEBT SERVICE	914,275.00	914,275.00	896,275.00	.00	.00	18,000.00	98.0%
TOTAL GEN OB REFUNDING BOND SR	.00	.00	-81,018.81	-21,899.58	.00	81,018.81	100.0%
TOTAL REVENUES	-914,275.00	-914,275.00	-977,293.81	-21,899.58	.00	63,018.81	
TOTAL EXPENSES	914,275.00	914,275.00	896,275.00	.00	.00	18,000.00	

**208 SPECIAL TAX REVENUE BONDS 2020**

**000 UNDEFINED**

208 470000 INTEREST INCOME	-35,000.00	-35,000.00	-18,615.51	.00	.00	-16,384.49	53.2
208 807900 XFER FROM VENUE HOT STV	-1,210,570.00	-1,210,570.00	-1,210,570.00	.00	.00	.00	100.0
208 907900 XFER TO VENUE TAX	35,000.00	35,000.00	35,000.00	.00	.00	.00	100.0
TOTAL UNDEFINED	-1,210,570.00	-1,210,570.00	-1,194,185.51	.00	.00	-16,384.49	98.6%

**200 DEBT SERVICE**

20820092 566100 DEBT SERVICE - PRI	485,000.00	485,000.00	.00	.00	.00	485,000.00	.0
20820092 566200 DEBT SERVICE - INT	120,285.00	120,285.00	59,892.25	.00	.00	60,392.75	49.8
20820092 566300 Debt Service Reser	605,285.00	605,285.00	.00	.00	.00	605,285.00	.0
TOTAL DEBT SERVICE	1,210,570.00	1,210,570.00	59,892.25	.00	.00	1,150,677.75	4.9%
TOTAL SPECIAL TAX REVENUE BOND	.00	.00	-1,134,293.26	.00	.00	1,134,293.26	100.0%
TOTAL REVENUES	-1,245,570.00	-1,245,570.00	-1,229,185.51	.00	.00	-16,384.49	
TOTAL EXPENSES	1,245,570.00	1,245,570.00	94,892.25	.00	.00	1,150,677.75	

**301 MPO ROAD CONSTRUCTION**

**000 UNDEFINED**

301 470000 INTEREST INCOME	-29,313.00	-29,313.00	-7,721.93	.00	.00	-21,591.07	26.3
301 736100 DRAW FROM RESERVES	-563,979.00	-563,979.00	.00	.00	.00	-563,979.00	.0

**BUDGET SUMMARIES REPORT**  
ACCOUNT SUMMARY APRIL 2024

FOR 2024 07

301	MPO ROAD CONSTRUCTION	ORIGINAL APPROP	REVISED BUDGET	YTD ACTUAL	MTD ACTUAL	ENCUMBRANCES	AVAILABLE BUDGET	PCT USE/COL
301 801100	XFER FROM GENERAL FUND	-250,000.00	-816,979.00	-816,979.00	-566,979.00	.00	.00	100.0
	TOTAL UNDEFINED	-843,292.00	-1,410,271.00	-824,700.93	-566,979.00	.00	-585,570.07	58.5%

**300 CAPITAL PROJECTS**

30130093	562200 CONTRACT SERVICES	843,292.00	1,410,271.00	57,720.53	57,720.53	352,279.47	1,000,271.00	29.1
	TOTAL CAPITAL PROJECTS	843,292.00	1,410,271.00	57,720.53	57,720.53	352,279.47	1,000,271.00	29.1%
	TOTAL MPO ROAD CONSTRUCTION	.00	.00	-766,980.40	-509,258.47	352,279.47	414,700.93	100.0%
	TOTAL REVENUES	-843,292.00	-1,410,271.00	-824,700.93	-566,979.00	.00	-585,570.07	
	TOTAL EXPENSES	843,292.00	1,410,271.00	57,720.53	57,720.53	352,279.47	1,000,271.00	

**302 TAX ROAD BOND CONSTRUCTION**

**000 UNDEFINED**

302 470000	INTEREST INCOME	-750,000.00	-750,000.00	-1,226,579.17	.00	.00	476,579.17	163.5
302 736100	DRAW FROM RESERVES	-59,059,148.00	-59,059,148.00	.00	.00	.00	-59,059,148.00	.0
	TOTAL UNDEFINED	-59,809,148.00	-59,809,148.00	-1,226,579.17	.00	.00	-58,582,568.83	2.1%

**300 CAPITAL PROJECTS**

30230093	520100 SUPPLIES/OTH OPER	200,000.00	200,000.00	.00	.00	.00	200,000.00	.0
30230093	561400 PROFESSIONAL SERVI	5,000,000.00	5,000,000.00	951,086.60	154,526.66	1,794,413.06	2,254,500.34	54.9
30230093	562200 CONTRACT SERVICES	51,609,148.00	51,609,148.00	1,676,691.41	5,500.00	97,034.36	49,835,422.23	3.4
30230093	591600 RIGHT OF WAY EXPEN	3,000,000.00	3,000,000.00	1,296,068.52	529,046.91	701,646.73	1,002,284.75	66.6
	TOTAL CAPITAL PROJECTS	59,809,148.00	59,809,148.00	3,923,846.53	689,073.57	2,593,094.15	53,292,207.32	10.9%
	TOTAL TAX ROAD BOND CONSTRUCTIO	.00	.00	2,697,267.36	689,073.57	2,593,094.15	-5,290,361.51	100.0%
	TOTAL REVENUES	-59,809,148.00	-59,809,148.00	-1,226,579.17	.00	.00	-58,582,568.83	
	TOTAL EXPENSES	59,809,148.00	59,809,148.00	3,923,846.53	689,073.57	2,593,094.15	53,292,207.32	

**304 MEDICAL EXAMINER CONSTRUCTION**

**000 UNDEFINED**

**BUDGET SUMMARIES REPORT**  
ACCOUNT SUMMARY APRIL 2024

FOR 2024 07

304	MEDICAL EXAMINER CONSTRUCTION	ORIGINAL APPROP	REVISED BUDGET	YTD ACTUAL	MTD ACTUAL	ENCUMBRANCES	AVAILABLE BUDGET	PCT USE/COL
304 470000	INTEREST INCOME	.00	-200,000.00	-281,944.69	.00	.00	81,944.69	141.0
304 485500	BOND PROCEEDS	.00	-35,683,973.00	-35,683,972.07	.00	.00	-.93	100.0
304 489900	OTHER REVENUE	.00	-6,479.00	-6,479.10	.00	.00	.10	100.0
TOTAL UNDEFINED		.00	-35,890,452.00	-35,972,395.86	.00	.00	81,943.86	100.2%

**300 CAPITAL PROJECTS**

30430093 561400	PROFESSIONAL SERVI	.00	1,307,252.00	200,842.63	3,342.63	624,751.17	481,658.20	63.2
30430093 610000	BUILDINGS	.00	34,583,200.00	20,000.00	20,000.00	26,991,385.00	7,571,815.00	78.1
TOTAL CAPITAL PROJECTS		.00	35,890,452.00	220,842.63	23,342.63	27,616,136.17	8,053,473.20	77.6%
TOTAL MEDICAL EXAMINER CONSTRU		.00	.00	-35,751,553.23	23,342.63	27,616,136.17	8,135,417.06	100.0%
TOTAL REVENUES		.00	-35,890,452.00	-35,972,395.86	.00	.00	81,943.86	
TOTAL EXPENSES		.00	35,890,452.00	220,842.63	23,342.63	27,616,136.17	8,053,473.20	

**307 CRTC RENOVATIONS #2**

**000 UNDEFINED**

307 470000	INTEREST INCOME	-60,000.00	-60,000.00	-40,299.76	.00	.00	-19,700.24	67.2
307 736100	DRAW FROM RESERVES	-2,400,000.00	-2,400,000.00	.00	.00	.00	-2,400,000.00	.0
307 801100	XFER FROM GENERAL FUND	-2,753,000.00	-2,753,000.00	.00	.00	.00	-2,753,000.00	.0
TOTAL UNDEFINED		-5,213,000.00	-5,213,000.00	-40,299.76	.00	.00	-5,172,700.24	.8%

**300 CAPITAL PROJECTS**

30730093 561400	PROFESSIONAL SERVI	80,000.00	145,000.00	56,194.49	25,500.00	67,358.01	21,447.50	85.2
30730093 610000	BUILDINGS	5,133,000.00	5,068,000.00	1,505,573.71	.00	2,747,208.68	815,217.61	83.9
TOTAL CAPITAL PROJECTS		5,213,000.00	5,213,000.00	1,561,768.20	25,500.00	2,814,566.69	836,665.11	84.0%
TOTAL CRTC RENOVATIONS #2		.00	.00	1,521,468.44	25,500.00	2,814,566.69	-4,336,035.13	100.0%
TOTAL REVENUES		-5,213,000.00	-5,213,000.00	-40,299.76	.00	.00	-5,172,700.24	
TOTAL EXPENSES		5,213,000.00	5,213,000.00	1,561,768.20	25,500.00	2,814,566.69	836,665.11	



**BUDGET SUMMARIES REPORT**  
ACCOUNT SUMMARY APRIL 2024

FOR 2024 07

308	VENUE CAPITAL PROJECT	ORIGINAL APPROP	REVISED BUDGET	YTD ACTUAL	MTD ACTUAL	ENCUMBRANCES	AVAILABLE BUDGET	PCT USE/COL
<b>308 VENUE CAPITAL PROJECT</b>								
<b>000 UNDEFINED</b>								
308 470000	INTEREST INCOME	-20,000.00	-20,000.00	-1,119.14		.00	-18,880.86	5.6
308 736100	DRAW FROM RESERVES	-180,200.00	-180,200.00	.00		.00	-180,200.00	.0
308 807900	XFER FROM VENUE HOT STV	.00	-1,800,000.00	-1,800,000.00		.00	.00	100.0
	TOTAL UNDEFINED	-200,200.00	-2,000,200.00	-1,801,119.14		.00	-199,080.86	90.0%
<b>300 CAPITAL PROJECTS</b>								
30830093 561400	PROFESSIONAL SERVI	.00	1,800,000.00	1,321,290.00	50,000.00	.00	478,710.00	73.4
30830093 599900	OTHER CHARGES	200,200.00	200,200.00	.00	.00	.00	200,200.00	.0
	TOTAL CAPITAL PROJECTS	200,200.00	2,000,200.00	1,321,290.00	50,000.00	.00	678,910.00	66.1%
	TOTAL VENUE CAPITAL PROJECT	.00	.00	-479,829.14	50,000.00	.00	479,829.14	100.0%
	TOTAL REVENUES	-200,200.00	-2,000,200.00	-1,801,119.14	.00	.00	-199,080.86	
	TOTAL EXPENSES	200,200.00	2,000,200.00	1,321,290.00	50,000.00	.00	678,910.00	
<b>401 EMPLOYEE HEALTH BENEFIT</b>								
<b>000 UNDEFINED</b>								
401 470000	INTEREST INCOME	-180,000.00	-180,000.00	-71,114.65		.00	-108,885.35	39.5
401 480600	INSURANCE REIMBURSEMENT	-50,000.00	-50,000.00	.00		.00	-50,000.00	.0
401 483010	SURVIVOR SB872 INSURANC	-8,000.00	-8,000.00	.00		.00	-8,000.00	.0
401 483100	COBRA INSURANCE PREMIUM	-10,000.00	-10,000.00	-12,687.92	-1,779.63	.00	2,687.92	126.9
401 483200	RETIREE INSURANCE PREMI	-160,000.00	-160,000.00	-64,015.00	-11,030.00	.00	-95,985.00	40.0
401 484400	STOP LOSS REIMBURSEMENT	-250,000.00	-250,000.00	-557,436.86		.00	307,436.86	223.0
401 485100	EMPLOYEE MEDICAL SHARE	-1,800,000.00	-1,800,000.00	-1,042,930.58	-141,811.43	.00	-757,069.42	57.9
401 485200	COUNTY MEDICAL SHARE	-10,614,000.00	-10,614,000.00	-5,861,941.86	-796,396.30	.00	-4,752,058.14	55.2
401 489900	OTHER REVENUE	-25,000.00	-25,000.00	-2,040.40		.00	-22,959.60	8.2
401 736100	DRAW FROM RESERVES	-2,368,000.00	-2,368,000.00	.00		.00	-2,368,000.00	.0
	TOTAL UNDEFINED	-15,465,000.00	-15,465,000.00	-7,612,167.27	-951,017.36	.00	-7,852,832.73	49.2%

**BUDGET SUMMARIES REPORT**  
ACCOUNT SUMMARY APRIL 2024

FOR 2024 07

	ORIGINAL APPROP	REVISED BUDGET	YTD ACTUAL	MTD ACTUAL	ENCUMBRANCES	AVAILABLE BUDGET	PCT USE/COL
<b>400 BENEFITS</b>							
40140094 561400 PROFESSIONAL SERVI	40,000.00	40,000.00	.00	.00	.00	40,000.00	.0
40140094 562200 CONTRACT SERVICES	750,000.00	750,000.00	443,150.97	55,453.72	226,349.03	80,500.00	89.3
40140094 581510 EMPLOYEE HEALTH BE	12,500,000.00	12,500,000.00	7,292,337.51	1,539,698.89	5,207,162.49	500.00	100.0
40140094 581600 HSA EMPLOYER CONTR	1,000,000.00	1,000,000.00	1,330,083.83	15,750.00	.00	-330,083.83	133.0
40140094 581700 RETIREE HRA PAYMEN	175,000.00	175,000.00	130,052.67	23,101.76	.00	44,947.33	74.3
40140094 581800 MEDICAL STOP LOSS	1,000,000.00	1,000,000.00	646,906.22	85,110.89	353,093.78	.00	100.0
TOTAL BENEFITS	15,465,000.00	15,465,000.00	9,842,531.20	1,719,115.26	5,786,605.30	-164,136.50	101.1%
TOTAL EMPLOYEE HEALTH BENEFIT	.00	.00	2,230,363.93	768,097.90	5,786,605.30	-8,016,969.23	100.0%
TOTAL REVENUES	-15,465,000.00	-15,465,000.00	-7,612,167.27	-951,017.36	.00	-7,852,832.73	
TOTAL EXPENSES	15,465,000.00	15,465,000.00	9,842,531.20	1,719,115.26	5,786,605.30	-164,136.50	
<b>403 WORKERS COMPENSATION</b>							
<b>000 UNDEFINED</b>							
403 470000 INTEREST INCOME	-100,000.00	-100,000.00	-240,326.40	.00	.00	140,326.40	240.3
403 480600 INSURANCE REIMBURSEMENT	-10,000.00	-10,000.00	-53.77	-53.77	.00	-9,946.23	.5
403 485210 COUNTY W/C SHARE	-1,800,000.00	-1,800,000.00	-1,316,743.57	-179,086.86	.00	-483,256.43	73.2
403 489900 OTHER REVENUE	-500.00	-500.00	.00	.00	.00	-500.00	.0
403 736100 DRAW FROM RESERVES	-3,756,475.00	-3,756,475.00	.00	.00	.00	-3,756,475.00	.0
403 901100 XFER TO GENERAL FUND	3,756,475.00	3,756,475.00	.00	.00	.00	3,756,475.00	.0
TOTAL UNDEFINED	-1,910,500.00	-1,910,500.00	-1,557,123.74	-179,140.63	.00	-353,376.26	81.5%
<b>400 BENEFITS</b>							
40340094 520100 SUPPLIES/OTH OPER	500.00	500.00	.00	.00	.00	500.00	.0
40340094 562200 CONTRACT SERVICES	200,000.00	200,000.00	6,905.00	.00	83,104.00	109,991.00	45.0
40340094 580110 INSURANCE PREMIUM	300,000.00	300,000.00	235,129.00	.00	.00	64,871.00	78.4
40340094 581520 WORKERS COMP CLAIM	1,410,000.00	1,410,000.00	433,243.69	44,219.92	266,756.31	710,000.00	49.6
TOTAL BENEFITS	1,910,500.00	1,910,500.00	675,277.69	44,219.92	349,860.31	885,362.00	53.7%
TOTAL WORKERS COMPENSATION	.00	.00	-881,846.05	-134,920.71	349,860.31	531,985.74	100.0%
TOTAL REVENUES	-5,666,975.00	-5,666,975.00	-1,557,123.74	-179,140.63	.00	-4,109,851.26	
TOTAL EXPENSES	5,666,975.00	5,666,975.00	675,277.69	44,219.92	349,860.31	4,641,837.00	

**BUDGET SUMMARIES REPORT**  
ACCOUNT SUMMARY APRIL 2024

FOR 2024 07

	ORIGINAL APPROP	REVISED BUDGET	YTD ACTUAL	MTD ACTUAL	ENCUMBRANCES	AVAILABLE BUDGET	PCT USE/COL
GRAND TOTAL	.00	38,000.00	-87,811,616.53	5,542,734.03	68,927,075.72	18,922,540.81	*****%

\*\* END OF REPORT - Generated by Scott, Rhonda \*\*

# Budget Report

---

For Fiscal: 2023-2024 Period Ending 04/30/24

**Group/Fund Summary**

**BUDGET SUMMARIES REPORT**  
GROUP SUMMARY APRIL 2024

FOR 2024 07

	ORIGINAL APPROP	REVISED BUDGET	YTD ACTUAL	MTD ACTUAL	ENCUMBRANCES	AVAILABLE BUDGET	PCT USE/COL
<b>011 GENERAL FUND</b>							
000 UNDEFINED	-143,177,413.00	-142,549,173.00	-107,220,383.77	-8,089,486.04	.00	-35,328,789.23	75.2%
001 COMMISSIONERS' COURT	745,663.00	745,663.00	419,289.42	58,189.27	2,841.63	323,531.95	56.6%
002 COUNTY JUDGE	397,866.00	397,866.00	224,045.46	29,639.04	290.18	173,530.36	56.4%
003 COUNTY CLERK	1,492,950.00	1,492,950.00	728,201.53	94,031.35	13,642.87	751,105.60	49.7%
005 INFORMATION TECHNOLOGY SER	14,700,345.00	14,738,804.00	6,813,842.88	554,453.80	438,526.82	7,486,434.30	49.2%
007 NON DEPARTMENTAL	7,292,234.00	6,111,698.00	2,245,961.47	54,973.34	918,997.69	2,946,738.84	51.8%
009 TREASURER	457,360.00	457,360.00	262,201.86	33,663.29	5,337.08	189,821.06	58.5%
010 TAX ASSESSOR/COLLECTOR	2,555,868.00	2,555,868.00	1,304,190.30	177,537.89	10,053.75	1,241,623.95	51.4%
011 PURCHASING	511,416.00	582,860.00	270,823.52	34,774.69	12,606.66	299,429.82	48.6%
012 AUDITOR	1,768,090.00	1,768,090.00	797,650.08	123,289.29	3,855.94	966,583.98	45.3%
013 HUMAN RESOURCES	1,040,836.00	1,025,836.00	566,952.43	75,147.65	33,139.89	425,743.68	58.5%
014 COURTS	5,456,925.00	5,456,925.00	2,952,286.75	384,594.62	19,318.38	2,485,319.87	54.5%
015 APPELLATE COURTS	23,604.00	23,604.00	13,209.84	1,761.32	.00	10,394.16	56.0%
023 DISTRICT CLERK	2,141,036.00	2,141,036.00	1,139,659.28	148,760.41	34,288.44	967,088.28	54.8%
030 JUDICIAL COMPLIANCE	448,369.00	448,369.00	236,197.95	28,364.94	.00	212,171.05	52.7%
031 JUSTICE OF THE PEACE PCT 1	396,569.00	400,799.00	218,554.62	29,863.52	995.88	181,248.50	54.8%
032 JUSTICE OF THE PEACE PCT 2	369,367.00	369,367.00	196,245.61	26,586.29	2,110.80	171,010.59	53.7%
033 JUSTICE OF THE PEACE PCT 3	428,893.00	428,893.00	227,497.47	30,906.83	1,928.03	199,467.50	53.5%
034 JUSTICE OF THE PEACE PCT 4	419,291.00	419,291.00	227,754.31	29,124.93	1,961.58	189,575.11	54.8%
038 CENTRAL JURY	377,260.00	377,260.00	109,047.64	6,183.47	4,867.21	263,345.15	30.2%
039 JUDICIAL	8,259,083.00	8,259,083.00	5,911,268.64	1,327,416.14	1,256,781.46	1,091,032.90	86.8%
040 DISTRICT ATTORNEY	9,401,147.00	9,751,348.00	4,946,762.97	690,816.68	242,942.88	4,561,642.15	53.2%
041 CONSTABLE PCT 1	257,252.00	257,252.00	112,822.42	17,929.67	11,883.22	132,546.36	48.5%
042 CONSTABLE PCT 2	114,015.00	114,015.00	56,279.74	7,571.90	3,593.90	54,141.36	52.5%
043 CONSTABLE PCT 3	99,269.00	99,269.00	50,626.74	6,487.37	5,873.56	42,768.70	56.9%
044 CONSTABLE PCT 4	98,188.00	98,188.00	35,053.15	7,036.88	4,348.01	58,786.84	40.1%
045 MEDICAL EXAMINER	3,073,241.00	3,073,241.00	1,517,715.23	394,135.36	697,859.34	857,666.43	72.1%
046 SHERIFF	21,109,954.00	21,278,977.00	10,781,411.51	1,668,381.52	2,304,075.05	8,193,490.44	61.5%
047 DETENTION CENTER	37,091,322.00	37,144,061.00	20,551,362.56	2,740,927.90	3,186,418.80	13,406,279.64	63.9%
048 INMATE TRANSPORTATION	5,768,350.00	5,723,350.00	1,772,604.18	342,829.07	3,606,341.76	344,404.06	94.0%
049 PUBLIC SAFETY	2,203,352.00	2,203,352.00	1,783,362.23	14,264.25	216,635.77	203,354.00	90.8%
057 COMM SUPERVISION & CORRECT	14,401.00	14,401.00	1,996.99	298.18	2,003.01	10,401.00	27.8%
061 FACILITY MAINTENANCE	9,508,726.00	9,434,926.00	4,271,590.68	579,207.97	896,889.27	4,266,446.05	54.8%
064 AUTO THEFT TASK FORCE	8,650.00	8,650.00	2,353.69	.00	3,497.60	2,798.71	67.6%
068 GENERAL ASSISTANCE	579,585.00	579,585.00	266,798.64	36,693.40	778.75	312,007.61	46.2%
070 VETERAN'S AFFAIRS	76,702.00	76,702.00	44,050.90	5,737.21	.00	32,651.10	57.4%
072 TEXAS AgrILIFE EXT	451,552.00	451,552.00	193,054.77	28,374.14	7,375.48	251,121.75	44.4%
077 ELECTIONS	2,845,475.00	2,845,475.00	1,562,248.10	108,834.48	254,395.29	1,028,831.61	63.8%
089 LIBRARY SERVICES	244,345.00	244,345.00	239,785.00	.00	.00	4,560.00	98.1%
090 PUBLIC WORKS	948,862.00	948,862.00	242,782.68	34,910.67	22,921.78	683,157.54	28.0%
TOTAL REVENUES	-153,915,013.00	-153,922,752.00	-114,901,260.29	-8,739,798.38	.00	-39,021,491.71	
TOTAL EXPENSES	153,915,013.00	153,922,752.00	80,978,419.76	10,584,011.07	14,229,377.76	58,714,954.48	

**BUDGET SUMMARIES REPORT**  
GROUP SUMMARY APRIL 2024

FOR 2024 07

020	CONSOLIDATED ROAD AND BRIDGE	ORIGINAL APPROP	REVISED BUDGET	YTD ACTUAL	MTD ACTUAL	ENCUMBRANCES	AVAILABLE BUDGET	PCT USE/COL
<b>020 CONSOLIDATED ROAD AND BRIDGE</b>								
000	UNDEFINED	-16,937,227.00	-16,937,227.00	-12,004,967.65	-3,457,750.34	.00	-4,932,259.35	70.9%
190	CONSOLIDATED ROAD AND BRID	16,937,227.00	16,937,227.00	7,232,169.20	1,406,582.23	3,416,059.58	6,288,998.22	62.9%
	TOTAL REVENUES	-16,937,227.00	-16,937,227.00	-12,004,967.65	-3,457,750.34	.00	-4,932,259.35	
	TOTAL EXPENSES	16,937,227.00	16,937,227.00	7,232,169.20	1,406,582.23	3,416,059.58	6,288,998.22	
<b>031 PRECINCT 1 PARK</b>								
000	UNDEFINED	-186,599.00	-186,599.00	-108,044.70	-2,638.28	.00	-78,554.30	57.9%
191	PRECINCT 1 PARK	186,599.00	186,599.00	35,435.07	4,658.73	7,942.70	143,221.23	23.2%
	TOTAL REVENUES	-245,083.00	-245,083.00	-166,528.70	-2,638.28	.00	-78,554.30	
	TOTAL EXPENSES	245,083.00	245,083.00	93,919.07	4,658.73	7,942.70	143,221.23	
<b>032 SLATON/ROOSEVELT PARK</b>								
000	UNDEFINED	-160,582.00	-160,582.00	-155,190.61	-3,238.28	.00	-5,391.39	96.6%
192	PRECINCT 2 PARK	160,582.00	160,582.00	50,961.34	5,035.32	23,696.24	85,924.42	46.5%
	TOTAL REVENUES	-160,582.00	-160,582.00	-155,190.61	-3,238.28	.00	-5,391.39	
	TOTAL EXPENSES	160,582.00	160,582.00	50,961.34	5,035.32	23,696.24	85,924.42	
<b>033 IDALOU/NEW DEAL PARK</b>								
000	UNDEFINED	-100,631.00	-100,631.00	-98,320.66	-2,738.28	.00	-2,310.34	97.7%
193	PRECINCT 3 PARK	100,631.00	100,631.00	51,890.37	4,637.23	5,549.37	43,191.26	57.1%
	TOTAL REVENUES	-159,115.00	-159,115.00	-156,804.66	-2,738.28	.00	-2,310.34	
	TOTAL EXPENSES	159,115.00	159,115.00	110,374.37	4,637.23	5,549.37	43,191.26	
<b>034 SHALLOWATER PARK</b>								
000	UNDEFINED	-119,427.00	-119,427.00	-101,730.26	-3,168.28	.00	-17,696.74	85.2%
194	PRECINCT 4 PARK	119,427.00	119,427.00	17,939.82	2,541.83	6,915.71	94,571.47	20.8%
	TOTAL REVENUES	-177,911.00	-177,911.00	-160,214.26	-3,168.28	.00	-17,696.74	
	TOTAL EXPENSES	177,911.00	177,911.00	76,423.82	2,541.83	6,915.71	94,571.47	
<b>041 PERMANENT IMPROVEMENT</b>								

**BUDGET SUMMARIES REPORT**  
GROUP SUMMARY APRIL 2024

FOR 2024 07

041	PERMANENT IMPROVEMENT	ORIGINAL APPROP	REVISED BUDGET	YTD ACTUAL	MTD ACTUAL	ENCUMBRANCES	AVAILABLE BUDGET	PCT USE/COL
000	UNDEFINED	-9,170,610.00	-9,239,610.00	-3,089,484.58	-55,909.30	.00	-6,150,125.42	33.4%
061	FACILITY MAINTENANCE	9,170,610.00	9,239,610.00	3,862,667.90	473,366.09	3,734,382.54	1,642,559.56	82.2%
	TOTAL REVENUES	-9,170,610.00	-9,239,610.00	-3,089,484.58	-55,909.30	.00	-6,150,125.42	
	TOTAL EXPENSES	9,170,610.00	9,239,610.00	3,862,667.90	473,366.09	3,734,382.54	1,642,559.56	
<b>043 LCETRZ NOI TAX INCREMENT FUND</b>								
000	UNDEFINED	-191,000.00	-191,000.00	-9,536.71	.00	.00	-181,463.29	5.0%
090	PUBLIC WORKS	191,000.00	191,000.00	.00	.00	.00	191,000.00	.0%
	TOTAL REVENUES	-191,000.00	-191,000.00	-9,536.71	.00	.00	-181,463.29	
	TOTAL EXPENSES	191,000.00	191,000.00	.00	.00	.00	191,000.00	
<b>046 TJJD (P) JJAEP GRANT</b>								
000	UNDEFINED	-80,000.00	-80,000.00	-4,130.50	.00	.00	-75,869.50	5.2%
051	JUVENILE PROBATION	80,000.00	80,000.00	.00	.00	.00	80,000.00	.0%
	TOTAL REVENUES	-80,000.00	-80,000.00	-4,130.50	.00	.00	-75,869.50	
	TOTAL EXPENSES	80,000.00	80,000.00	.00	.00	.00	80,000.00	
<b>047 TJJD TJJD DSA RISK &amp; NEEDS ASS</b>								
000	UNDEFINED	-15,628.00	-15,628.00	-14,105.36	.00	.00	-1,522.64	90.3%
051	JUVENILE PROBATION	15,628.00	15,628.00	14,105.36	.00	.00	1,522.64	90.3%
	TOTAL REVENUES	-15,628.00	-15,628.00	-14,105.36	.00	.00	-1,522.64	
	TOTAL EXPENSES	15,628.00	15,628.00	14,105.36	.00	.00	1,522.64	
<b>048 TJJD DSA RESIDENTIAL PROJECTS</b>								
000	UNDEFINED	-127,520.00	-127,520.00	.00	.00	.00	-127,520.00	.0%
051	JUVENILE PROBATION	127,520.00	127,520.00	.00	.00	.00	127,520.00	.0%
	TOTAL REVENUES	-127,520.00	-127,520.00	.00	.00	.00	-127,520.00	
	TOTAL EXPENSES	127,520.00	127,520.00	.00	.00	.00	127,520.00	
<b>049 TJJD DSA PREVENT/INTERVENTION</b>								

**BUDGET SUMMARIES REPORT**  
GROUP SUMMARY APRIL 2024

FOR 2024 07

049	TJJD DSA PREVENT/INTERVENTION	ORIGINAL APPROP	REVISED BUDGET	YTD ACTUAL	MTD ACTUAL	ENCUMBRANCES	AVAILABLE BUDGET	PCT USE/COL
000 UNDEFINED		.00	-66,000.00	-44,000.00	-5,500.00	.00	-22,000.00	66.7%
051 JUVENILE PROBATION		.00	66,000.00	.00	.00	.00	66,000.00	.0%
	TOTAL REVENUES	.00	-66,000.00	-44,000.00	-5,500.00	.00	-22,000.00	
	TOTAL EXPENSES	.00	66,000.00	.00	.00	.00	66,000.00	
<b>050 JUVENILE STAR PROGRAM</b>								
000 UNDEFINED		-381,500.00	-381,500.00	-120,500.00	.00	.00	-261,000.00	31.6%
051 JUVENILE PROBATION		381,500.00	381,500.00	54,784.92	7,058.52	.00	326,715.08	14.4%
	TOTAL REVENUES	-381,500.00	-381,500.00	-120,500.00	.00	.00	-261,000.00	
	TOTAL EXPENSES	381,500.00	381,500.00	54,784.92	7,058.52	.00	326,715.08	
<b>051 JUVENILE PROBATION</b>								
000 UNDEFINED		-2,711,334.00	-2,711,334.00	832,879.29	-84,021.43	.00	-3,544,213.29	-30.7%
051 JUVENILE PROBATION		2,711,334.00	2,711,334.00	1,440,239.73	197,845.45	156,478.87	1,114,615.40	58.9%
	TOTAL REVENUES	-8,594,191.00	-8,594,191.00	-728,451.03	-84,021.43	.00	-7,865,739.97	
	TOTAL EXPENSES	8,594,191.00	8,594,191.00	3,001,570.05	197,845.45	156,478.87	5,436,142.08	
<b>054 TJJD (A) JUV PROB COMM GRANT</b>								
000 UNDEFINED		-2,814,968.00	-2,814,968.00	-1,898,829.40	-182,597.00	.00	-916,138.60	67.5%
051 JUVENILE PROBATION		2,814,968.00	2,814,968.00	1,407,557.27	204,602.77	273,249.37	1,134,161.36	59.7%
	TOTAL REVENUES	-2,814,968.00	-2,814,968.00	-1,898,829.40	-182,597.00	.00	-916,138.60	
	TOTAL EXPENSES	2,814,968.00	2,814,968.00	1,407,557.27	204,602.77	273,249.37	1,134,161.36	
<b>055 JUVENILE DETENTION</b>								
000 UNDEFINED		-5,532,696.00	-5,532,696.00	-1,922,787.39	.00	.00	-3,609,908.61	34.8%
051 JUVENILE PROBATION		5,532,696.00	5,532,696.00	2,757,864.52	381,371.62	77,195.25	2,697,636.23	51.2%
	TOTAL REVENUES	-5,532,696.00	-5,532,696.00	-1,922,787.39	.00	.00	-3,609,908.61	
	TOTAL EXPENSES	5,532,696.00	5,532,696.00	2,757,864.52	381,371.62	77,195.25	2,697,636.23	
<b>057 JUVENILE FOOD SERVICE</b>								



**BUDGET SUMMARIES REPORT**  
GROUP SUMMARY APRIL 2024

FOR 2024 07

057	JUVENILE FOOD SERVICE	ORIGINAL APPROP	REVISED BUDGET	YTD ACTUAL	MTD ACTUAL	ENCUMBRANCES	AVAILABLE BUDGET	PCT USE/COL
000 UNDEFINED		-419,096.00	-425,563.00	-187,299.72	.00	.00	-238,263.28	44.0%
051 JUVENILE PROBATION		419,096.00	425,563.00	253,454.96	29,276.85	72,726.94	99,381.10	76.6%
	TOTAL REVENUES	-419,096.00	-425,563.00	-187,299.72	.00	.00	-238,263.28	
	TOTAL EXPENSES	419,096.00	425,563.00	253,454.96	29,276.85	72,726.94	99,381.10	
<b>067 CJD DWI COURT GRANT</b>								
000 UNDEFINED		-50,796.00	-50,796.00	-12,819.05	.00	.00	-37,976.95	25.2%
014 COURTS		50,796.00	50,796.00	12,819.05	.00	.00	37,976.95	25.2%
	TOTAL REVENUES	-50,796.00	-50,796.00	-12,819.05	.00	.00	-37,976.95	
	TOTAL EXPENSES	50,796.00	50,796.00	12,819.05	.00	.00	37,976.95	
<b>070 ON LINE ACCESS</b>								
000 UNDEFINED		-185,000.00	-185,000.00	-7,323.01	.00	.00	-177,676.99	4.0%
014 COURTS		185,000.00	185,000.00	4,166.24	520.00	2,580.00	178,253.76	3.6%
	TOTAL REVENUES	-185,000.00	-185,000.00	-7,323.01	.00	.00	-177,676.99	
	TOTAL EXPENSES	185,000.00	185,000.00	4,166.24	520.00	2,580.00	178,253.76	
<b>072 CJD DRUG COURT GRANT</b>								
000 UNDEFINED		-50,796.00	-50,796.00	-8,016.57	.00	.00	-42,779.43	15.8%
014 COURTS		50,796.00	50,796.00	8,016.57	.00	.00	42,779.43	15.8%
	TOTAL REVENUES	-50,796.00	-50,796.00	-8,016.57	.00	.00	-42,779.43	
	TOTAL EXPENSES	50,796.00	50,796.00	8,016.57	.00	.00	42,779.43	
<b>074 COUNTY DRUG COURT COURT COST</b>								
000 UNDEFINED		-33,000.00	-33,000.00	-22,747.48	-2,561.54	.00	-10,252.52	68.9%
014 COURTS		33,000.00	33,000.00	.00	.00	.00	33,000.00	.0%
	TOTAL REVENUES	-33,000.00	-33,000.00	-22,747.48	-2,561.54	.00	-10,252.52	
	TOTAL EXPENSES	33,000.00	33,000.00	.00	.00	.00	33,000.00	
<b>075 DISPUTE RESOLUTION</b>								

**BUDGET SUMMARIES REPORT**  
GROUP SUMMARY APRIL 2024

FOR 2024 07

075	DISPUTE RESOLUTION	ORIGINAL APPROP	REVISED BUDGET	YTD ACTUAL	MTD ACTUAL	ENCUMBRANCES	AVAILABLE BUDGET	PCT USE/COL
000	UNDEFINED	-421,625.00	-421,625.00	-164,231.36	-31,006.14	.00	-257,393.64	39.0%
075	DISPUTE RESOLUTION	421,625.00	421,625.00	262,294.98	37,188.96	2,803.36	156,526.66	62.9%
	TOTAL REVENUES	-421,625.00	-421,625.00	-197,716.03	-31,006.14	.00	-223,908.97	
	TOTAL EXPENSES	421,625.00	421,625.00	295,779.65	37,188.96	2,803.36	123,041.99	
<b>076 USDA AG MEDIATION GRANT</b>								
000	UNDEFINED	-420,000.00	-420,000.00	-129,428.06	.00	.00	-290,571.94	30.8%
076	USDA AG MEDIATION GRANT	420,000.00	420,000.00	142,260.32	12,832.26	4,018.45	273,721.23	34.8%
	TOTAL REVENUES	-420,000.00	-420,000.00	-129,428.06	.00	.00	-290,571.94	
	TOTAL EXPENSES	420,000.00	420,000.00	142,260.32	12,832.26	4,018.45	273,721.23	
<b>077 DOMESTIC RELATIONS OFFICE</b>								
000	UNDEFINED	-179,145.00	-186,770.00	-85,537.57	-2,850.22	.00	-101,232.43	45.8%
075	DISPUTE RESOLUTION	179,145.00	186,770.00	108,653.89	12,543.05	1,405.71	76,710.40	58.9%
	TOTAL REVENUES	-179,145.00	-186,770.00	-85,537.57	-2,850.22	.00	-101,232.43	
	TOTAL EXPENSES	179,145.00	186,770.00	108,653.89	12,543.05	1,405.71	76,710.40	
<b>079 VENUE HOT &amp; STVR TAX</b>								
000	UNDEFINED	-2,350,480.00	-550,480.00	1,172,226.09	-309,727.70	.00	-1,722,706.09	-212.9%
001	COMMISSIONERS' COURT	2,350,480.00	550,480.00	1,184.72	61.38	.00	549,295.28	.2%
	TOTAL REVENUES	-3,561,050.00	-3,561,050.00	-1,838,343.91	-309,727.70	.00	-1,722,706.09	
	TOTAL EXPENSES	3,561,050.00	3,561,050.00	3,011,754.72	61.38	.00	549,295.28	
<b>081 LAW LIBRARY</b>								
000	UNDEFINED	-200,496.00	-200,496.00	-122,109.51	-15,682.55	.00	-78,386.49	60.9%
081	LAW LIBRARY	200,496.00	200,496.00	133,099.60	12,435.29	29,744.00	37,652.40	81.2%
	TOTAL REVENUES	-200,496.00	-200,496.00	-122,109.51	-15,682.55	.00	-78,386.49	
	TOTAL EXPENSES	200,496.00	200,496.00	133,099.60	12,435.29	29,744.00	37,652.40	
<b>083 ELECTION SERVICES</b>								

**BUDGET SUMMARIES REPORT**  
GROUP SUMMARY APRIL 2024

FOR 2024 07

083	ELECTION SERVICES	ORIGINAL APPROP	REVISED BUDGET	YTD ACTUAL	MTD ACTUAL	ENCUMBRANCES	AVAILABLE BUDGET	PCT USE/COL
000 UNDEFINED		-1,067,774.00	-1,067,774.00	.00	.00	.00	-1,067,774.00	.0%
077 ELECTIONS		1,067,774.00	1,067,774.00	108,597.63	70,350.82	249,813.66	709,362.71	33.6%
	TOTAL REVENUES	-1,067,774.00	-1,067,774.00	.00	.00	.00	-1,067,774.00	
	TOTAL EXPENSES	1,067,774.00	1,067,774.00	108,597.63	70,350.82	249,813.66	709,362.71	
<b>085 ELECTION ADMINISTRATION</b>								
000 UNDEFINED		-42,300.00	-42,300.00	-6,416.55	.00	.00	-35,883.45	15.2%
077 ELECTIONS		42,300.00	42,300.00	21,669.40	.00	.00	20,630.60	51.2%
	TOTAL REVENUES	-42,300.00	-42,300.00	-6,416.55	.00	.00	-35,883.45	
	TOTAL EXPENSES	42,300.00	42,300.00	21,669.40	.00	.00	20,630.60	
<b>086 ELECTION EQUIPMENT</b>								
000 UNDEFINED		-111,000.00	-111,000.00	-11,405.60	.00	.00	-99,594.40	10.3%
077 ELECTIONS		111,000.00	141,000.00	125,916.79	.00	5,440.00	9,643.21	93.2%
	TOTAL REVENUES	-111,000.00	-111,000.00	-11,405.60	.00	.00	-99,594.40	
	TOTAL EXPENSES	111,000.00	141,000.00	125,916.79	.00	5,440.00	9,643.21	
<b>088 SETTLEMENTS FUND</b>								
000 UNDEFINED		.00	.00	-84,260.92	-84,260.92	.00	84,260.92	100.0%
	TOTAL REVENUES	.00	.00	-84,260.92	-84,260.92	.00	84,260.92	
<b>090 DIST CLK RECORDS MGT. AND PRES</b>								
000 UNDEFINED		-24,110.00	-24,110.00	-998.72	-25.84	.00	-23,111.28	4.1%
023 DISTRICT CLERK		24,110.00	30,610.00	11,441.38	5,766.35	.00	19,168.62	37.4%
	TOTAL REVENUES	-24,110.00	-24,110.00	-998.72	-25.84	.00	-23,111.28	
	TOTAL EXPENSES	24,110.00	30,610.00	11,441.38	5,766.35	.00	19,168.62	
<b>091 CTY CLK RECORDS MGT. AND PRES</b>								
000 UNDEFINED		-724,500.00	-724,500.00	-413,911.50	-56,453.25	.00	-310,588.50	57.1%

**BUDGET SUMMARIES REPORT**  
**GROUP SUMMARY APRIL 2024**

FOR 2024 07

	ORIGINAL APPROP	REVISED BUDGET	YTD ACTUAL	MTD ACTUAL	ENCUMBRANCES	AVAILABLE BUDGET	PCT USE/COL
003 COUNTY CLERK	724,500.00	724,500.00	15,192.72	2,084.77	.00	709,307.28	2.1%
TOTAL REVENUES	-724,500.00	-724,500.00	-413,911.50	-56,453.25	.00	-310,588.50	
TOTAL EXPENSES	724,500.00	724,500.00	15,192.72	2,084.77	.00	709,307.28	
<b>092 CTY RECORDS MGT. AND PRES</b>							
000 UNDEFINED	-89,715.00	-89,715.00	-112,338.52	-16,386.32	.00	22,623.52	125.2%
001 COMMISSIONERS' COURT	89,715.00	89,715.00	47,485.08	6,309.35	.00	42,229.92	52.9%
TOTAL REVENUES	-89,715.00	-89,715.00	-112,338.52	-16,386.32	.00	22,623.52	
TOTAL EXPENSES	89,715.00	89,715.00	47,485.08	6,309.35	.00	42,229.92	
<b>093 COURTHOUSE SECURITY</b>							
000 UNDEFINED	-140,607.00	-140,607.00	-85,343.91	-11,578.14	.00	-55,263.09	60.7%
046 SHERIFF	140,607.00	140,607.00	117,203.89	12,509.27	4,400.51	19,002.60	86.5%
TOTAL REVENUES	-140,607.00	-140,607.00	-85,343.91	-11,578.14	.00	-55,263.09	
TOTAL EXPENSES	140,607.00	140,607.00	117,203.89	12,509.27	4,400.51	19,002.60	
<b>094 COURT RECORD PRESERVATION</b>							
000 UNDEFINED	-55,500.00	-55,500.00	-6,199.58	-6.01	.00	-49,300.42	11.2%
001 COMMISSIONERS' COURT	55,500.00	55,500.00	830.00	.00	16,749.26	37,920.74	31.7%
TOTAL REVENUES	-55,500.00	-55,500.00	-6,199.58	-6.01	.00	-49,300.42	
TOTAL EXPENSES	55,500.00	55,500.00	830.00	.00	16,749.26	37,920.74	
<b>095 LOCAL TRUANCY PREVENT &amp; DIVERS</b>							
000 UNDEFINED	-15,498.00	-15,498.00	-9,791.17	-1,346.04	.00	-5,706.83	63.2%
001 COMMISSIONERS' COURT	15,498.00	15,498.00	420.00	420.00	.00	15,078.00	2.7%
TOTAL REVENUES	-15,498.00	-15,498.00	-9,791.17	-1,346.04	.00	-5,706.83	
TOTAL EXPENSES	15,498.00	15,498.00	420.00	420.00	.00	15,078.00	
<b>096 HISTORICAL COMMISSION</b>							

**BUDGET SUMMARIES REPORT**  
GROUP SUMMARY APRIL 2024

FOR 2024 07

096	HISTORICAL COMMISSION	ORIGINAL APPROP	REVISED BUDGET	YTD ACTUAL	MTD ACTUAL	ENCUMBRANCES	AVAILABLE BUDGET	PCT USE/COL
000	UNDEFINED	-7,200.00	-7,200.00	-6,459.20	.00	.00	-740.80	89.7%
001	COMMISSIONERS' COURT	7,200.00	7,200.00	-3,222.88	.00	.00	10,422.88	-44.8%
	TOTAL REVENUES	-7,200.00	-7,200.00	-6,459.20	.00	.00	-740.80	
	TOTAL EXPENSES	7,200.00	7,200.00	-3,222.88	.00	.00	10,422.88	
<b>097 CHILD ABUSE PREVENTION</b>								
000	UNDEFINED	-353.00	-353.00	-612.37	-62.76	.00	259.37	173.5%
001	COMMISSIONERS' COURT	353.00	1,853.00	100.00	100.00	.00	1,753.00	5.4%
	TOTAL REVENUES	-353.00	-353.00	-612.37	-62.76	.00	259.37	
	TOTAL EXPENSES	353.00	1,853.00	100.00	100.00	.00	1,753.00	
<b>099 CTY/DIST COURT TECHNOLOGY</b>								
000	UNDEFINED	-7,000.00	-7,000.00	-4,850.31	-481.20	.00	-2,149.69	69.3%
001	COMMISSIONERS' COURT	7,000.00	7,000.00	.00	.00	.00	7,000.00	.0%
	TOTAL REVENUES	-7,000.00	-7,000.00	-4,850.31	-481.20	.00	-2,149.69	
	TOTAL EXPENSES	7,000.00	7,000.00	.00	.00	.00	7,000.00	
<b>102 DIST COURT RECORDS TECHNOLOGY</b>								
000	UNDEFINED	-60,000.00	-60,000.00	-1,524.77	-16.01	.00	-58,475.23	2.5%
023	DISTRICT CLERK	60,000.00	60,000.00	.00	.00	60,000.00	.00	100.0%
	TOTAL REVENUES	-60,000.00	-60,000.00	-1,524.77	-16.01	.00	-58,475.23	
	TOTAL EXPENSES	60,000.00	60,000.00	.00	.00	60,000.00	.00	
<b>103 COUNTY CLERK RECORDS ARCHIVES</b>								
000	UNDEFINED	-670,000.00	-670,000.00	-373,296.40	-55,850.00	.00	-296,703.60	55.7%
003	COUNTY CLERK	670,000.00	670,000.00	20,768.13	3,820.24	171,269.85	477,962.02	28.7%
	TOTAL REVENUES	-670,000.00	-670,000.00	-373,296.40	-55,850.00	.00	-296,703.60	
	TOTAL EXPENSES	670,000.00	670,000.00	20,768.13	3,820.24	171,269.85	477,962.02	
<b>105 COMMUNITY/ECONOMIC DEV PRG</b>								

**BUDGET SUMMARIES REPORT**  
GROUP SUMMARY APRIL 2024

FOR 2024 07

105	COMMUNITY/ECONOMIC DEV PRG	ORIGINAL APPROP	REVISED BUDGET	YTD ACTUAL	MTD ACTUAL	ENCUMBRANCES	AVAILABLE BUDGET	PCT USE/COL
000	UNDEFINED	-66,950.00	-66,950.00	-11,960.82	.00	.00	-54,989.18	17.9%
002	COUNTY JUDGE	66,950.00	66,950.00	43,009.00	.00	2,250.00	21,691.00	67.6%
	TOTAL REVENUES	-66,950.00	-66,950.00	-11,960.82	.00	.00	-54,989.18	
	TOTAL EXPENSES	66,950.00	66,950.00	43,009.00	.00	2,250.00	21,691.00	
<b>106 AMERICAN RESCUE PLAN ACT</b>								
000	UNDEFINED	-19,913,060.00	-19,913,060.00	-20,290,791.22	3,000,000.00	.00	377,731.22	101.9%
001	COMMISSIONERS' COURT	19,913,060.00	19,913,060.00	1,342,667.88	1,132,346.03	5,246,852.21	13,323,539.91	33.1%
	TOTAL REVENUES	-22,913,060.00	-22,913,060.00	-23,290,791.22	.00	.00	377,731.22	
	TOTAL EXPENSES	22,913,060.00	22,913,060.00	4,342,667.88	4,132,346.03	5,246,852.21	13,323,539.91	
<b>108 JP1 JUSTICE COURT TECHNOLOGY</b>								
000	UNDEFINED	-28,801.00	-28,801.00	-4,415.44	-408.75	.00	-24,385.56	15.3%
001	COMMISSIONERS' COURT	28,801.00	28,801.00	490.88	98.20	3,509.12	24,801.00	13.9%
	TOTAL REVENUES	-28,801.00	-28,801.00	-4,415.44	-408.75	.00	-24,385.56	
	TOTAL EXPENSES	28,801.00	28,801.00	490.88	98.20	3,509.12	24,801.00	
<b>109 JP2 JUSTICE COURT TECHNOLOGY</b>								
000	UNDEFINED	-20,000.00	-20,000.00	-3,584.16	-198.33	.00	-16,415.84	17.9%
001	COMMISSIONERS' COURT	20,000.00	20,000.00	181.86	.00	308.99	19,509.15	2.5%
	TOTAL REVENUES	-20,000.00	-20,000.00	-3,584.16	-198.33	.00	-16,415.84	
	TOTAL EXPENSES	20,000.00	20,000.00	181.86	.00	308.99	19,509.15	
<b>110 JP3 JUSTICE COURT TECHNOLOGY</b>								
000	UNDEFINED	-3,000.00	-3,000.00	-1,321.92	-125.94	915.00	-2,593.08	13.6%
001	COMMISSIONERS' COURT	3,000.00	3,000.00	.00	.00	.00	3,000.00	.0%
	TOTAL REVENUES	-3,000.00	-3,000.00	-1,321.92	-125.94	915.00	-2,593.08	
	TOTAL EXPENSES	3,000.00	3,000.00	.00	.00	.00	3,000.00	
<b>111 JP4 JUSTICE COURT TECHNOLOGY</b>								

**BUDGET SUMMARIES REPORT**  
**GROUP SUMMARY APRIL 2024**

FOR 2024 07

111	JP4 JUSTICE COURT TECHNOLOGY	ORIGINAL APPROP	REVISED BUDGET	YTD ACTUAL	MTD ACTUAL	ENCUMBRANCES	AVAILABLE BUDGET	PCT USE/COL
000 UNDEFINED		-31,550.00	-31,550.00	-4,346.45	-444.40	.00	-27,203.55	13.8%
001 COMMISSIONERS' COURT		31,550.00	31,550.00	23,626.68	4,459.68	.00	7,923.32	74.9%
	TOTAL REVENUES	-31,550.00	-31,550.00	-4,346.45	-444.40	.00	-27,203.55	
	TOTAL EXPENSES	31,550.00	31,550.00	23,626.68	4,459.68	.00	7,923.32	
<b>112 COURT FACILITY FEE</b>								
000 UNDEFINED		-109,725.00	-109,725.00	-23,168.08	.00	.00	-86,556.92	21.1%
001 COMMISSIONERS' COURT		109,725.00	109,725.00	.00	.00	.00	109,725.00	.0%
	TOTAL REVENUES	-109,725.00	-109,725.00	-23,168.08	.00	.00	-86,556.92	
	TOTAL EXPENSES	109,725.00	109,725.00	.00	.00	.00	109,725.00	
<b>114 JUDICIAL EDUCATION &amp; SUPPORT</b>								
000 UNDEFINED		-5,775.00	-5,775.00	-2,882.43	-555.00	.00	-2,892.57	49.9%
001 COMMISSIONERS' COURT		5,775.00	5,775.00	.00	.00	.00	5,775.00	.0%
	TOTAL REVENUES	-5,775.00	-5,775.00	-2,882.43	-555.00	.00	-2,892.57	
	TOTAL EXPENSES	5,775.00	5,775.00	.00	.00	.00	5,775.00	
<b>115 LANGUAGE ACCESS</b>								
000 UNDEFINED		-37,515.00	-37,515.00	-23,767.44	-3,495.09	.00	-13,747.56	63.4%
001 COMMISSIONERS' COURT		37,515.00	37,515.00	.00	.00	.00	37,515.00	.0%
	TOTAL REVENUES	-37,515.00	-37,515.00	-23,767.44	-3,495.09	.00	-13,747.56	
	TOTAL EXPENSES	37,515.00	37,515.00	.00	.00	.00	37,515.00	
<b>122 SHERIFF CONTRABAND</b>								
000 UNDEFINED		-328,000.00	-328,000.00	-101,229.60	.00	.00	-226,770.40	30.9%
046 SHERIFF		328,000.00	328,000.00	193,265.96	.00	.00	134,734.04	58.9%
	TOTAL REVENUES	-328,000.00	-328,000.00	-101,229.60	.00	.00	-226,770.40	
	TOTAL EXPENSES	328,000.00	328,000.00	193,265.96	.00	.00	134,734.04	
<b>124 INMATE SUPPLY</b>								

**BUDGET SUMMARIES REPORT**  
GROUP SUMMARY APRIL 2024

FOR 2024 07

124	INMATE SUPPLY	ORIGINAL APPROP	REVISED BUDGET	YTD ACTUAL	MTD ACTUAL	ENCUMBRANCES	AVAILABLE BUDGET	PCT USE/COL
000	UNDEFINED	-1,114,000.00	-1,114,000.00	-712,403.39	.00	.00	-401,596.61	64.0%
047	DETENTION CENTER	1,114,000.00	1,114,000.00	597,465.87	.00	.00	516,534.13	53.6%
	TOTAL REVENUES	-1,114,000.00	-1,114,000.00	-712,403.39	.00	.00	-401,596.61	
	TOTAL EXPENSES	1,114,000.00	1,114,000.00	597,465.87	.00	.00	516,534.13	
<b>126 VINE GRANT</b>								
000	UNDEFINED	-30,171.00	-30,286.00	-15,142.64	.00	.00	-15,143.36	50.0%
046	SHERIFF	30,171.00	30,286.00	15,142.64	.00	15,142.62	.74	100.0%
	TOTAL REVENUES	-30,171.00	-30,286.00	-15,142.64	.00	.00	-15,143.36	
	TOTAL EXPENSES	30,171.00	30,286.00	15,142.64	.00	15,142.62	.74	
<b>128 HOMELAND SECURITY GRANT</b>								
000	UNDEFINED	-212,674.00	-212,674.00	-133,128.01	.00	.00	-79,545.99	62.6%
046	SHERIFF	212,674.00	212,674.00	136,463.41	3,335.40	64,101.82	12,108.77	94.3%
	TOTAL REVENUES	-212,674.00	-212,674.00	-133,128.01	.00	.00	-79,545.99	
	TOTAL EXPENSES	212,674.00	212,674.00	136,463.41	3,335.40	64,101.82	12,108.77	
<b>129 HAZARD MITIGATION GRANT-EM</b>								
000	UNDEFINED	-243,600.00	-243,600.00	.00	.00	.00	-243,600.00	.0%
046	SHERIFF	243,600.00	243,600.00	.00	.00	.00	243,600.00	.0%
	TOTAL REVENUES	-243,600.00	-243,600.00	.00	.00	.00	-243,600.00	
	TOTAL EXPENSES	243,600.00	243,600.00	.00	.00	.00	243,600.00	
<b>130 PROJECT SAFE NEIGHBORHOOD</b>								
000	UNDEFINED	-136,000.00	-136,000.00	.00	.00	.00	-136,000.00	.0%
046	SHERIFF	136,000.00	136,000.00	9,428.58	2,002.54	.00	126,571.42	6.9%
	TOTAL REVENUES	-136,000.00	-136,000.00	.00	.00	.00	-136,000.00	
	TOTAL EXPENSES	136,000.00	136,000.00	9,428.58	2,002.54	.00	126,571.42	
<b>142 LEOSE SHERIFF</b>								



**BUDGET SUMMARIES REPORT**  
GROUP SUMMARY APRIL 2024

FOR 2024 07

142	LEOSE SHERIFF	ORIGINAL APPROP	REVISED BUDGET	YTD ACTUAL	MTD ACTUAL	ENCUMBRANCES	AVAILABLE BUDGET	PCT USE/COL
000	UNDEFINED	-26,000.00	-26,000.00	-57,607.83	.00	.00	31,607.83	221.6%
046	SHERIFF	26,000.00	26,000.00	7,373.37	397.00	.00	18,626.63	28.4%
	TOTAL REVENUES	-26,000.00	-26,000.00	-57,607.83	.00	.00	31,607.83	
	TOTAL EXPENSES	26,000.00	26,000.00	7,373.37	397.00	.00	18,626.63	
<b>145 SHERIFF COMMISSARY SALARY</b>								
000	UNDEFINED	-958,673.00	-958,673.00	-541,342.18	-109,022.72	.00	-417,330.82	56.5%
047	DETENTION CENTER	958,673.00	958,673.00	540,130.64	78,389.52	.00	418,542.36	56.3%
	TOTAL REVENUES	-958,673.00	-958,673.00	-541,342.18	-109,022.72	.00	-417,330.82	
	TOTAL EXPENSES	958,673.00	958,673.00	540,130.64	78,389.52	.00	418,542.36	
<b>146 LECD EMER COMMUNICATION GRANT</b>								
000	UNDEFINED	.00	-40,250.00	.00	.00	.00	-40,250.00	.0%
046	SHERIFF	.00	40,250.00	33,050.00	.00	.00	7,200.00	82.1%
	TOTAL REVENUES	.00	-40,250.00	.00	.00	.00	-40,250.00	
	TOTAL EXPENSES	.00	40,250.00	33,050.00	.00	.00	7,200.00	
<b>150 TAG GRANT</b>								
000	UNDEFINED	-12,552,087.00	-12,552,087.00	-1,447,935.28	.00	.00	-11,104,151.72	11.5%
046	SHERIFF	12,552,087.00	12,552,087.00	1,596,805.63	141,870.35	1,345,334.45	9,609,946.92	23.4%
	TOTAL REVENUES	-12,552,087.00	-12,552,087.00	-1,447,935.28	.00	.00	-11,104,151.72	
	TOTAL EXPENSES	12,552,087.00	12,552,087.00	1,596,805.63	141,870.35	1,345,334.45	9,609,946.92	
<b>152 TAG CRIMINAL JUSTICE GRANT</b>								
000	UNDEFINED	.00	-23,910.00	-10,000.00	.00	.00	-13,910.00	41.8%
046	SHERIFF	.00	23,910.00	10,000.00	.00	.00	13,910.00	41.8%
	TOTAL REVENUES	.00	-23,910.00	-10,000.00	.00	.00	-13,910.00	
	TOTAL EXPENSES	.00	23,910.00	10,000.00	.00	.00	13,910.00	
<b>161 CDA BUSINESS CRIMES</b>								

**BUDGET SUMMARIES REPORT**  
GROUP SUMMARY APRIL 2024

FOR 2024 07

161	CDA BUSINESS CRIMES	ORIGINAL APPROP	REVISED BUDGET	YTD ACTUAL	MTD ACTUAL	ENCUMBRANCES	AVAILABLE BUDGET	PCT USE/COL
000	UNDEFINED	-86,500.00	-86,500.00	-27,142.98	.00	.00	-59,357.02	31.4%
040	DISTRICT ATTORNEY	86,500.00	86,500.00	41,908.70	1,351.16	.00	44,591.30	48.4%
	TOTAL REVENUES	-86,500.00	-86,500.00	-27,142.98	.00	.00	-59,357.02	
	TOTAL EXPENSES	86,500.00	86,500.00	41,908.70	1,351.16	.00	44,591.30	
<b>163 CDA CONTRABAND</b>								
000	UNDEFINED	-100,000.00	-100,000.00	-58,246.36	.00	.00	-41,753.64	58.2%
040	DISTRICT ATTORNEY	100,000.00	100,000.00	61,454.38	300.00	.00	38,545.62	61.5%
	TOTAL REVENUES	-100,000.00	-100,000.00	-58,246.36	.00	.00	-41,753.64	
	TOTAL EXPENSES	100,000.00	100,000.00	61,454.38	300.00	.00	38,545.62	
<b>164 CDA SPATTF GRANT</b>								
000	UNDEFINED	-1,502,168.00	-1,502,168.00	-423,214.55	-25,554.70	.00	-1,078,953.45	28.2%
040	DISTRICT ATTORNEY	1,502,168.00	1,502,168.00	821,104.51	101,319.31	144,619.45	536,444.04	64.3%
	TOTAL REVENUES	-1,502,168.00	-1,502,168.00	-423,214.55	-25,554.70	.00	-1,078,953.45	
	TOTAL EXPENSES	1,502,168.00	1,502,168.00	821,104.51	101,319.31	144,619.45	536,444.04	
<b>166 CDA JAG GRANT</b>								
000	UNDEFINED	-191,119.00	-223,157.00	-234,883.83	-992.90	.00	11,726.83	105.3%
040	DISTRICT ATTORNEY	191,119.00	223,157.00	65,062.00	56,845.00	39,700.84	118,394.16	46.9%
	TOTAL REVENUES	-191,119.00	-223,157.00	-234,883.83	-992.90	.00	11,726.83	
	TOTAL EXPENSES	191,119.00	223,157.00	65,062.00	56,845.00	39,700.84	118,394.16	
<b>168 CDA Border Prosecution Unit</b>								
000	UNDEFINED	-439,530.00	-729,299.00	-70,377.34	.00	.00	-658,921.66	9.6%
040	DISTRICT ATTORNEY	439,530.00	729,299.00	86,278.83	15,901.49	.00	643,020.17	11.8%
	TOTAL REVENUES	-439,530.00	-729,299.00	-70,377.34	.00	.00	-658,921.66	
	TOTAL EXPENSES	439,530.00	729,299.00	86,278.83	15,901.49	.00	643,020.17	
<b>171 CDA VOCA VICTIM ADV PROJECT</b>								

**BUDGET SUMMARIES REPORT**  
**GROUP SUMMARY APRIL 2024**

FOR 2024 07

171	CDA VOCA VICTIM ADV PROJECT	ORIGINAL APPROP	REVISED BUDGET	YTD ACTUAL	MTD ACTUAL	ENCUMBRANCES	AVAILABLE BUDGET	PCT USE/COL
000	UNDEFINED	-147,474.00	-147,474.00	-74,496.44	.00	.00	-72,977.56	50.5%
040	DISTRICT ATTORNEY	147,474.00	147,474.00	87,005.30	12,508.86	.00	60,468.70	59.0%
	TOTAL REVENUES	-147,474.00	-147,474.00	-74,496.44	.00	.00	-72,977.56	
	TOTAL EXPENSES	147,474.00	147,474.00	87,005.30	12,508.86	.00	60,468.70	
<b>202 UNLIMITED TAX ROAD BONDS</b>								
000	UNDEFINED	-7,943,121.00	-7,943,121.00	-7,693,527.48	-110,203.26	.00	-249,593.52	96.9%
200	DEBT SERVICE	7,943,121.00	7,943,121.00	6,118,121.23	400.00	.00	1,824,999.77	77.0%
	TOTAL REVENUES	-7,943,121.00	-7,943,121.00	-7,693,527.48	-110,203.26	.00	-249,593.52	
	TOTAL EXPENSES	7,943,121.00	7,943,121.00	6,118,121.23	400.00	.00	1,824,999.77	
<b>203 GEN OB REFUNDING BOND SRS 2021</b>								
000	UNDEFINED	-914,275.00	-914,275.00	-977,293.81	-21,899.58	.00	63,018.81	106.9%
200	DEBT SERVICE	914,275.00	914,275.00	896,275.00	.00	.00	18,000.00	98.0%
	TOTAL REVENUES	-914,275.00	-914,275.00	-977,293.81	-21,899.58	.00	63,018.81	
	TOTAL EXPENSES	914,275.00	914,275.00	896,275.00	.00	.00	18,000.00	
<b>208 SPECIAL TAX REVENUE BONDS 2020</b>								
000	UNDEFINED	-1,210,570.00	-1,210,570.00	-1,194,185.51	.00	.00	-16,384.49	98.6%
200	DEBT SERVICE	1,210,570.00	1,210,570.00	59,892.25	.00	.00	1,150,677.75	4.9%
	TOTAL REVENUES	-1,245,570.00	-1,245,570.00	-1,229,185.51	.00	.00	-16,384.49	
	TOTAL EXPENSES	1,245,570.00	1,245,570.00	94,892.25	.00	.00	1,150,677.75	
<b>301 MPO ROAD CONSTRUCTION</b>								
000	UNDEFINED	-843,292.00	-1,410,271.00	-824,700.93	-566,979.00	.00	-585,570.07	58.5%
300	CAPITAL PROJECTS	843,292.00	1,410,271.00	57,720.53	57,720.53	352,279.47	1,000,271.00	29.1%
	TOTAL REVENUES	-843,292.00	-1,410,271.00	-824,700.93	-566,979.00	.00	-585,570.07	
	TOTAL EXPENSES	843,292.00	1,410,271.00	57,720.53	57,720.53	352,279.47	1,000,271.00	
<b>302 TAX ROAD BOND CONTRUCTION</b>								

**BUDGET SUMMARIES REPORT**  
**GROUP SUMMARY APRIL 2024**

FOR 2024 07

302	TAX ROAD BOND CONSTRUCTION	ORIGINAL APPROP	REVISED BUDGET	YTD ACTUAL	MTD ACTUAL	ENCUMBRANCES	AVAILABLE BUDGET	PCT USE/COL
000 UNDEFINED		-59,809,148.00	-59,809,148.00	-1,226,579.17	.00	.00	-58,582,568.83	2.1%
300 CAPITAL PROJECTS		59,809,148.00	59,809,148.00	3,923,846.53	689,073.57	2,593,094.15	53,292,207.32	10.9%
	TOTAL REVENUES	-59,809,148.00	-59,809,148.00	-1,226,579.17	.00	.00	-58,582,568.83	
	TOTAL EXPENSES	59,809,148.00	59,809,148.00	3,923,846.53	689,073.57	2,593,094.15	53,292,207.32	
<b>304 MEDICAL EXAMINER CONSTRUCTION</b>								
000 UNDEFINED		.00	-35,890,452.00	-35,972,395.86	.00	.00	81,943.86	100.2%
300 CAPITAL PROJECTS		.00	35,890,452.00	220,842.63	23,342.63	27,616,136.17	8,053,473.20	77.6%
	TOTAL REVENUES	.00	-35,890,452.00	-35,972,395.86	.00	.00	81,943.86	
	TOTAL EXPENSES	.00	35,890,452.00	220,842.63	23,342.63	27,616,136.17	8,053,473.20	
<b>307 CRTS RENOVATIONS #2</b>								
000 UNDEFINED		-5,213,000.00	-5,213,000.00	-40,299.76	.00	.00	-5,172,700.24	.8%
300 CAPITAL PROJECTS		5,213,000.00	5,213,000.00	1,561,768.20	25,500.00	2,814,566.69	836,665.11	84.0%
	TOTAL REVENUES	-5,213,000.00	-5,213,000.00	-40,299.76	.00	.00	-5,172,700.24	
	TOTAL EXPENSES	5,213,000.00	5,213,000.00	1,561,768.20	25,500.00	2,814,566.69	836,665.11	
<b>308 VENUE CAPITAL PROJECT</b>								
000 UNDEFINED		-200,200.00	-2,000,200.00	-1,801,119.14	.00	.00	-199,080.86	90.0%
300 CAPITAL PROJECTS		200,200.00	2,000,200.00	1,321,290.00	50,000.00	.00	678,910.00	66.1%
	TOTAL REVENUES	-200,200.00	-2,000,200.00	-1,801,119.14	.00	.00	-199,080.86	
	TOTAL EXPENSES	200,200.00	2,000,200.00	1,321,290.00	50,000.00	.00	678,910.00	
<b>401 EMPLOYEE HEALTH BENEFIT</b>								
000 UNDEFINED		-15,465,000.00	-15,465,000.00	-7,612,167.27	-951,017.36	.00	-7,852,832.73	49.2%
400 BENEFITS		15,465,000.00	15,465,000.00	9,842,531.20	1,719,115.26	5,786,605.30	-164,136.50	101.1%
	TOTAL REVENUES	-15,465,000.00	-15,465,000.00	-7,612,167.27	-951,017.36	.00	-7,852,832.73	
	TOTAL EXPENSES	15,465,000.00	15,465,000.00	9,842,531.20	1,719,115.26	5,786,605.30	-164,136.50	
<b>403 WORKERS COMPENSATION</b>								

**BUDGET SUMMARIES REPORT**  
 GROUP SUMMARY APRIL 2024

FOR 2024 07

403	WORKERS COMPENSATION	ORIGINAL APPROP	REVISED BUDGET	YTD ACTUAL	MTD ACTUAL	ENCUMBRANCES	AVAILABLE BUDGET	PCT USE/COL
000	UNDEFINED	-1,910,500.00	-1,910,500.00	-1,557,123.74	-179,140.63	.00	-353,376.26	81.5%
400	BENEFITS	1,910,500.00	1,910,500.00	675,277.69	44,219.92	349,860.31	885,362.00	53.7%
	TOTAL REVENUES	-5,666,975.00	-5,666,975.00	-1,557,123.74	-179,140.63	.00	-4,109,851.26	
	TOTAL EXPENSES	5,666,975.00	5,666,975.00	675,277.69	44,219.92	349,860.31	4,641,837.00	
	GRAND TOTAL	.00	38,000.00	-87,811,616.53	5,542,734.03	68,927,075.72	18,922,540.81	*****%

\*\* END OF REPORT - Generated by Scott, Rhonda \*\*

**BUDGET SUMMARIES REPORT**  
**FUND SUMMARY APRIL 2024**

FOR 2024 07

	ORIGINAL APPROP	REVISED BUDGET	YTD ACTUAL	MTD ACTUAL	ENCUMBRANCES	AVAILABLE BUDGET	PCT USE/COL
011 GENERAL FUND	.00	.00	-33,922,840.53	1,844,212.69	14,229,377.76	19,693,462.77	100.0%
TOTAL REVENUES	-153,915,013.00	-153,922,752.00	-114,901,260.29	-8,739,798.38	.00	-39,021,491.71	
TOTAL EXPENSES	153,915,013.00	153,922,752.00	80,978,419.76	10,584,011.07	14,229,377.76	58,714,954.48	
020 CONSOLIDATED ROAD AND BRID	.00	.00	-4,772,798.45	-2,051,168.11	3,416,059.58	1,356,738.87	100.0%
TOTAL REVENUES	-16,937,227.00	-16,937,227.00	-12,004,967.65	-3,457,750.34	.00	-4,932,259.35	
TOTAL EXPENSES	16,937,227.00	16,937,227.00	7,232,169.20	1,406,582.23	3,416,059.58	6,288,998.22	
031 PRECINCT 1 PARK	.00	.00	-72,609.63	2,020.45	7,942.70	64,666.93	100.0%
TOTAL REVENUES	-245,083.00	-245,083.00	-166,528.70	-2,638.28	.00	-78,554.30	
TOTAL EXPENSES	245,083.00	245,083.00	93,919.07	4,658.73	7,942.70	143,221.23	
032 SLATON/ROOSEVELT PARK	.00	.00	-104,229.27	1,797.04	23,696.24	80,533.03	100.0%
TOTAL REVENUES	-160,582.00	-160,582.00	-155,190.61	-3,238.28	.00	-5,391.39	
TOTAL EXPENSES	160,582.00	160,582.00	50,961.34	5,035.32	23,696.24	85,924.42	
033 IDALOU/NEW DEAL PARK	.00	.00	-46,430.29	1,898.95	5,549.37	40,880.92	100.0%
TOTAL REVENUES	-159,115.00	-159,115.00	-156,804.66	-2,738.28	.00	-2,310.34	
TOTAL EXPENSES	159,115.00	159,115.00	110,374.37	4,637.23	5,549.37	43,191.26	
034 SHALLOWATER PARK	.00	.00	-83,790.44	-626.45	6,915.71	76,874.73	100.0%
TOTAL REVENUES	-177,911.00	-177,911.00	-160,214.26	-3,168.28	.00	-17,696.74	
TOTAL EXPENSES	177,911.00	177,911.00	76,423.82	2,541.83	6,915.71	94,571.47	
041 PERMANENT IMPROVEMENT	.00	.00	773,183.32	417,456.79	3,734,382.54	-4,507,565.86	100.0%
TOTAL REVENUES	-9,170,610.00	-9,239,610.00	-3,089,484.58	-55,909.30	.00	-6,150,125.42	
TOTAL EXPENSES	9,170,610.00	9,239,610.00	3,862,667.90	473,366.09	3,734,382.54	1,642,559.56	
043 LCETRZ NO1 TAX INCREMENT F	.00	.00	-9,536.71	.00	.00	9,536.71	100.0%
TOTAL REVENUES	-191,000.00	-191,000.00	-9,536.71	.00	.00	-181,463.29	
TOTAL EXPENSES	191,000.00	191,000.00	.00	.00	.00	191,000.00	
046 TJJD (P) JJAEP GRANT	.00	.00	-4,130.50	.00	.00	4,130.50	100.0%
TOTAL REVENUES	-80,000.00	-80,000.00	-4,130.50	.00	.00	-75,869.50	
TOTAL EXPENSES	80,000.00	80,000.00	.00	.00	.00	80,000.00	
047 TJJD TJJD DSA RISK & NEEDS	.00	.00	.00	.00	.00	.00	.0%
TOTAL REVENUES	-15,628.00	-15,628.00	-14,105.36	.00	.00	-1,522.64	
TOTAL EXPENSES	15,628.00	15,628.00	14,105.36	.00	.00	1,522.64	
048 TJJD DSA RESIDENTIAL PROJE	.00	.00	.00	.00	.00	.00	.0%
TOTAL REVENUES	-127,520.00	-127,520.00	.00	.00	.00	-127,520.00	
TOTAL EXPENSES	127,520.00	127,520.00	.00	.00	.00	127,520.00	
049 TJJD DSA PREVENT/INTERVENT	.00	.00	-44,000.00	-5,500.00	.00	44,000.00	100.0%
TOTAL REVENUES	.00	-66,000.00	-44,000.00	-5,500.00	.00	-22,000.00	
TOTAL EXPENSES	.00	66,000.00	.00	.00	.00	66,000.00	
050 JUVENILE STAR PROGRAM	.00	.00	-65,715.08	7,058.52	.00	65,715.08	100.0%
TOTAL REVENUES	-381,500.00	-381,500.00	-120,500.00	.00	.00	-261,000.00	
TOTAL EXPENSES	381,500.00	381,500.00	54,784.92	7,058.52	.00	326,715.08	
051 JUVENILE PROBATION	.00	.00	2,273,119.02	113,824.02	156,478.87	-2,429,597.89	100.0%
TOTAL REVENUES	-8,594,191.00	-8,594,191.00	-728,451.03	-84,021.43	.00	-7,865,739.97	
TOTAL EXPENSES	8,594,191.00	8,594,191.00	3,001,570.05	197,845.45	156,478.87	5,436,142.08	
054 TJJD (A) JUV PROB COMM GRA	.00	.00	-491,272.13	22,005.77	273,249.37	218,022.76	100.0%
TOTAL REVENUES	-2,814,968.00	-2,814,968.00	-1,898,829.40	-182,597.00	.00	-916,138.60	
TOTAL EXPENSES	2,814,968.00	2,814,968.00	1,407,557.27	204,602.77	273,249.37	1,134,161.36	

**BUDGET SUMMARIES REPORT**  
**FUND SUMMARY APRIL 2024**

FOR 2024 07

055	JUVENILE DETENTION	ORIGINAL APPROP	REVISED BUDGET	YTD ACTUAL	MTD ACTUAL	ENCUMBRANCES	AVAILABLE BUDGET	PCT USE/COL
055	JUVENILE DETENTION	.00	.00	835,077.13	381,371.62	77,195.25	-912,272.38	100.0%
	TOTAL REVENUES	-5,532,696.00	-5,532,696.00	-1,922,787.39	.00	.00	-3,609,908.61	
	TOTAL EXPENSES	5,532,696.00	5,532,696.00	2,757,864.52	381,371.62	77,195.25	2,697,636.23	
057	JUVENILE FOOD SERVICE	.00	.00	60,155.24	29,276.85	72,726.94	-138,882.18	100.0%
	TOTAL REVENUES	-419,096.00	-425,563.00	-187,299.72	.00	.00	-238,263.28	
	TOTAL EXPENSES	419,096.00	425,563.00	253,454.96	29,276.85	72,726.94	99,381.10	
067	CJD DWI COURT GRANT	.00	.00	.00	.00	.00	.00	.0%
	TOTAL REVENUES	-50,796.00	-50,796.00	-12,819.05	.00	.00	-37,976.95	
	TOTAL EXPENSES	50,796.00	50,796.00	12,819.05	.00	.00	37,976.95	
070	ON LINE ACCESS	.00	.00	-3,156.77	520.00	2,580.00	576.77	100.0%
	TOTAL REVENUES	-185,000.00	-185,000.00	-7,323.01	.00	.00	-177,676.99	
	TOTAL EXPENSES	185,000.00	185,000.00	4,166.24	520.00	2,580.00	178,253.76	
072	CJD DRUG COURT GRANT	.00	.00	.00	.00	.00	.00	.0%
	TOTAL REVENUES	-50,796.00	-50,796.00	-8,016.57	.00	.00	-42,779.43	
	TOTAL EXPENSES	50,796.00	50,796.00	8,016.57	.00	.00	42,779.43	
074	COUNTY DRUG COURT COURT CO	.00	.00	-22,747.48	-2,561.54	.00	22,747.48	100.0%
	TOTAL REVENUES	-33,000.00	-33,000.00	-22,747.48	-2,561.54	.00	-10,252.52	
	TOTAL EXPENSES	33,000.00	33,000.00	.00	.00	.00	33,000.00	
075	DISPUTE RESOLUTION	.00	.00	98,063.62	6,182.82	2,803.36	-100,866.98	100.0%
	TOTAL REVENUES	-421,625.00	-421,625.00	-197,716.03	-31,006.14	.00	-223,908.97	
	TOTAL EXPENSES	421,625.00	421,625.00	295,779.65	37,188.96	2,803.36	123,041.99	
076	USDA AG MEDIATION GRANT	.00	.00	12,832.26	12,832.26	4,018.45	-16,850.71	100.0%
	TOTAL REVENUES	-420,000.00	-420,000.00	-129,428.06	.00	.00	-290,571.94	
	TOTAL EXPENSES	420,000.00	420,000.00	142,260.32	12,832.26	4,018.45	273,721.23	
077	DOMESTIC RELATIONS OFFICE	.00	.00	23,116.32	9,692.83	1,405.71	-24,522.03	100.0%
	TOTAL REVENUES	-179,145.00	-186,770.00	-85,537.57	-2,850.22	.00	-101,232.43	
	TOTAL EXPENSES	179,145.00	186,770.00	108,653.89	12,543.05	1,405.71	76,710.40	
079	VENUE HOT & STVR TAX	.00	.00	1,173,410.81	-309,666.32	.00	-1,173,410.81	100.0%
	TOTAL REVENUES	-3,561,050.00	-3,561,050.00	-1,838,343.91	-309,727.70	.00	-1,722,706.09	
	TOTAL EXPENSES	3,561,050.00	3,561,050.00	3,011,754.72	61.38	.00	549,295.28	
081	LAW LIBRARY	.00	.00	10,990.09	-3,247.26	29,744.00	-40,734.09	100.0%
	TOTAL REVENUES	-200,496.00	-200,496.00	-122,109.51	-15,682.55	.00	-78,386.49	
	TOTAL EXPENSES	200,496.00	200,496.00	133,099.60	12,435.29	29,744.00	37,652.40	
083	ELECTION SERVICES	.00	.00	108,597.63	70,350.82	249,813.66	-358,411.29	100.0%
	TOTAL REVENUES	-1,067,774.00	-1,067,774.00	.00	.00	.00	-1,067,774.00	
	TOTAL EXPENSES	1,067,774.00	1,067,774.00	108,597.63	70,350.82	249,813.66	709,362.71	
085	ELECTION ADMINISTRATION	.00	.00	15,252.85	.00	.00	-15,252.85	100.0%
	TOTAL REVENUES	-42,300.00	-42,300.00	-6,416.55	.00	.00	-35,883.45	
	TOTAL EXPENSES	42,300.00	42,300.00	21,669.40	.00	.00	20,630.60	
086	ELECTION EQUIPMENT	.00	30,000.00	114,511.19	.00	5,440.00	-89,951.19	399.8%
	TOTAL REVENUES	-111,000.00	-111,000.00	-11,405.60	.00	.00	-99,594.40	
	TOTAL EXPENSES	111,000.00	141,000.00	125,916.79	.00	5,440.00	9,643.21	
088	SETTLEMENTS FUND	.00	.00	-84,260.92	-84,260.92	.00	84,260.92	100.0%
	TOTAL REVENUES	.00	.00	-84,260.92	-84,260.92	.00	84,260.92	

**BUDGET SUMMARIES REPORT**  
**FUND SUMMARY APRIL 2024**

FOR 2024 07

090	DIST CLK RECORDS MGT. AND PRES	ORIGINAL APPROP	REVISED BUDGET	YTD ACTUAL	MTD ACTUAL	ENCUMBRANCES	AVAILABLE BUDGET	PCT USE/COL
090	DIST CLK RECORDS MGT. AND	.00	6,500.00	10,442.66	5,740.51	.00	-3,942.66	160.7%
	TOTAL REVENUES	-24,110.00	-24,110.00	-998.72	-25.84	.00	-23,111.28	
	TOTAL EXPENSES	24,110.00	30,610.00	11,441.38	5,766.35	.00	19,168.62	
091	CTY CLK RECORDS MGT. AND P	.00	.00	-398,718.78	-54,368.48	.00	398,718.78	100.0%
	TOTAL REVENUES	-724,500.00	-724,500.00	-413,911.50	-56,453.25	.00	-310,588.50	
	TOTAL EXPENSES	724,500.00	724,500.00	15,192.72	2,084.77	.00	709,307.28	
092	CTY RECORDS MGT. AND PRES	.00	.00	-64,853.44	-10,076.97	.00	64,853.44	100.0%
	TOTAL REVENUES	-89,715.00	-89,715.00	-112,338.52	-16,386.32	.00	22,623.52	
	TOTAL EXPENSES	89,715.00	89,715.00	47,485.08	6,309.35	.00	42,229.92	
093	COURTHOUSE SECURITY	.00	.00	31,859.98	931.13	4,400.51	-36,260.49	100.0%
	TOTAL REVENUES	-140,607.00	-140,607.00	-85,343.91	-11,578.14	.00	-55,263.09	
	TOTAL EXPENSES	140,607.00	140,607.00	117,203.89	12,509.27	4,400.51	19,002.60	
094	COURT RECORD PRESERVATION	.00	.00	-5,369.58	-6.01	16,749.26	-11,379.68	100.0%
	TOTAL REVENUES	-55,500.00	-55,500.00	-6,199.58	-6.01	.00	-49,300.42	
	TOTAL EXPENSES	55,500.00	55,500.00	830.00	.00	16,749.26	37,920.74	
095	LOCAL TRUANCY PREVENT & DI	.00	.00	-9,371.17	-926.04	.00	9,371.17	100.0%
	TOTAL REVENUES	-15,498.00	-15,498.00	-9,791.17	-1,346.04	.00	-5,706.83	
	TOTAL EXPENSES	15,498.00	15,498.00	420.00	420.00	.00	15,078.00	
096	HISTORICAL COMMISSION	.00	.00	-9,682.08	.00	.00	9,682.08	100.0%
	TOTAL REVENUES	-7,200.00	-7,200.00	-6,459.20	.00	.00	-740.80	
	TOTAL EXPENSES	7,200.00	7,200.00	-3,222.88	.00	.00	10,422.88	
097	CHILD ABUSE PREVENTION	.00	1,500.00	-512.37	37.24	.00	2,012.37	-34.2%
	TOTAL REVENUES	-353.00	-353.00	-612.37	-62.76	.00	259.37	
	TOTAL EXPENSES	353.00	1,853.00	100.00	100.00	.00	1,753.00	
099	CTY/DIST COURT TECHNOLOGY	.00	.00	-4,850.31	-481.20	.00	4,850.31	100.0%
	TOTAL REVENUES	-7,000.00	-7,000.00	-4,850.31	-481.20	.00	-2,149.69	
	TOTAL EXPENSES	7,000.00	7,000.00	.00	.00	.00	7,000.00	
102	DIST COURT RECORDS TECHNOL	.00	.00	-1,524.77	-16.01	60,000.00	-58,475.23	100.0%
	TOTAL REVENUES	-60,000.00	-60,000.00	-1,524.77	-16.01	.00	-58,475.23	
	TOTAL EXPENSES	60,000.00	60,000.00	.00	.00	60,000.00	.00	
103	COUNTY CLERK RECORDS ARCHI	.00	.00	-352,528.27	-52,029.76	171,269.85	181,258.42	100.0%
	TOTAL REVENUES	-670,000.00	-670,000.00	-373,296.40	-55,850.00	.00	-296,703.60	
	TOTAL EXPENSES	670,000.00	670,000.00	20,768.13	3,820.24	171,269.85	477,962.02	
105	COMMUNITY/ECONOMIC DEV PRG	.00	.00	31,048.18	.00	2,250.00	-33,298.18	100.0%
	TOTAL REVENUES	-66,950.00	-66,950.00	-11,960.82	.00	.00	-54,989.18	
	TOTAL EXPENSES	66,950.00	66,950.00	43,009.00	.00	2,250.00	21,691.00	
106	AMERICAN RESCUE PLAN ACT	.00	.00	-18,948,123.34	4,132,346.03	5,246,852.21	13,701,271.13	100.0%
	TOTAL REVENUES	-22,913,060.00	-22,913,060.00	-23,290,791.22	.00	.00	377,731.22	
	TOTAL EXPENSES	22,913,060.00	22,913,060.00	4,342,667.88	4,132,346.03	5,246,852.21	13,323,539.91	
108	JP1 JUSTICE COURT TECHNOLO	.00	.00	-3,924.56	-310.55	3,509.12	415.44	100.0%
	TOTAL REVENUES	-28,801.00	-28,801.00	-4,415.44	-408.75	.00	-24,385.56	
	TOTAL EXPENSES	28,801.00	28,801.00	490.88	98.20	3,509.12	24,801.00	
109	JP2 JUSTICE COURT TECHNOLO	.00	.00	-3,402.30	-198.33	308.99	3,093.31	100.0%
	TOTAL REVENUES	-20,000.00	-20,000.00	-3,584.16	-198.33	.00	-16,415.84	
	TOTAL EXPENSES	20,000.00	20,000.00	181.86	.00	308.99	19,509.15	



**BUDGET SUMMARIES REPORT**  
**FUND SUMMARY APRIL 2024**

FOR 2024 07

110	JP3 JUSTICE COURT TECHNOLOGY	ORIGINAL APPROP	REVISED BUDGET	YTD ACTUAL	MTD ACTUAL	ENCUMBRANCES	AVAILABLE BUDGET	PCT USE/COL
110	JP3 JUSTICE COURT TECHNOLO	.00	.00	-1,321.92	-125.94	915.00	406.92	100.0%
	TOTAL REVENUES	-3,000.00	-3,000.00	-1,321.92	-125.94	915.00	-2,593.08	
	TOTAL EXPENSES	3,000.00	3,000.00	.00	.00	.00	3,000.00	
111	JP4 JUSTICE COURT TECHNOLO	.00	.00	19,280.23	4,015.28	.00	-19,280.23	100.0%
	TOTAL REVENUES	-31,550.00	-31,550.00	-4,346.45	-444.40	.00	-27,203.55	
	TOTAL EXPENSES	31,550.00	31,550.00	23,626.68	4,459.68	.00	7,923.32	
112	COURT FACILITY FEE	.00	.00	-23,168.08	.00	.00	23,168.08	100.0%
	TOTAL REVENUES	-109,725.00	-109,725.00	-23,168.08	.00	.00	-86,556.92	
	TOTAL EXPENSES	109,725.00	109,725.00	.00	.00	.00	109,725.00	
114	JUDICIAL EDUCATION & SUPPO	.00	.00	-2,882.43	-555.00	.00	2,882.43	100.0%
	TOTAL REVENUES	-5,775.00	-5,775.00	-2,882.43	-555.00	.00	-2,892.57	
	TOTAL EXPENSES	5,775.00	5,775.00	.00	.00	.00	5,775.00	
115	LANGUAGE ACCESS	.00	.00	-23,767.44	-3,495.09	.00	23,767.44	100.0%
	TOTAL REVENUES	-37,515.00	-37,515.00	-23,767.44	-3,495.09	.00	-13,747.56	
	TOTAL EXPENSES	37,515.00	37,515.00	.00	.00	.00	37,515.00	
122	SHERIFF CONTRABAND	.00	.00	92,036.36	.00	.00	-92,036.36	100.0%
	TOTAL REVENUES	-328,000.00	-328,000.00	-101,229.60	.00	.00	-226,770.40	
	TOTAL EXPENSES	328,000.00	328,000.00	193,265.96	.00	.00	134,734.04	
124	INMATE SUPPLY	.00	.00	-114,937.52	.00	.00	114,937.52	100.0%
	TOTAL REVENUES	-1,114,000.00	-1,114,000.00	-712,403.39	.00	.00	-401,596.61	
	TOTAL EXPENSES	1,114,000.00	1,114,000.00	597,465.87	.00	.00	516,534.13	
126	VINE GRANT	.00	.00	.00	.00	15,142.62	-15,142.62	100.0%
	TOTAL REVENUES	-30,171.00	-30,286.00	-15,142.64	.00	.00	-15,143.36	
	TOTAL EXPENSES	30,171.00	30,286.00	15,142.64	.00	15,142.62	.74	
128	HOMELAND SECURITY GRANT	.00	.00	3,335.40	3,335.40	64,101.82	-67,437.22	100.0%
	TOTAL REVENUES	-212,674.00	-212,674.00	-133,128.01	.00	.00	-79,545.99	
	TOTAL EXPENSES	212,674.00	212,674.00	136,463.41	3,335.40	64,101.82	12,108.77	
129	HAZARD MITIGATION GRANT-EM	.00	.00	.00	.00	.00	.00	.0%
	TOTAL REVENUES	-243,600.00	-243,600.00	.00	.00	.00	-243,600.00	
	TOTAL EXPENSES	243,600.00	243,600.00	.00	.00	.00	243,600.00	
130	PROJECT SAFE NEIGHBORHOOD	.00	.00	9,428.58	2,002.54	.00	-9,428.58	100.0%
	TOTAL REVENUES	-136,000.00	-136,000.00	.00	.00	.00	-136,000.00	
	TOTAL EXPENSES	136,000.00	136,000.00	9,428.58	2,002.54	.00	126,571.42	
142	LEOSE SHERIFF	.00	.00	-50,234.46	397.00	.00	50,234.46	100.0%
	TOTAL REVENUES	-26,000.00	-26,000.00	-57,607.83	.00	.00	31,607.83	
	TOTAL EXPENSES	26,000.00	26,000.00	7,373.37	397.00	.00	18,626.63	
145	SHERIFF COMMISSARY SALARY	.00	.00	-1,211.54	-30,633.20	.00	1,211.54	100.0%
	TOTAL REVENUES	-958,673.00	-958,673.00	-541,342.18	-109,022.72	.00	-417,330.82	
	TOTAL EXPENSES	958,673.00	958,673.00	540,130.64	78,389.52	.00	418,542.36	
146	LECD EMER COMMUNICATION GR	.00	.00	33,050.00	.00	.00	-33,050.00	100.0%
	TOTAL REVENUES	.00	-40,250.00	.00	.00	.00	-40,250.00	
	TOTAL EXPENSES	.00	40,250.00	33,050.00	.00	.00	7,200.00	
150	TAG GRANT	.00	.00	148,870.35	141,870.35	1,345,334.45	-1,494,204.80	100.0%
	TOTAL REVENUES	-12,552,087.00	-12,552,087.00	-1,447,935.28	.00	.00	-11,104,151.72	
	TOTAL EXPENSES	12,552,087.00	12,552,087.00	1,596,805.63	141,870.35	1,345,334.45	9,609,946.92	

**BUDGET SUMMARIES REPORT**  
**FUND SUMMARY APRIL 2024**

FOR 2024 07

152	TAG CRIMINAL JUSTICE GRANT	ORIGINAL APPROP	REVISED BUDGET	YTD ACTUAL	MTD ACTUAL	ENCUMBRANCES	AVAILABLE BUDGET	PCT USE/COL
152	TAG CRIMINAL JUSTICE GRANT	.00	.00	.00	.00	.00	.00	.0%
	TOTAL REVENUES	.00	-23,910.00	-10,000.00	.00	.00	-13,910.00	
	TOTAL EXPENSES	.00	23,910.00	10,000.00	.00	.00	13,910.00	
161	CDA BUSINESS CRIMES	.00	.00	14,765.72	1,351.16	.00	-14,765.72	100.0%
	TOTAL REVENUES	-86,500.00	-86,500.00	-27,142.98	.00	.00	-59,357.02	
	TOTAL EXPENSES	86,500.00	86,500.00	41,908.70	1,351.16	.00	44,591.30	
163	CDA CONTRABAND	.00	.00	3,208.02	300.00	.00	-3,208.02	100.0%
	TOTAL REVENUES	-100,000.00	-100,000.00	-58,246.36	.00	.00	-41,753.64	
	TOTAL EXPENSES	100,000.00	100,000.00	61,454.38	300.00	.00	38,545.62	
164	CDA SPATTF GRANT	.00	.00	397,889.96	75,764.61	144,619.45	-542,509.41	100.0%
	TOTAL REVENUES	-1,502,168.00	-1,502,168.00	-423,214.55	-25,554.70	.00	-1,078,953.45	
	TOTAL EXPENSES	1,502,168.00	1,502,168.00	821,104.51	101,319.31	144,619.45	536,444.04	
166	CDA JAG GRANT	.00	.00	-169,821.83	55,852.10	39,700.84	130,120.99	100.0%
	TOTAL REVENUES	-191,119.00	-223,157.00	-234,883.83	-992.90	.00	11,726.83	
	TOTAL EXPENSES	191,119.00	223,157.00	65,062.00	56,845.00	39,700.84	118,394.16	
168	CDA Border Prosecution Uni	.00	.00	15,901.49	15,901.49	.00	-15,901.49	100.0%
	TOTAL REVENUES	-439,530.00	-729,299.00	-70,377.34	.00	.00	-658,921.66	
	TOTAL EXPENSES	439,530.00	729,299.00	86,278.83	15,901.49	.00	643,020.17	
171	CDA VOCA VICTIM ADV PROJEC	.00	.00	12,508.86	12,508.86	.00	-12,508.86	100.0%
	TOTAL REVENUES	-147,474.00	-147,474.00	-74,496.44	.00	.00	-72,977.56	
	TOTAL EXPENSES	147,474.00	147,474.00	87,005.30	12,508.86	.00	60,468.70	
202	UNLIMITED TAX ROAD BONDS	.00	.00	-1,575,406.25	-109,803.26	.00	1,575,406.25	100.0%
	TOTAL REVENUES	-7,943,121.00	-7,943,121.00	-7,693,527.48	-110,203.26	.00	-249,593.52	
	TOTAL EXPENSES	7,943,121.00	7,943,121.00	6,118,121.23	400.00	.00	1,824,999.77	
203	GEN OB REFUNDING BOND SRS	.00	.00	-81,018.81	-21,899.58	.00	81,018.81	100.0%
	TOTAL REVENUES	-914,275.00	-914,275.00	-977,293.81	-21,899.58	.00	63,018.81	
	TOTAL EXPENSES	914,275.00	914,275.00	896,275.00	.00	.00	18,000.00	
208	SPECIAL TAX REVENUE BONDS	.00	.00	-1,134,293.26	.00	.00	1,134,293.26	100.0%
	TOTAL REVENUES	-1,245,570.00	-1,245,570.00	-1,229,185.51	.00	.00	-16,384.49	
	TOTAL EXPENSES	1,245,570.00	1,245,570.00	94,892.25	.00	.00	1,150,677.75	
301	MPO ROAD CONSTRUCTION	.00	.00	-766,980.40	-509,258.47	352,279.47	414,700.93	100.0%
	TOTAL REVENUES	-843,292.00	-1,410,271.00	-824,700.93	-566,979.00	.00	-585,570.07	
	TOTAL EXPENSES	843,292.00	1,410,271.00	57,720.53	57,720.53	352,279.47	1,000,271.00	
302	TAX ROAD BOND CONSTRUCTION	.00	.00	2,697,267.36	689,073.57	2,593,094.15	-5,290,361.51	100.0%
	TOTAL REVENUES	-59,809,148.00	-59,809,148.00	-1,226,579.17	.00	.00	-58,582,568.83	
	TOTAL EXPENSES	59,809,148.00	59,809,148.00	3,923,846.53	689,073.57	2,593,094.15	53,292,207.32	
304	MEDICAL EXAMINER CONSTRUCT	.00	.00	-35,751,553.23	23,342.63	27,616,136.17	8,135,417.06	100.0%
	TOTAL REVENUES	.00	-35,890,452.00	-35,972,395.86	.00	.00	81,943.86	
	TOTAL EXPENSES	.00	35,890,452.00	220,842.63	23,342.63	27,616,136.17	8,053,473.20	
307	CRTC RENOVATIONS #2	.00	.00	1,521,468.44	25,500.00	2,814,566.69	-4,336,035.13	100.0%
	TOTAL REVENUES	-5,213,000.00	-5,213,000.00	-40,299.76	.00	.00	-5,172,700.24	
	TOTAL EXPENSES	5,213,000.00	5,213,000.00	1,561,768.20	25,500.00	2,814,566.69	836,665.11	
308	VENUE CAPITAL PROJECT	.00	.00	-479,829.14	50,000.00	.00	479,829.14	100.0%
	TOTAL REVENUES	-200,200.00	-2,000,200.00	-1,801,119.14	.00	.00	-199,080.86	
	TOTAL EXPENSES	200,200.00	2,000,200.00	1,321,290.00	50,000.00	.00	678,910.00	

**BUDGET SUMMARIES REPORT**  
**FUND SUMMARY APRIL 2024**

FOR 2024 07

401	EMPLOYEE HEALTH BENEFIT	ORIGINAL APPROP	REVISED BUDGET	YTD ACTUAL	MTD ACTUAL	ENCUMBRANCES	AVAILABLE BUDGET	PCT USE/COL
401	EMPLOYEE HEALTH BENEFIT	.00	.00	2,230,363.93	768,097.90	5,786,605.30	-8,016,969.23	100.0%
	TOTAL REVENUES	-15,465,000.00	-15,465,000.00	-7,612,167.27	-951,017.36	.00	-7,852,832.73	
	TOTAL EXPENSES	15,465,000.00	15,465,000.00	9,842,531.20	1,719,115.26	5,786,605.30	-164,136.50	
403	WORKERS COMPENSATION	.00	.00	-881,846.05	-134,920.71	349,860.31	531,985.74	100.0%
	TOTAL REVENUES	-5,666,975.00	-5,666,975.00	-1,557,123.74	-179,140.63	.00	-4,109,851.26	
	TOTAL EXPENSES	5,666,975.00	5,666,975.00	675,277.69	44,219.92	349,860.31	4,641,837.00	
	GRAND TOTAL	.00	38,000.00	-87,811,616.53	5,542,734.03	68,927,075.72	18,922,540.81	*****%

\*\* END OF REPORT - Generated by Scott, Rhonda \*\*